

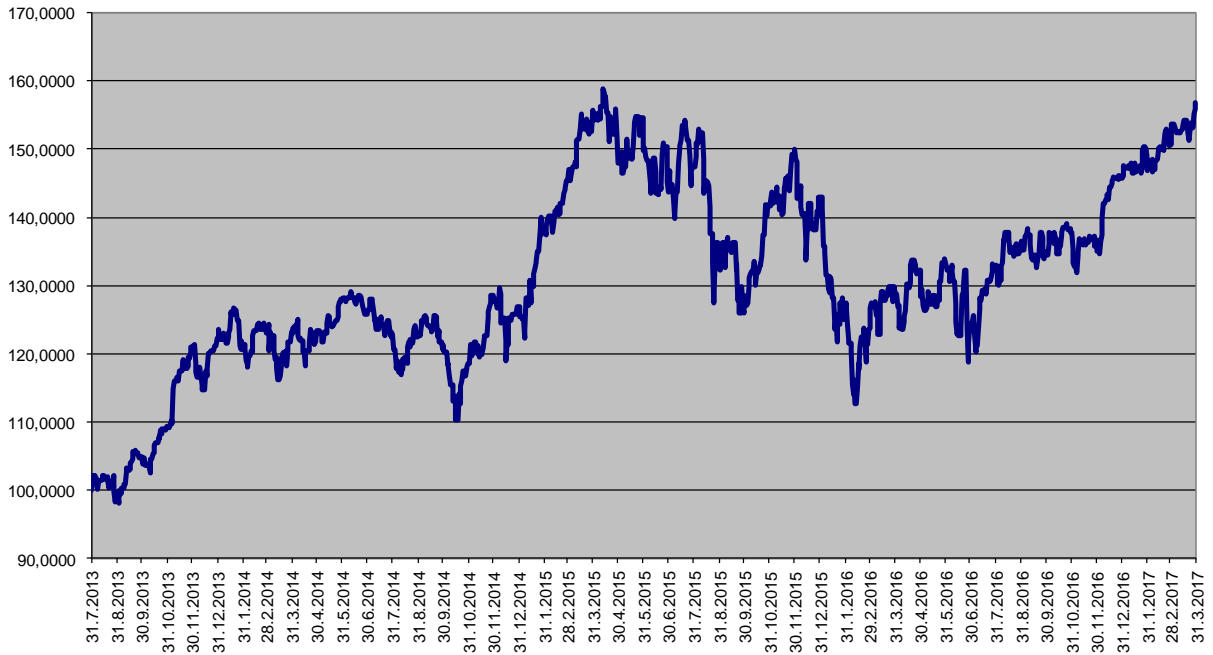
Ceny podílových jednotek
Investiční životní pojištění

Datum	MEAG EuroBalance	Fond MEAG EuroRent	MEAG Proinvest	Dynamická (Conseq)	Strategie Vyvážená (Conseq)	Konzervativní (Conseq)
31.3.2017	134,9143	116,0546	156,7290	149,4595	138,8522	125,7848
30.3.2017	134,4719	115,9739	155,9050	149,8236	139,0456	125,8245
29.3.2017	134,2021	115,7847	155,1951	149,4297	138,8127	125,7468
28.3.2017	133,5643	115,6333	153,1307	148,9837	138,5354	125,6178
27.3.2017	133,9568	115,5955	154,1022	147,9877	138,0211	125,5234
24.3.2017	133,8341	115,5576	153,1867	148,6691	138,3885	125,6360
23.3.2017	133,0001	115,5576	151,3558	148,5963	138,3216	125,5952
22.3.2017	133,9322	115,3684	152,4675	148,2081	138,1161	125,5434
21.3.2017	134,4964	115,3684	153,8593	148,5460	138,3175	125,6266
20.3.2017	134,8398	115,3684	154,2143	149,6534	138,8489	125,7155
17.3.2017	134,8153	115,3684	154,1582	149,6835	138,8326	125,6784
16.3.2017	134,3983	115,4820	153,2801	149,3701	138,6244	125,5755
15.3.2017	133,8832	115,3306	152,9252	148,5332	138,1961	125,5149
14.3.2017	134,0549	115,2549	152,7570	147,9928	137,9126	125,4304
13.3.2017	133,6869	115,2171	152,4675	148,1962	137,9999	125,4370
10.3.2017	133,6624	115,5198	152,4488	147,6736	137,7555	125,4313
9.3.2017	133,6133	115,7090	152,4675	147,4298	137,6629	125,4670
8.3.2017	133,7605	115,9360	152,4675	148,0040	138,0215	125,6102
7.3.2017	134,1039	115,8603	152,3740	148,1476	138,1718	125,7312
6.3.2017	134,6436	115,8603	153,0933	148,3400	138,2026	125,6560
3.3.2017	134,7908	116,0117	153,6258	148,5436	138,2972	125,6869
2.3.2017	134,6436	116,0117	153,5977	148,8657	138,4883	125,7624
1.3.2017	133,2945	116,2009	150,6926	149,1957	138,7211	125,8887
28.2.2017	133,1473	116,1252	150,5151	147,5343	137,8348	125,5928
31.1.2017	132,1416	115,2928	148,3760	144,3905	135,9312	124,7458
30.12.2016	132,4850	116,0874	145,7698	141,8322	134,9340	125,0333
30.11.2016	127,2029	115,6529	136,3545	139,2420	133,4372	124,3940
31.10.2016	128,6821	118,4931	137,8004	138,8526	133,5137	124,7288
30.9.2016	131,0377	119,2279	134,5494	138,6488	133,3142	124,4277
31.8.2016	132,1168	119,1964	136,5537	138,1610	133,0302	124,3654
29.7.2016	131,0617	118,6286	132,3129	136,7050	132,0652	123,6684
30.6.2016	129,4530	117,8137	123,7990	131,8516	129,4653	122,8210
31.5.2016	130,6579	116,1402	133,8859	134,0235	130,4127	122,7439
29.4.2016	128,1054	116,0777	132,1774	133,7344	130,1276	122,6375
31.3.2016	128,9717	115,9934	129,8884	132,6919	129,3938	122,2760
29.2.2016	126,9956	114,9160	123,5213	125,6923	125,6433	121,1669
29.1.2016	127,2881	114,3432	125,0066	126,7632	126,1561	121,4640
31.12.2015	134,2206	114,4174	142,8792	134,4555	130,5759	122,7060
30.11.2015	135,6177	115,9976	148,9940	137,8775	132,7027	123,6525
30.10.2015	132,1305	115,5483	141,5848	138,1808	132,4828	123,1555
30.9.2015	122,1353	114,3272	125,9485	131,3842	128,6765	121,9898
31.8.2015	128,2265	113,7333	136,0471	136,4205	131,2623	122,5269
31.7.2015	134,7991	114,7356	147,4131	145,7260	136,0698	123,8390
30.6.2015	130,9451	114,0394	145,1331	145,6498	135,7243	123,4672
29.5.2015	136,2814	117,6828	154,5301	150,1724	138,2573	124,5201
30.4.2015	135,5591	119,3819	147,8981	150,0385	138,2358	124,6268

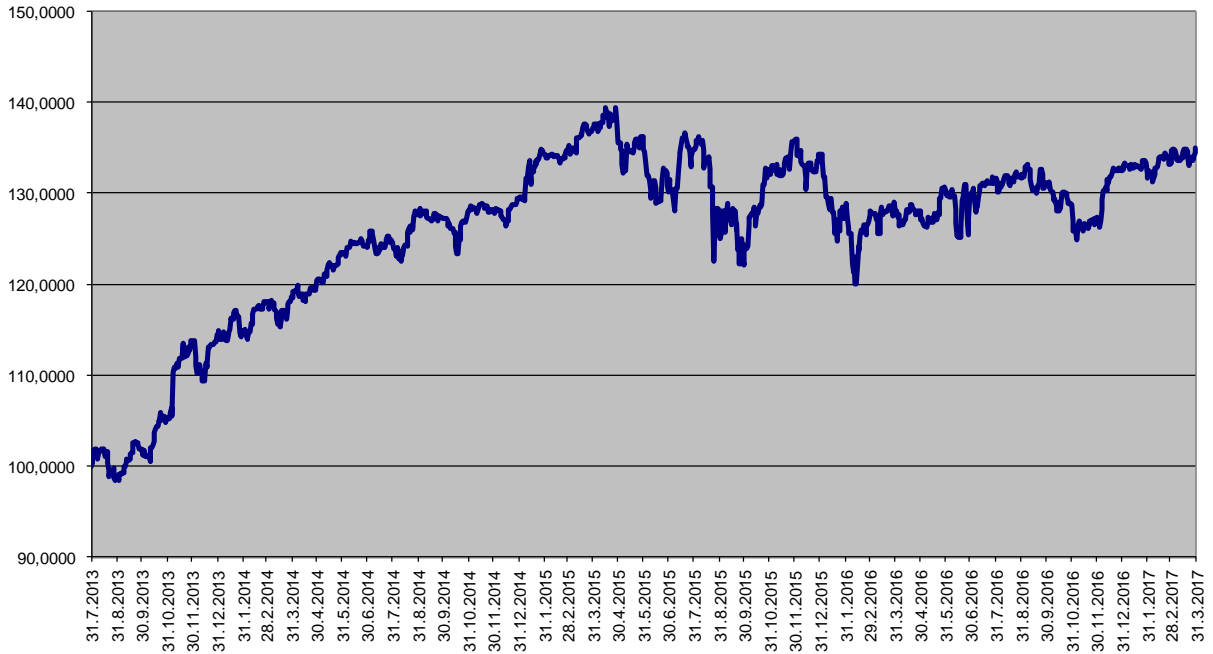
Ceny podílových jednotek
Investiční životní pojištění

Datum	Garantovaný	Garantovaný 2015	Garantovaný 2016
31.3.2017	105,6400	101,3361	100,2973
30.3.2017	105,6360	101,3339	100,2948
29.3.2017	105,6320	101,3317	100,2923
28.3.2017	105,6279	101,3295	100,2899
27.3.2017	105,6239	101,3273	100,2874
24.3.2017	105,6118	101,3207	100,2800
23.3.2017	105,6078	101,3184	100,2776
22.3.2017	105,6038	101,3162	100,2751
21.3.2017	105,5998	101,3140	100,2726
20.3.2017	105,5957	101,3118	100,2702
17.3.2017	105,5837	101,3052	100,2628
16.3.2017	105,5797	101,3030	100,2603
15.3.2017	105,5756	101,3008	100,2579
14.3.2017	105,5716	101,2985	100,2554
13.3.2017	105,5676	101,2963	100,2529
10.3.2017	105,5555	101,2897	100,2456
9.3.2017	105,5515	101,2875	100,2431
8.3.2017	105,5475	101,2853	100,2406
7.3.2017	105,5435	101,2831	100,2382
6.3.2017	105,5395	101,2809	100,2357
3.3.2017	105,5274	101,2742	100,2283
2.3.2017	105,5234	101,2720	100,2259
1.3.2017	105,5194	101,2698	100,2234
28.2.2017	105,5153	101,2676	100,2210
31.1.2017	105,4029	101,2057	100,1521
30.12.2016	105,2745	101,1350	100,0735
30.11.2016	105,1546	101,0690	100,0000
31.10.2016	105,0348	101,0030	
30.9.2016	104,9112	100,9349	
31.8.2016	104,7917	100,8690	
29.7.2016	104,6604	100,7965	
30.6.2016	104,5452	100,7329	
31.5.2016	104,4261	100,6671	
29.4.2016	104,2993	100,5970	
31.3.2016	104,1844	100,5335	
29.2.2016	104,0618	100,4657	
29.1.2016	103,9394	100,3979	
31.12.2015	103,8249	100,3346	
30.11.2015	103,7024	100,2667	
30.10.2015	103,5800	100,1989	
30.9.2015	103,4617	100,1333	
31.8.2015	103,3436	100,0677	
31.7.2015	103,2216		
30.6.2015	103,0998		
29.5.2015	102,9703		
30.4.2015	102,8605		

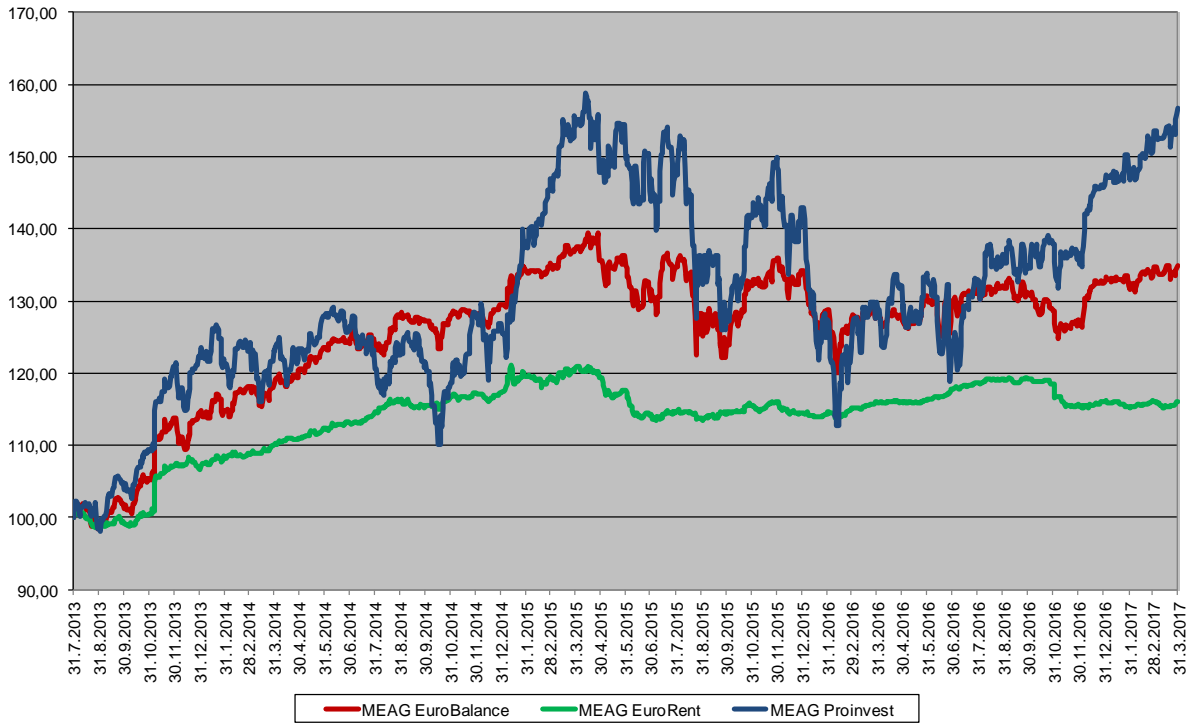
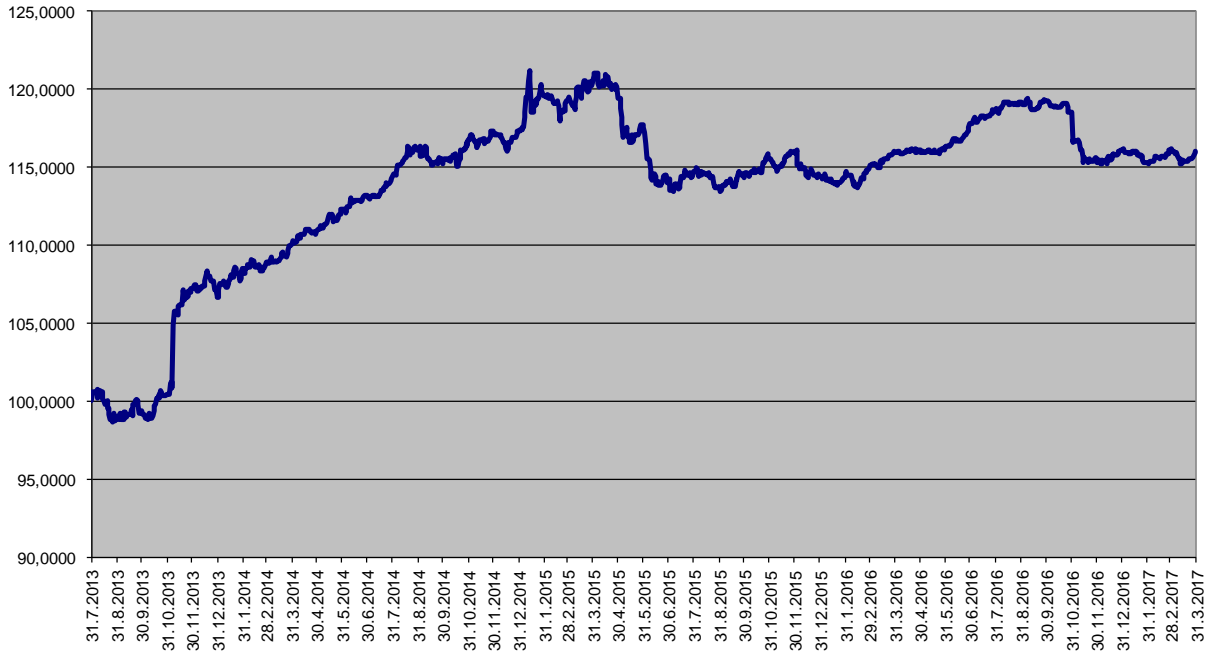
Jednotkový fond MEAG ProInvest



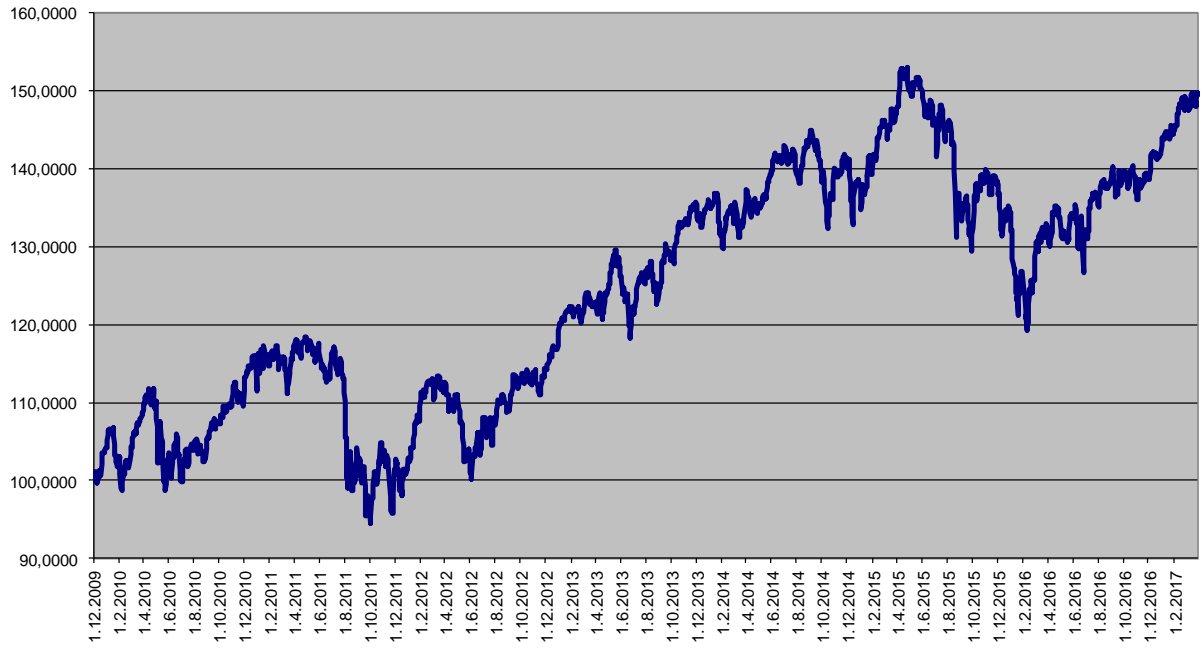
Jednotkový fond MEAG EuroBalance



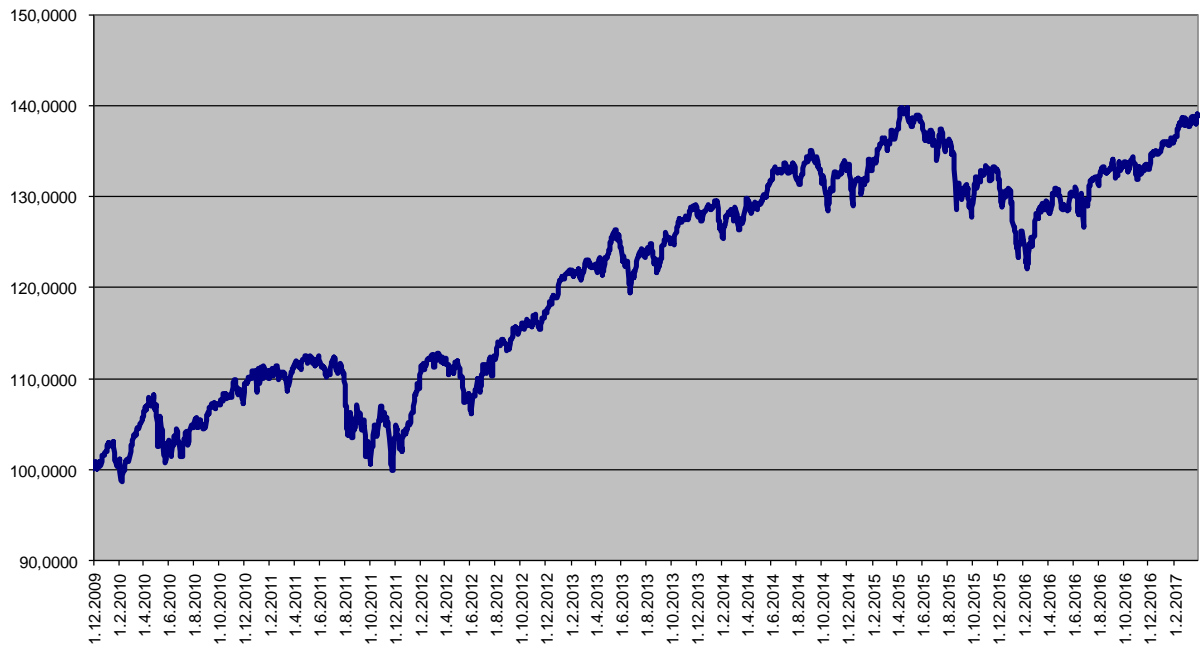
Jednotkový fond MEAG EuroRent



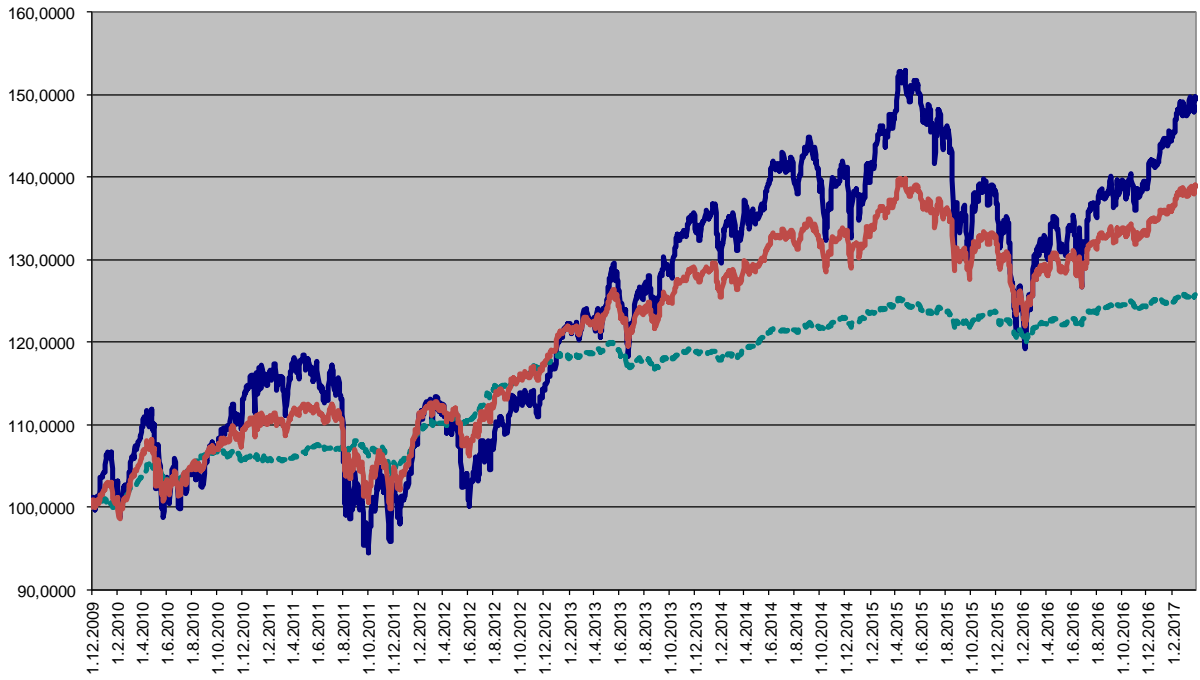
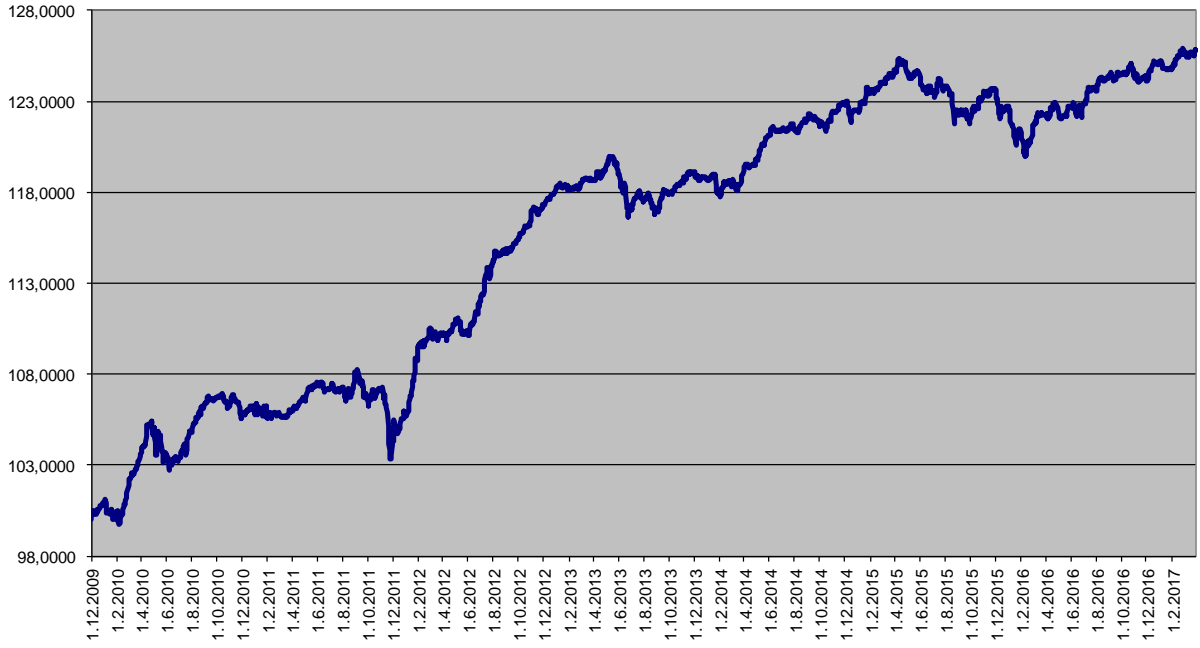
Dynamická strategie



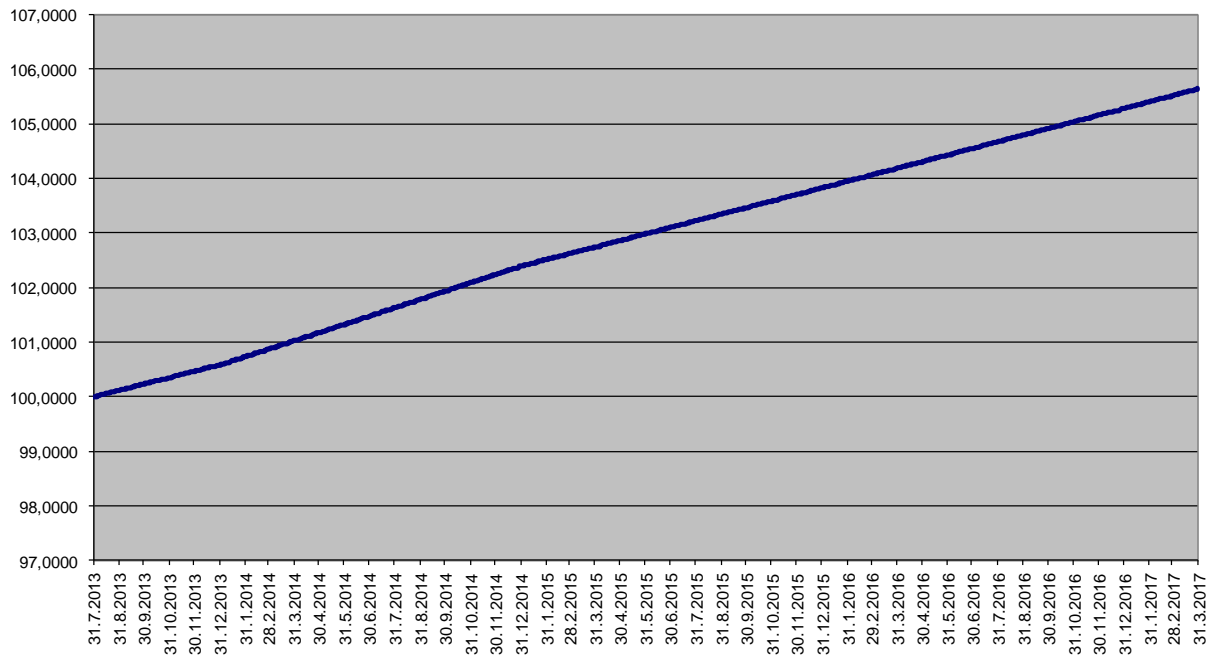
Vyvážená strategie



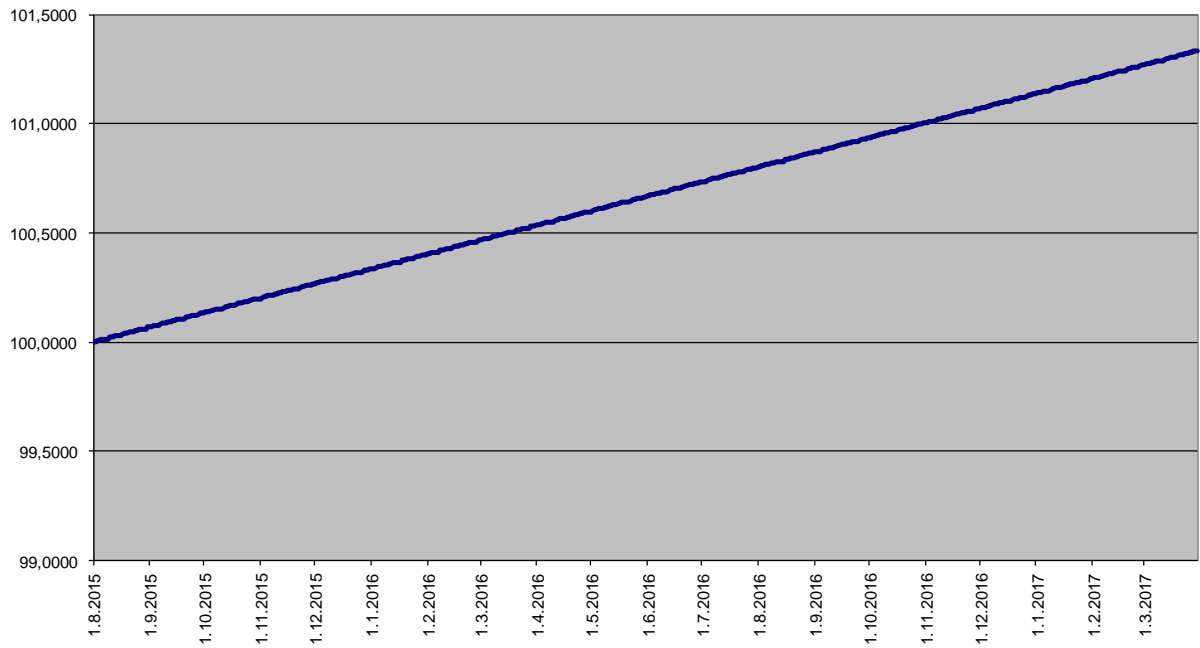
Konzervativní strategie



Garantovaný fond



Garantovaný fond 2015



Garantovaný fond 2016

