

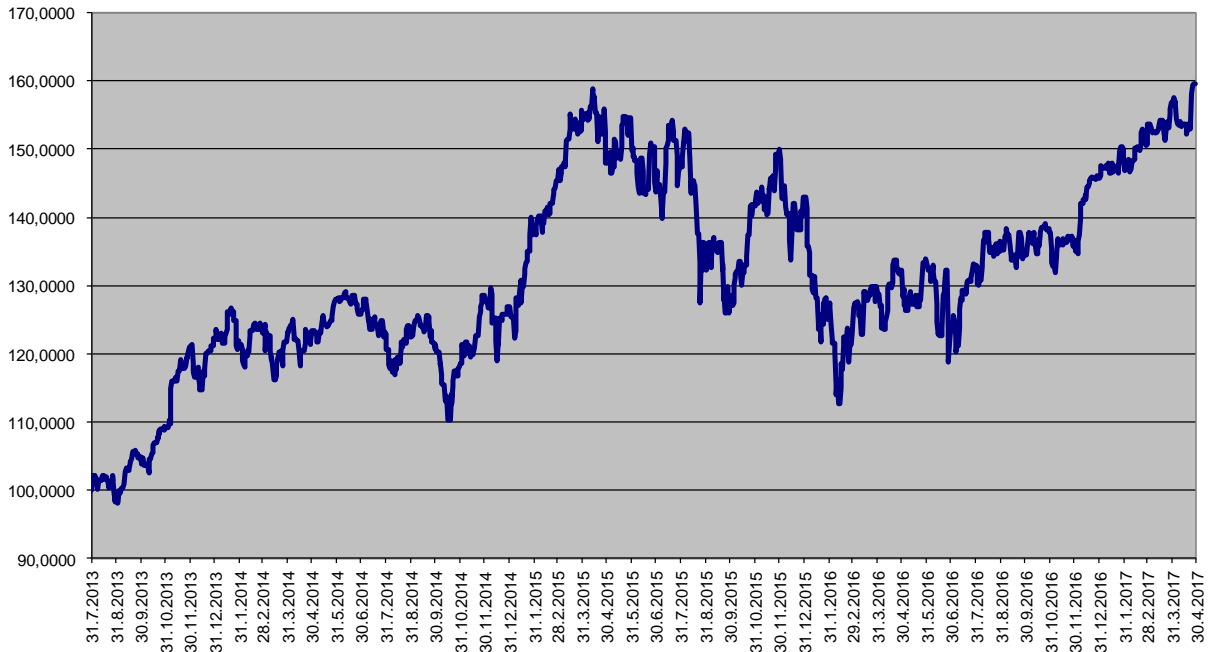
Ceny podílových jednotek  
Investiční životní pojištění

Datum	MEAG EuroBalance	Fond MEAG EuroRent	MEAG Proinvest	Dynamická (Conseq)	Strategie Vyvážená (Conseq)	Konzervativní (Conseq)
28.4.2017	136,2470	117,1657	159,6184	151,5725	139,8177	125,7212
27.4.2017	136,1273	117,0423	159,3814	152,0247	140,2225	126,1170
26.4.2017	135,8843	117,0103	159,3568	151,9653	140,1276	126,0160
25.4.2017	135,1719	116,4003	158,1459	151,2957	139,7628	125,8920
24.4.2017	134,1305	116,4715	152,9857	150,4682	139,3943	125,9012
21.4.2017	134,8069	117,1178	153,7198	149,3783	138,8821	125,9089
20.4.2017	134,5596	117,0844	153,0748	149,1964	138,7590	125,7955
19.4.2017	133,9602	116,6216	152,1427	148,7015	138,4962	125,7084
18.4.2017	134,5627	116,4693	153,3872	148,4832	138,4017	125,7235
13.4.2017	134,5285	116,1551	153,6074	148,9394	138,6068	125,7591
12.4.2017	134,2116	114,9901	153,3007	149,2179	138,7376	125,7752
11.4.2017	134,1082	114,8394	154,0767	149,1655	138,6428	125,7149
10.4.2017	133,4302	114,3165	153,4171	149,3945	138,7177	125,7189
7.4.2017	133,2927	114,3185	153,6011	149,3905	138,7133	125,6997
6.4.2017	134,0024	115,1147	154,4119	149,4655	138,7734	125,6930
5.4.2017	135,5308	116,4487	157,0620	149,8109	139,1166	125,9055
4.4.2017	135,0391	116,3135	156,7991	149,5606	138,9378	125,8433
3.4.2017	135,1856	116,1190	157,4611	149,5413	138,9548	125,8710
31.3.2017	134,9143	116,0546	156,7290	149,4595	138,8522	125,7848
28.2.2017	133,1473	116,1252	150,5151	147,5343	137,8348	125,5928
31.1.2017	132,1416	115,2928	148,3760	144,3905	135,9312	124,7458
30.12.2016	132,4850	116,0874	145,7698	141,8322	134,9340	125,0333
30.11.2016	127,2029	115,6529	136,3545	139,2420	133,4372	124,3940
31.10.2016	128,6821	118,4931	137,8004	138,8526	133,5137	124,7288
30.9.2016	131,0377	119,2279	134,5494	138,6488	133,3142	124,4277
31.8.2016	132,1168	119,1964	136,5537	138,1610	133,0302	124,3654
29.7.2016	131,0617	118,6286	132,3129	136,7050	132,0652	123,6684
30.6.2016	129,4530	117,8137	123,7990	131,8516	129,4653	122,8210
31.5.2016	130,6579	116,1402	133,8859	134,0235	130,4127	122,7439
29.4.2016	128,1054	116,0777	132,1774	133,7344	130,1276	122,6375
31.3.2016	128,9717	115,9934	129,8884	132,6919	129,3938	122,2760
29.2.2016	126,9956	114,9160	123,5213	125,6923	125,6433	121,1669
29.1.2016	127,2881	114,3432	125,0066	126,7632	126,1561	121,4640
31.12.2015	134,2206	114,4174	142,8792	134,4555	130,5759	122,7060
30.11.2015	135,6177	115,9976	148,9940	137,8775	132,7027	123,6525
30.10.2015	132,1305	115,5483	141,5848	138,1808	132,4828	123,1555
30.9.2015	122,1353	114,3272	125,9485	131,3842	128,6765	121,9898
31.8.2015	128,2265	113,7333	136,0471	136,4205	131,2623	122,5269
31.7.2015	134,7991	114,7356	147,4131	145,7260	136,0698	123,8390
30.6.2015	130,9451	114,0394	145,1331	145,6498	135,7243	123,4672
29.5.2015	136,2814	117,6828	154,5301	150,1724	138,2573	124,5201

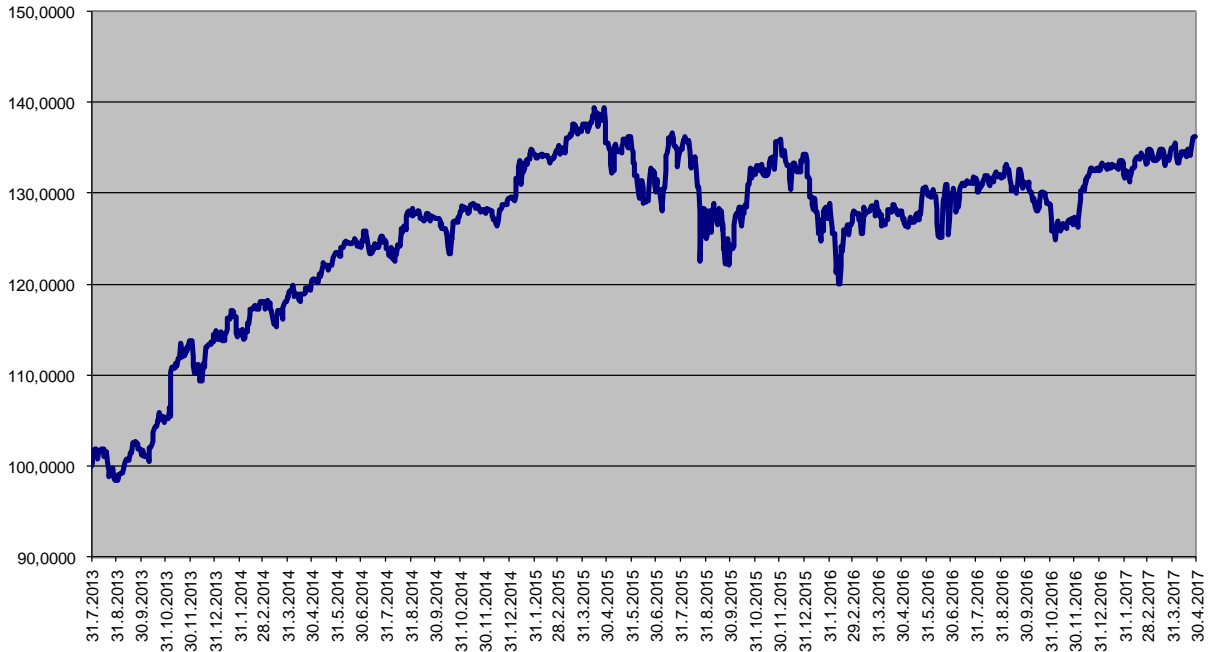
Ceny podílových jednotek  
**Investiční životní pojištění**

Datum	Garantovaný	Garantovaný 2015	Garantovaný 2016
28.4.2017	105,7527	101,3981	100,3662
27.4.2017	105,7487	101,3959	100,3638
26.4.2017	105,7447	101,3937	100,3613
25.4.2017	105,7406	101,3915	100,3588
24.4.2017	105,7366	101,3892	100,3564
21.4.2017	105,7245	101,3826	100,3490
20.4.2017	105,7205	101,3804	100,3465
19.4.2017	105,7165	101,3782	100,3440
18.4.2017	105,7125	101,3760	100,3416
13.4.2017	105,6923	101,3649	100,3293
12.4.2017	105,6883	101,3627	100,3268
11.4.2017	105,6843	101,3605	100,3243
10.4.2017	105,6802	101,3583	100,3219
7.4.2017	105,6682	101,3516	100,3145
6.4.2017	105,6641	101,3494	100,3120
5.4.2017	105,6601	101,3472	100,3096
4.4.2017	105,6561	101,3450	100,3071
3.4.2017	105,6521	101,3428	100,3046
31.3.2017	105,6400	101,3361	100,2973
28.2.2017	105,5153	101,2676	100,2210
31.1.2017	105,4029	101,2057	100,1521
30.12.2016	105,2745	101,1350	100,0735
30.11.2016	105,1546	101,0690	100,0000
31.10.2016	105,0348	101,0030	
30.9.2016	104,9112	100,9349	
31.8.2016	104,7917	100,8690	
29.7.2016	104,6604	100,7965	
30.6.2016	104,5452	100,7329	
31.5.2016	104,4261	100,6671	
29.4.2016	104,2993	100,5970	
31.3.2016	104,1844	100,5335	
29.2.2016	104,0618	100,4657	
29.1.2016	103,9394	100,3979	
31.12.2015	103,8249	100,3346	
30.11.2015	103,7024	100,2667	
30.10.2015	103,5800	100,1989	
30.9.2015	103,4617	100,1333	
31.8.2015	103,3436	100,0677	
31.7.2015	103,2216		
30.6.2015	103,0998		
29.5.2015	102,9703		

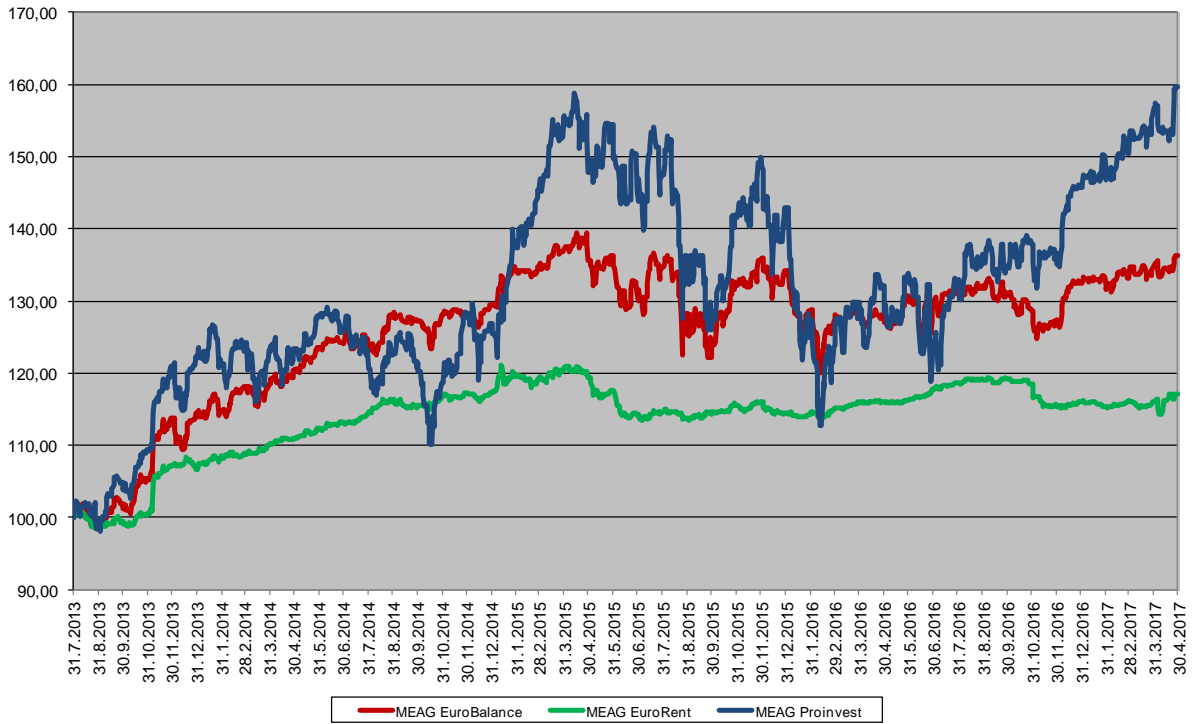
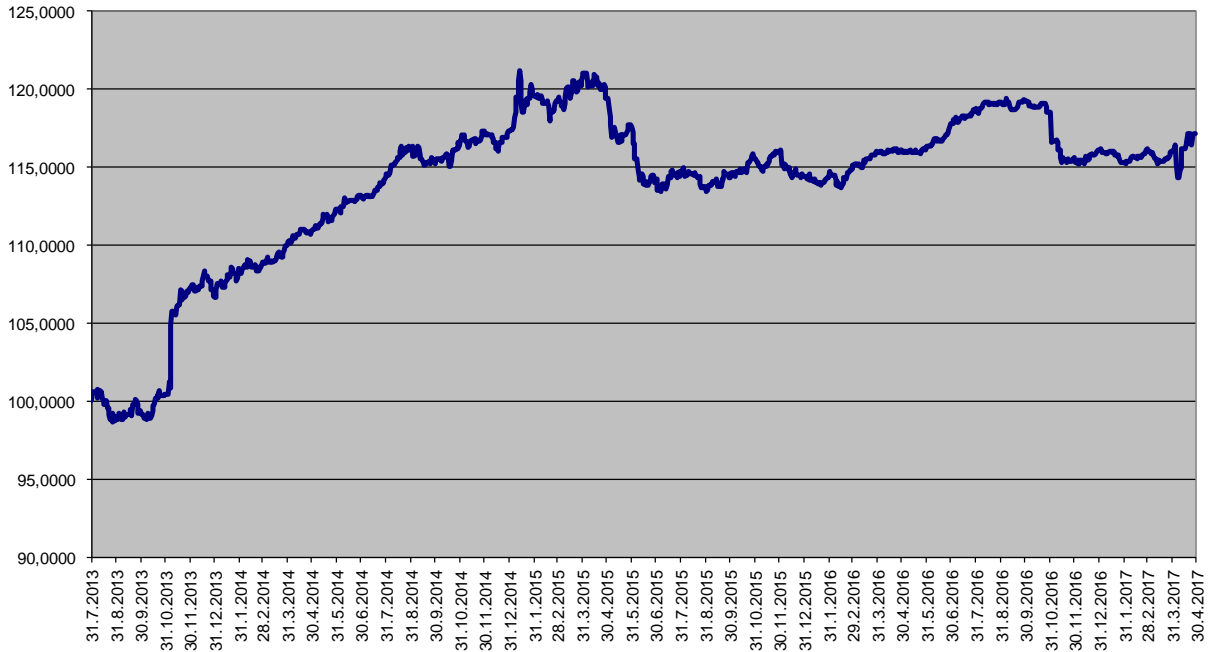
### Jednotkový fond MEAG ProInvest



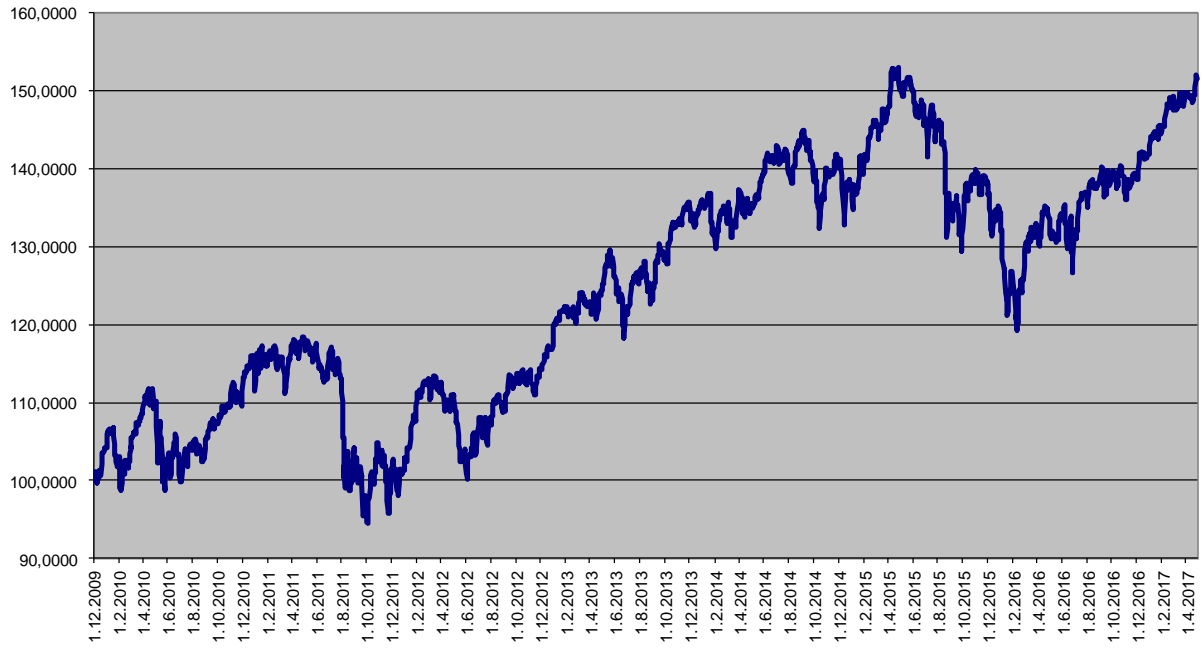
### Jednotkový fond MEAG EuroBalance



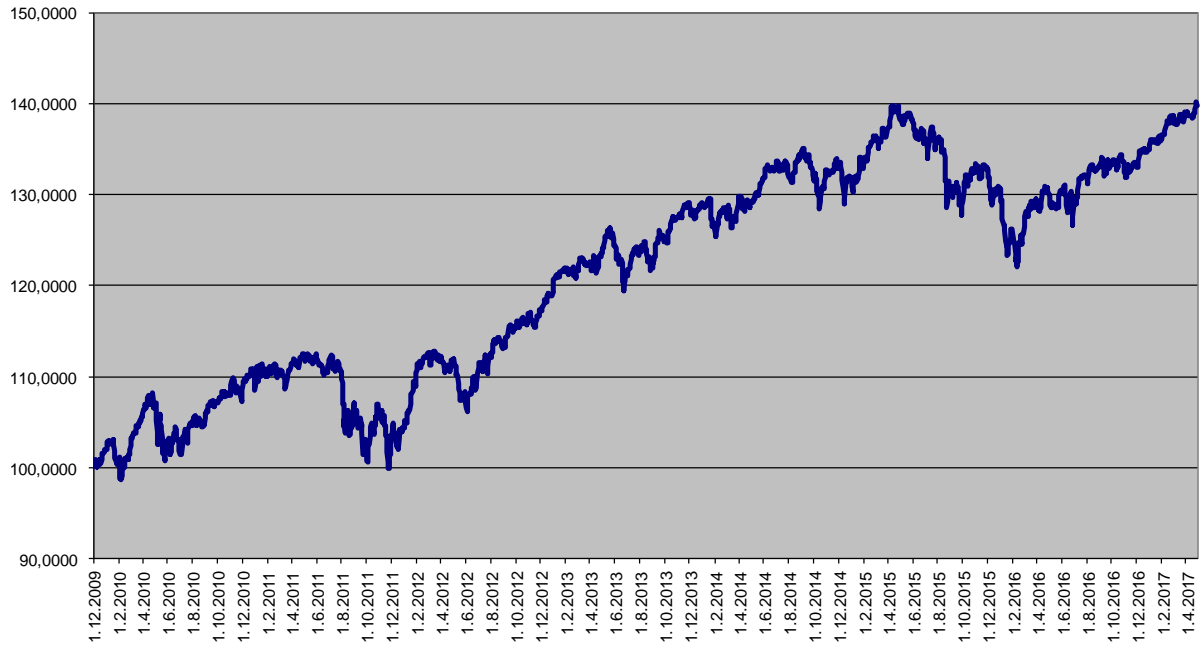
Jednotkový fond MEAG EuroRent



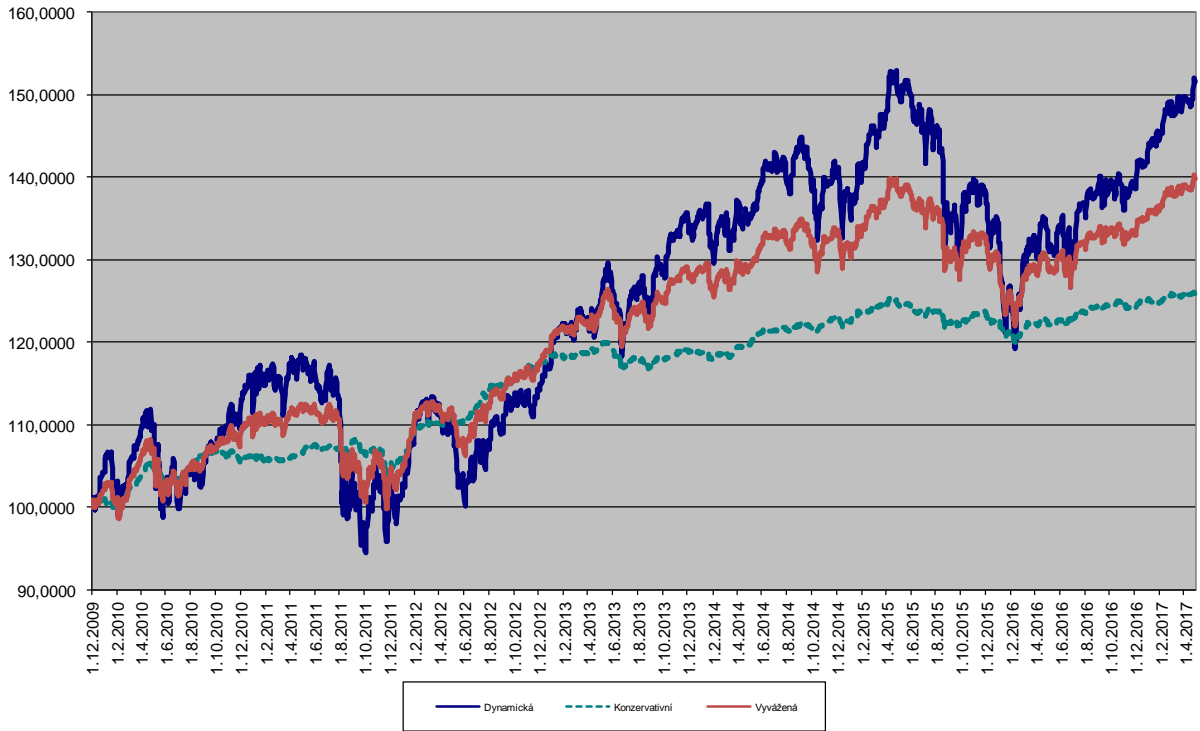
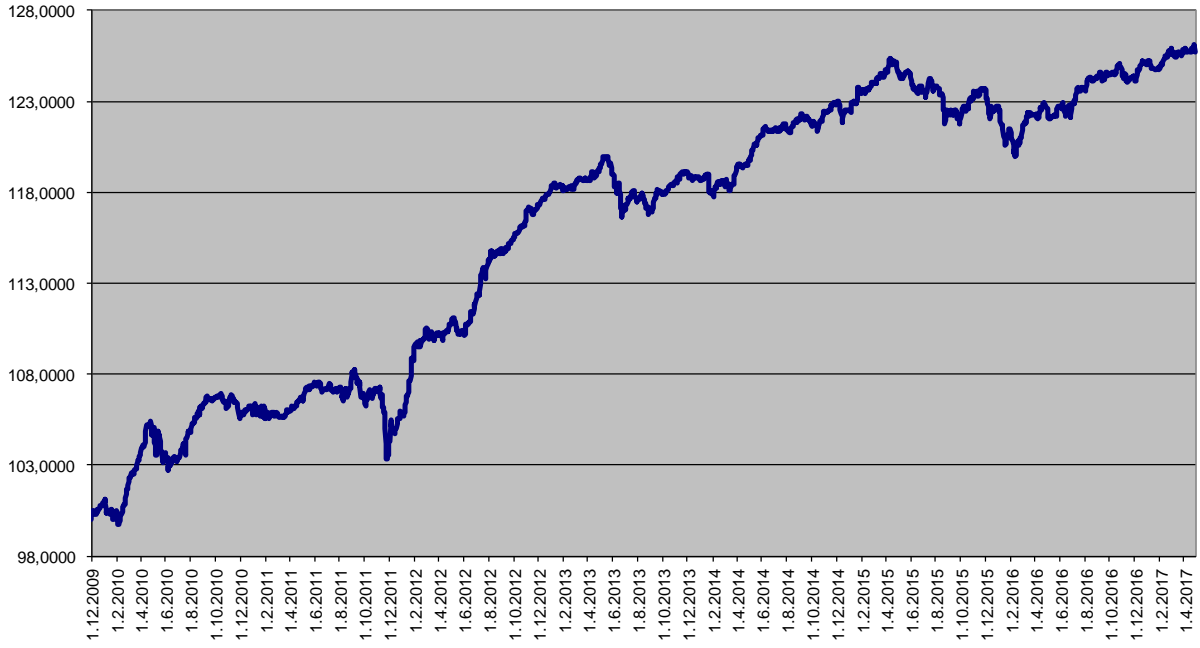
### Dynamická strategie



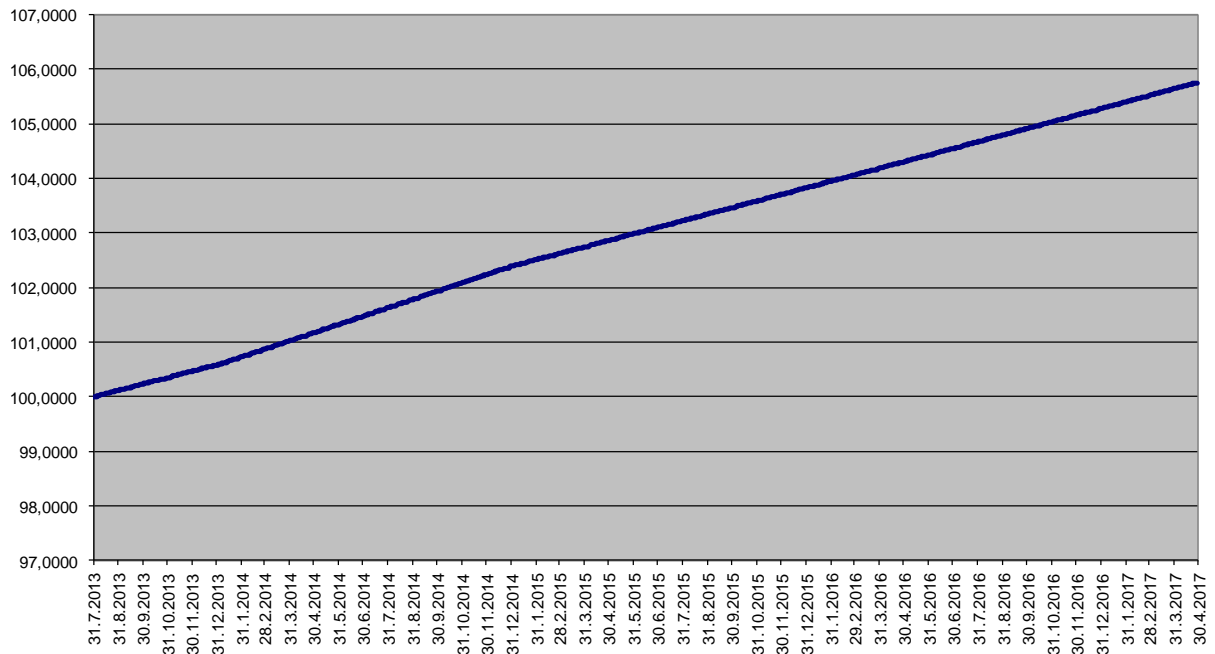
### Vyvážená strategie



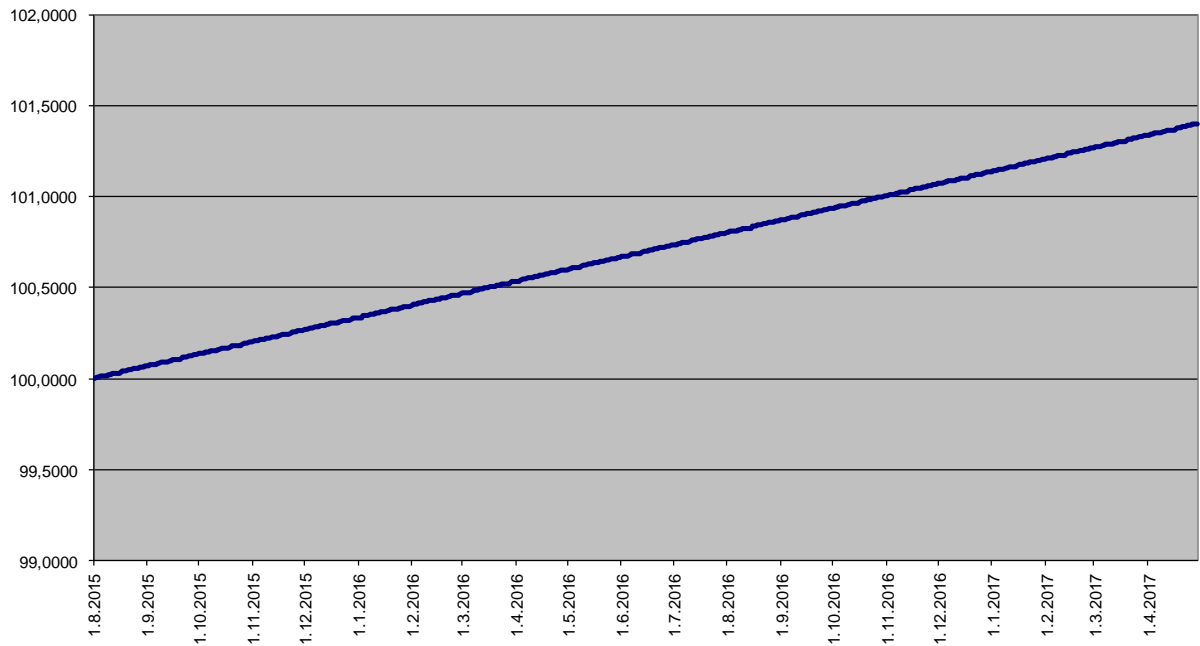
### Konzervativní strategie



### Garantovaný fond



### Garantovaný fond 2015



### Garantovaný fond 2016

