

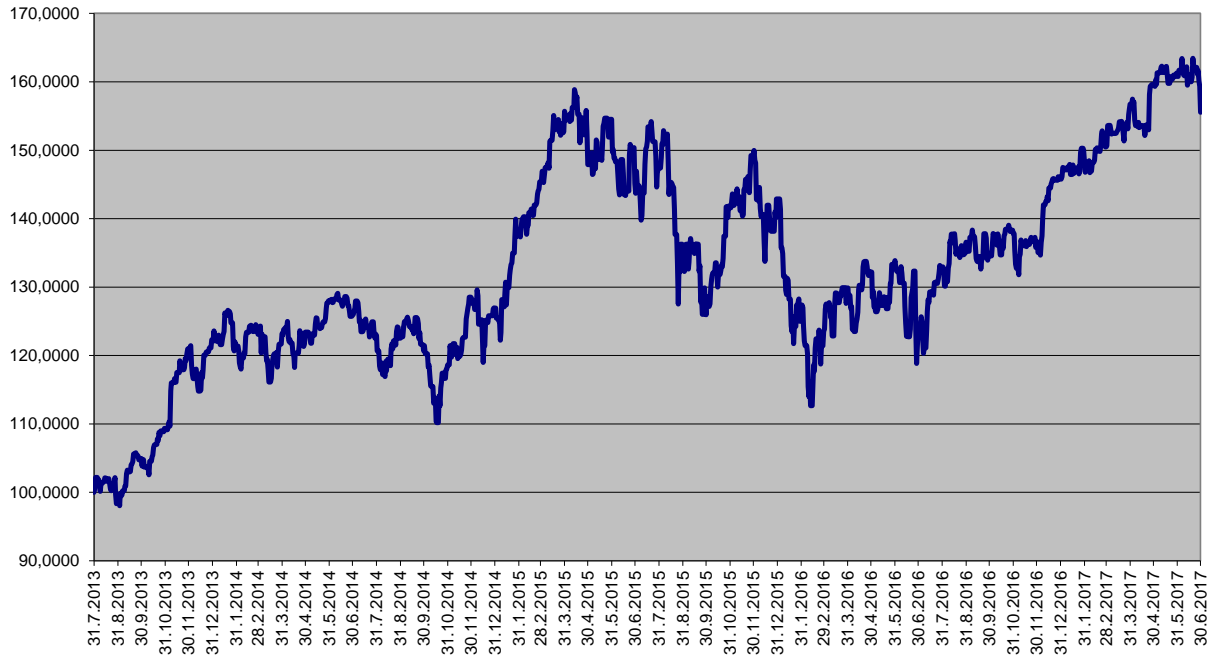
Ceny podílových jednotek  
Investiční životní pojištění

Datum	MEAG EuroBalance	Fond MEAG EuroRent	MEAG Proinvest	Dynamická (Conseq)	Strategie Vyvážená (Conseq)	Konzervativní (Conseq)
30.6.2017	132,0859	113,9011	155,5641	151,5971	139,7485	125,4015
29.6.2017	134,1421	114,6308	159,3427	151,6193	139,7919	125,4644
28.6.2017	134,5651	114,8806	160,1221	152,3961	140,2349	125,6431
27.6.2017	135,4002	114,9787	161,6494	152,3795	140,2636	125,7356
26.6.2017	134,9304	114,8474	161,1019	153,0291	140,6332	125,9060
23.6.2017	135,4804	115,0882	162,1032	152,4663	140,3329	125,8265
22.6.2017	135,3516	114,9787	161,8583	152,5049	140,3367	125,8044
21.6.2017	135,4714	114,9568	162,5539	152,6514	140,4079	125,8371
20.6.2017	136,0148	114,9753	163,4395	152,9832	140,5907	125,9088
19.6.2017	134,3529	114,4288	160,6722	153,5031	140,8051	125,8620
16.6.2017	134,0068	114,6536	160,0158	152,4743	140,3201	125,8297
15.6.2017	134,7278	114,6411	161,0446	152,5945	140,3913	125,8410
14.6.2017	134,4964	114,4443	160,7681	153,2479	140,6829	125,8384
13.6.2017	134,1048	114,4150	159,5244	153,1697	140,6220	125,8066
12.6.2017	135,1004	114,5823	162,1878	152,6665	140,4052	125,8132
9.6.2017	134,8941	114,6330	160,8885	153,2507	140,6796	125,8677
8.6.2017	135,2706	114,7781	161,0228	153,1804	140,6253	125,7949
7.6.2017	135,7412	114,9747	161,5260	153,0884	140,5811	125,7908
6.6.2017	136,3225	114,9514	163,3968	152,9642	140,5484	125,8005
5.6.2017	135,9840	114,8709	161,4691	153,4328	140,7818	125,8634
2.6.2017	136,1648	115,0236	161,6838	153,1087	140,6046	125,8310
1.6.2017	135,9143	115,2503	160,7943	153,0616	140,6092	125,8686
31.5.2017	136,1149	115,3225	160,9009	152,3110	140,2443	125,8010
28.4.2017	136,2470	117,1657	159,6184	151,5725	139,8177	125,7212
31.3.2017	134,9143	116,0546	156,7290	149,4595	138,8522	125,7848
28.2.2017	133,1473	116,1252	150,5151	147,5343	137,8348	125,5928
31.1.2017	132,1416	115,2928	148,3760	144,3905	135,9312	124,7458
30.12.2016	132,4850	116,0874	145,7698	141,8322	134,9340	125,0333
30.11.2016	127,2029	115,6529	136,3545	139,2420	133,4372	124,3940
31.10.2016	128,6821	118,4931	137,8004	138,8526	133,5137	124,7288
30.9.2016	131,0377	119,2279	134,5494	138,6488	133,3142	124,4277
31.8.2016	132,1168	119,1964	136,5537	138,1610	133,0302	124,3654
29.7.2016	131,0617	118,6286	132,3129	136,7050	132,0652	123,6684
30.6.2016	129,4530	117,8137	123,7990	131,8516	129,4653	122,8210
31.5.2016	130,6579	116,1402	133,8859	134,0235	130,4127	122,7439
29.4.2016	128,1054	116,0777	132,1774	133,7344	130,1276	122,6375
31.3.2016	128,9717	115,9934	129,8884	132,6919	129,3938	122,2760
29.2.2016	126,9956	114,9160	123,5213	125,6923	125,6433	121,1669
29.1.2016	127,2881	114,3432	125,0066	126,7632	126,1561	121,4640
31.12.2015	134,2206	114,4174	142,8792	134,4555	130,5759	122,7060
30.11.2015	135,6177	115,9976	148,9940	137,8775	132,7027	123,6525
30.10.2015	132,1305	115,5483	141,5848	138,1808	132,4828	123,1555
30.9.2015	122,1353	114,3272	125,9485	131,3842	128,6765	121,9898
31.8.2015	128,2265	113,7333	136,0471	136,4205	131,2623	122,5269
31.7.2015	134,7991	114,7356	147,4131	145,7260	136,0698	123,8390

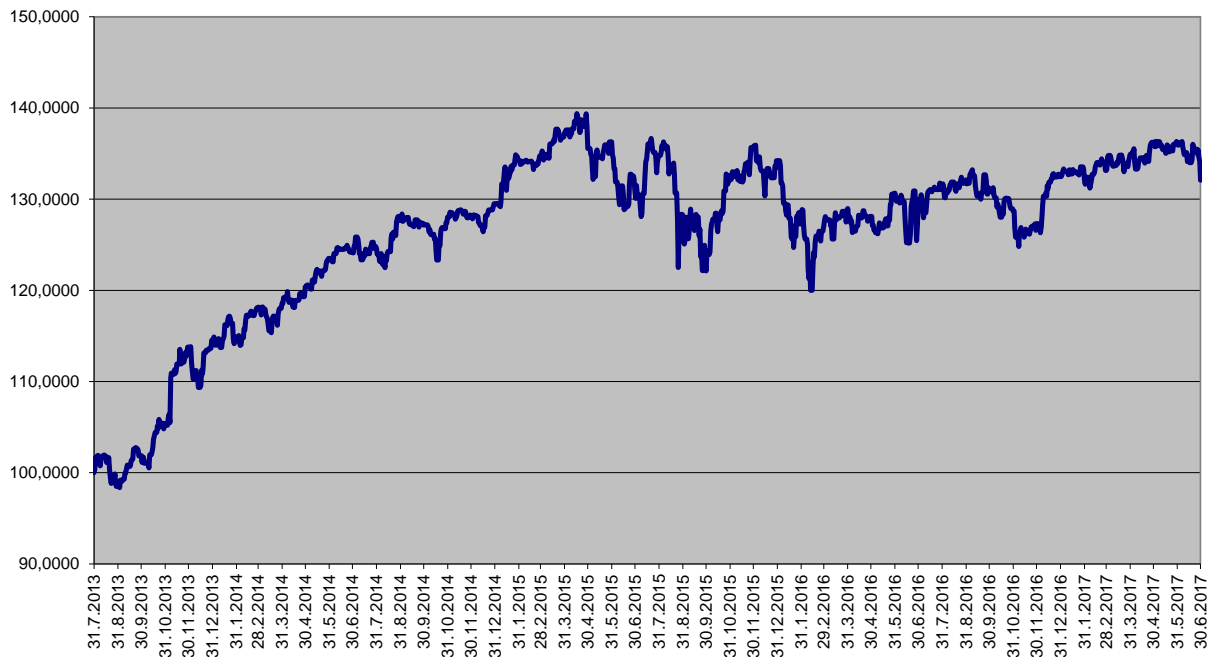
Ceny podílových jednotek  
**Investiční životní pojištění**

Datum	Garantovaný	Garantovaný 2015	Garantovaný 2016
30.6.2017	106,0068	101,5377	100,5215
29.6.2017	106,0028	101,5354	100,5191
28.6.2017	105,9987	101,5332	100,5166
27.6.2017	105,9947	101,5310	100,5141
26.6.2017	105,9907	101,5288	100,5117
23.6.2017	105,9785	101,5221	100,5043
22.6.2017	105,9745	101,5199	100,5018
21.6.2017	105,9705	101,5177	100,4993
20.6.2017	105,9664	101,5155	100,4969
19.6.2017	105,9624	101,5133	100,4944
16.6.2017	105,9503	101,5066	100,4870
15.6.2017	105,9463	101,5044	100,4845
14.6.2017	105,9422	101,5022	100,4821
13.6.2017	105,9382	101,5000	100,4796
12.6.2017	105,9342	101,4978	100,4771
9.6.2017	105,9220	101,4911	100,4697
8.6.2017	105,9180	101,4889	100,4673
7.6.2017	105,9140	101,4867	100,4648
6.6.2017	105,9099	101,4845	100,4623
5.6.2017	105,9059	101,4823	100,4599
2.6.2017	105,8938	101,4756	100,4525
1.6.2017	105,8898	101,4734	100,4500
31.5.2017	105,8857	101,4712	100,4476
28.4.2017	105,7527	101,3981	100,3662
31.3.2017	105,6400	101,3361	100,2973
28.2.2017	105,5153	101,2676	100,2210
31.1.2017	105,4029	101,2057	100,1521
30.12.2016	105,2745	101,1350	100,0735
30.11.2016	105,1546	101,0690	100,0000
31.10.2016	105,0348	101,0030	
30.9.2016	104,9112	100,9349	
31.8.2016	104,7917	100,8690	
29.7.2016	104,6604	100,7965	
30.6.2016	104,5452	100,7329	
31.5.2016	104,4261	100,6671	
29.4.2016	104,2993	100,5970	
31.3.2016	104,1844	100,5335	
29.2.2016	104,0618	100,4657	
29.1.2016	103,9394	100,3979	
31.12.2015	103,8249	100,3346	
30.11.2015	103,7024	100,2667	
30.10.2015	103,5800	100,1989	
30.9.2015	103,4617	100,1333	
31.8.2015	103,3436	100,0677	
31.7.2015	103,2216		

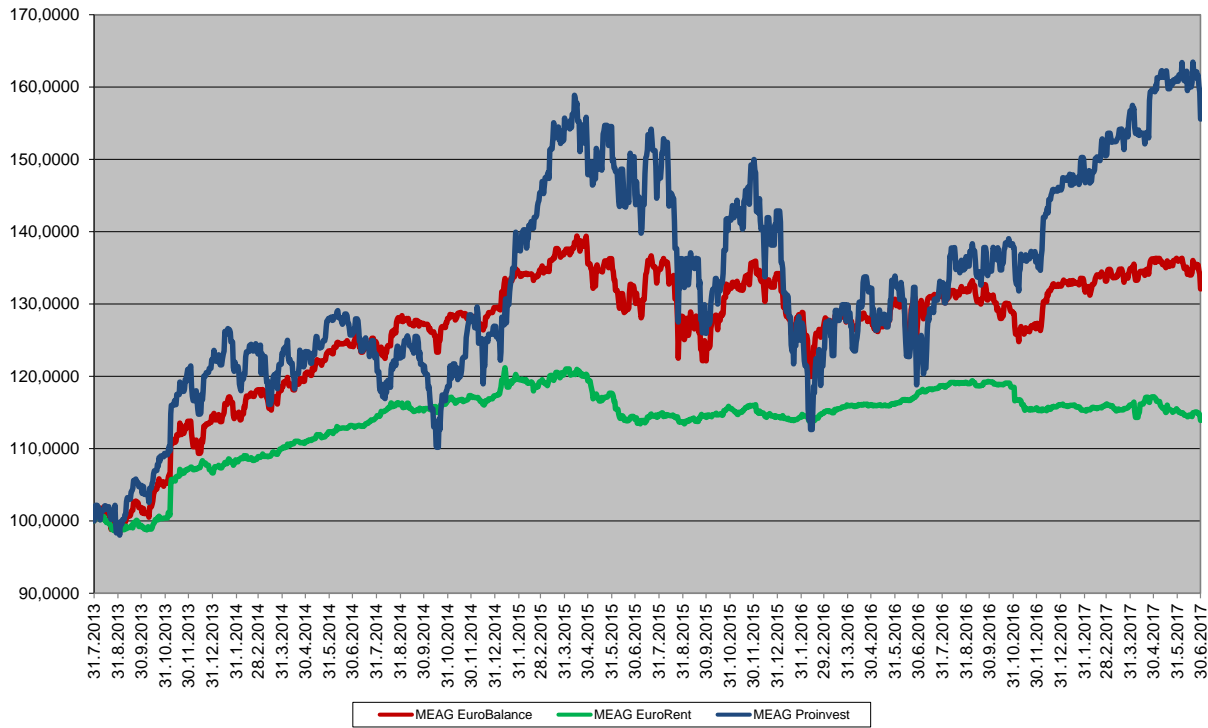
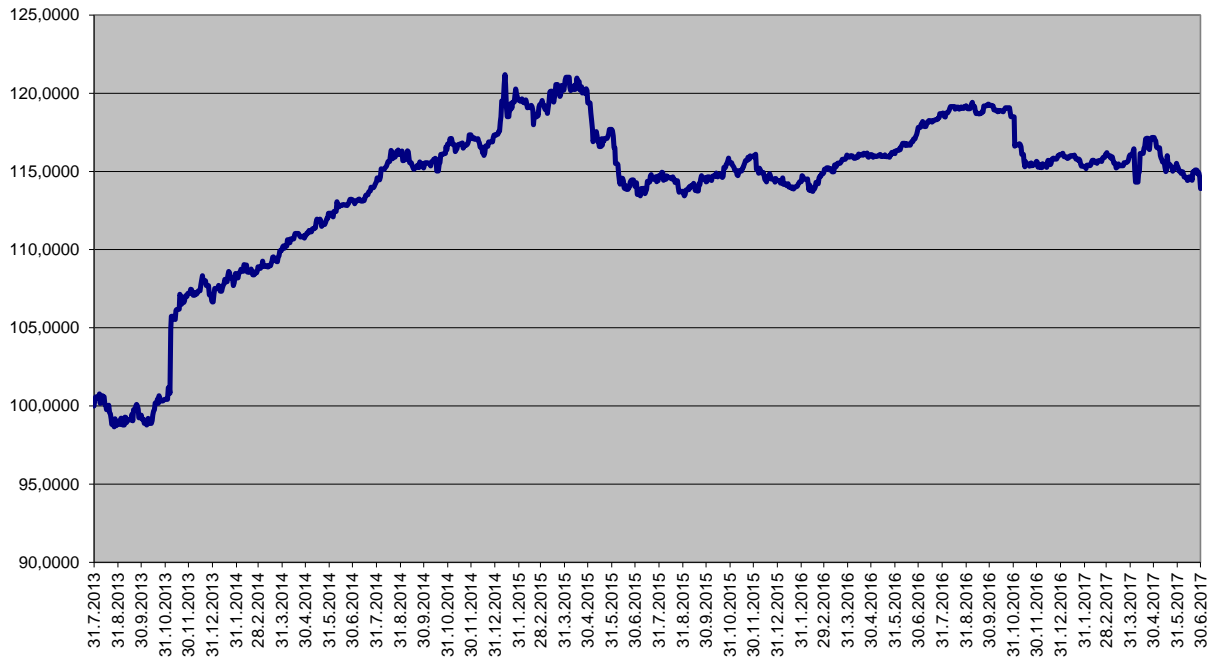
### Jednotkový fond MEAG ProInvest



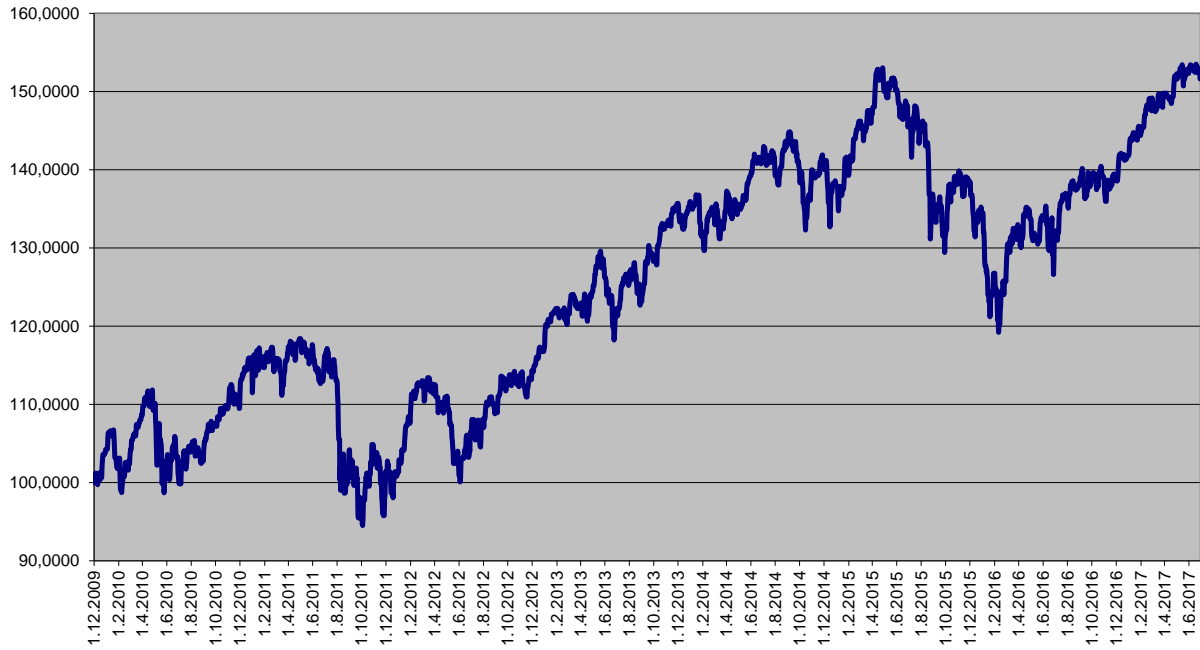
### Jednotkový fond MEAG EuroBalance



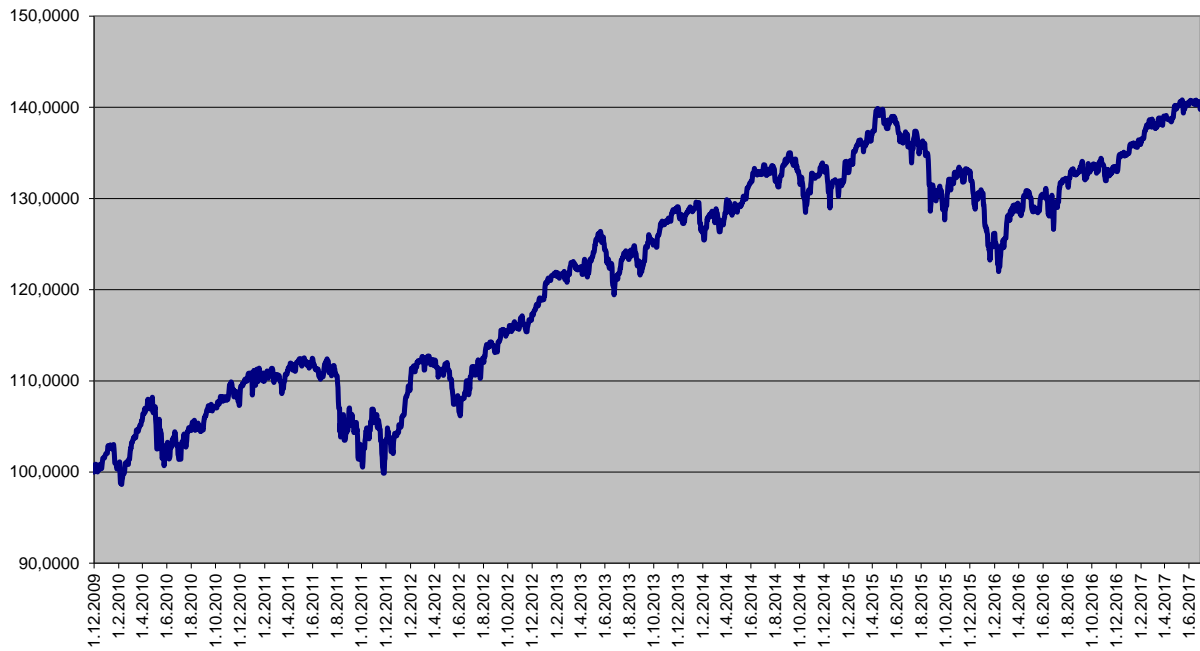
### Jednotkový fond MEAG EuroRent



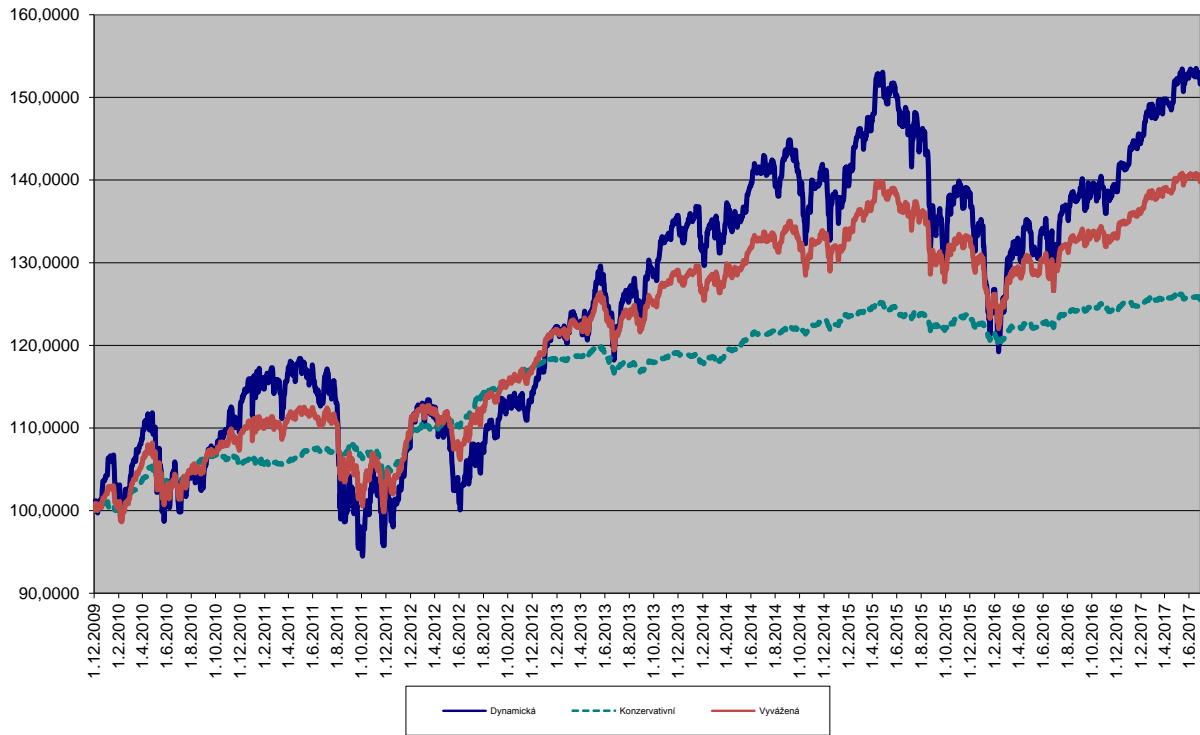
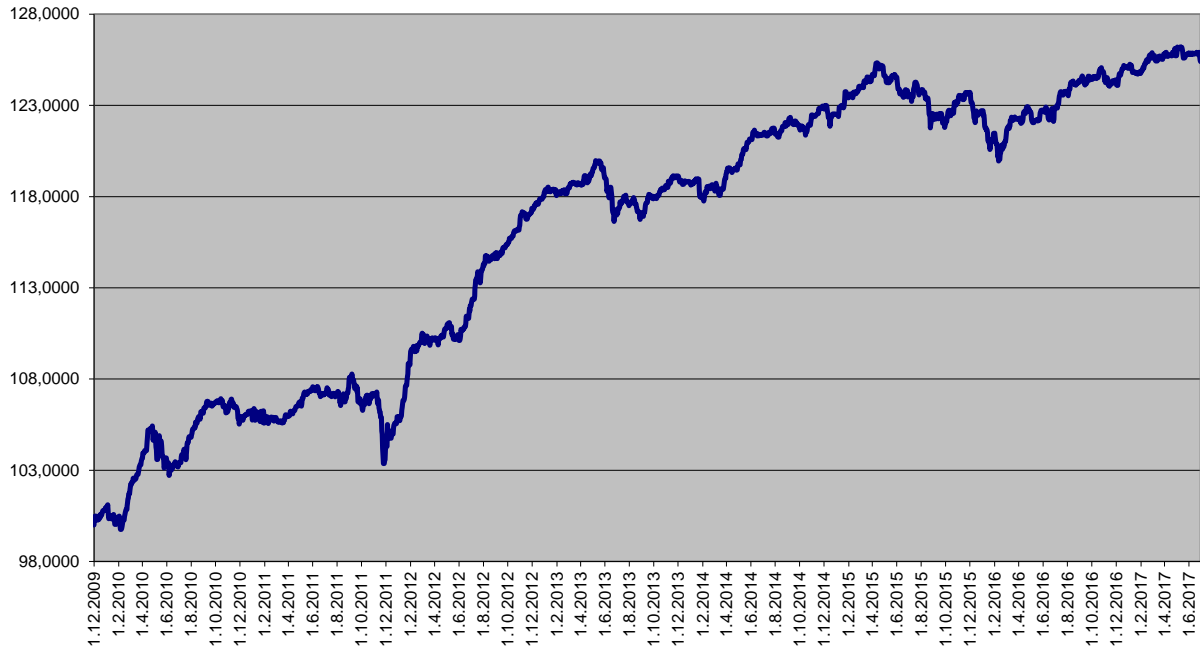
### Dynamická strategie



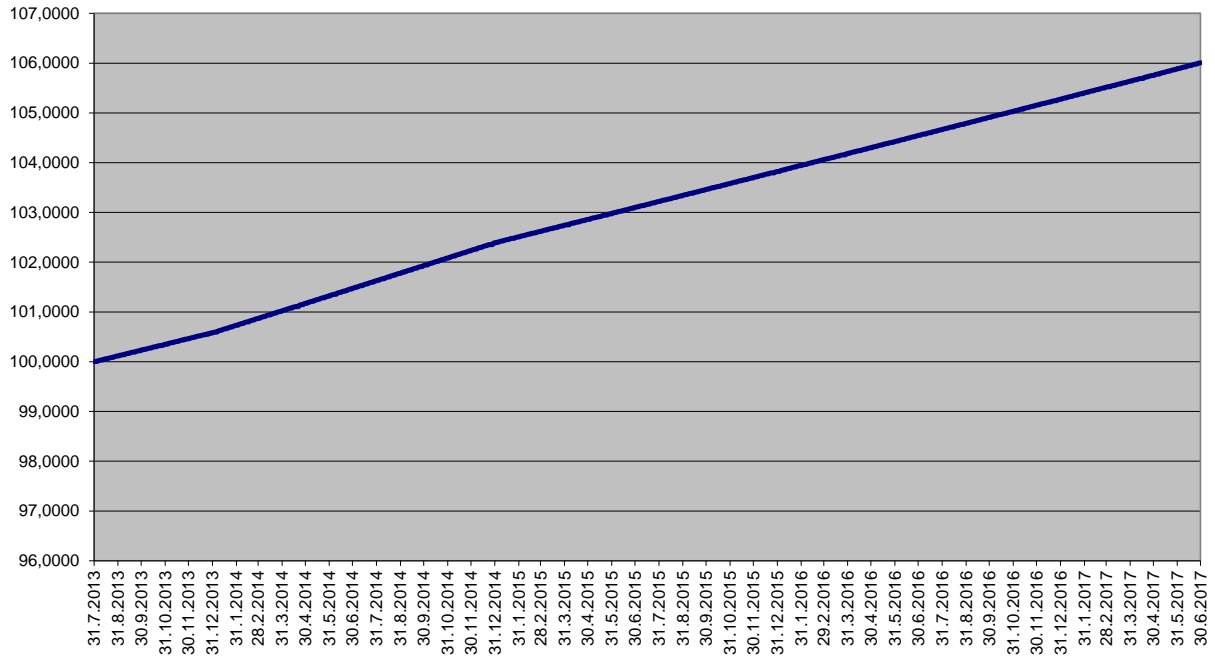
### Vyvážená strategie



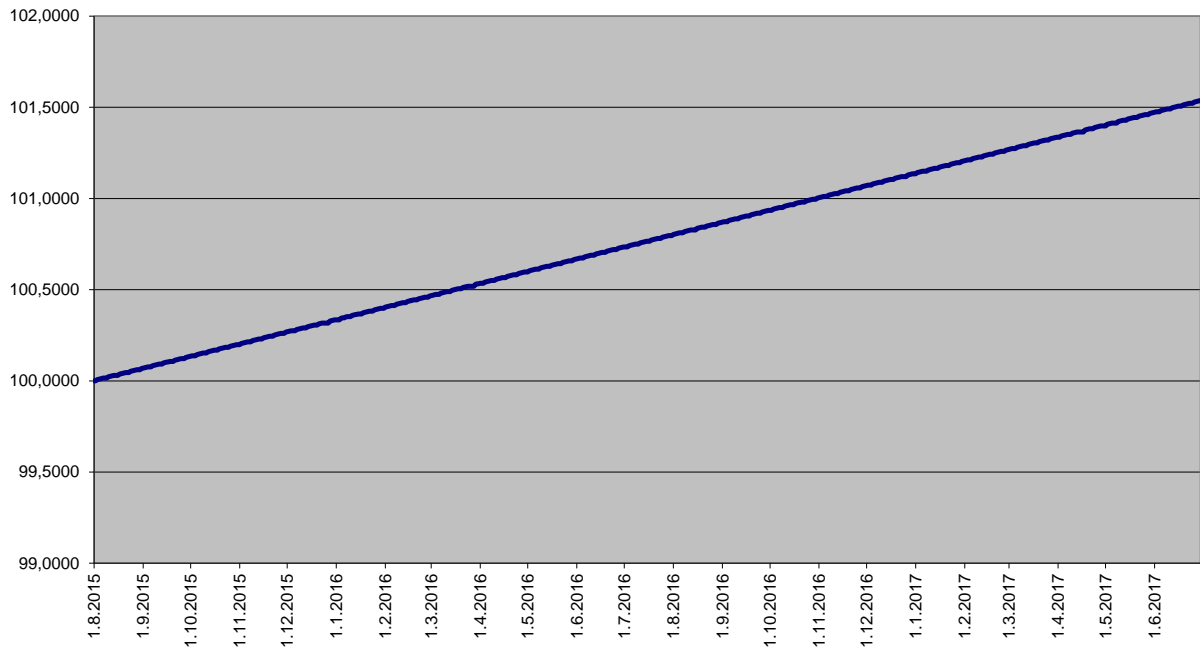
### Konzervativní strategie



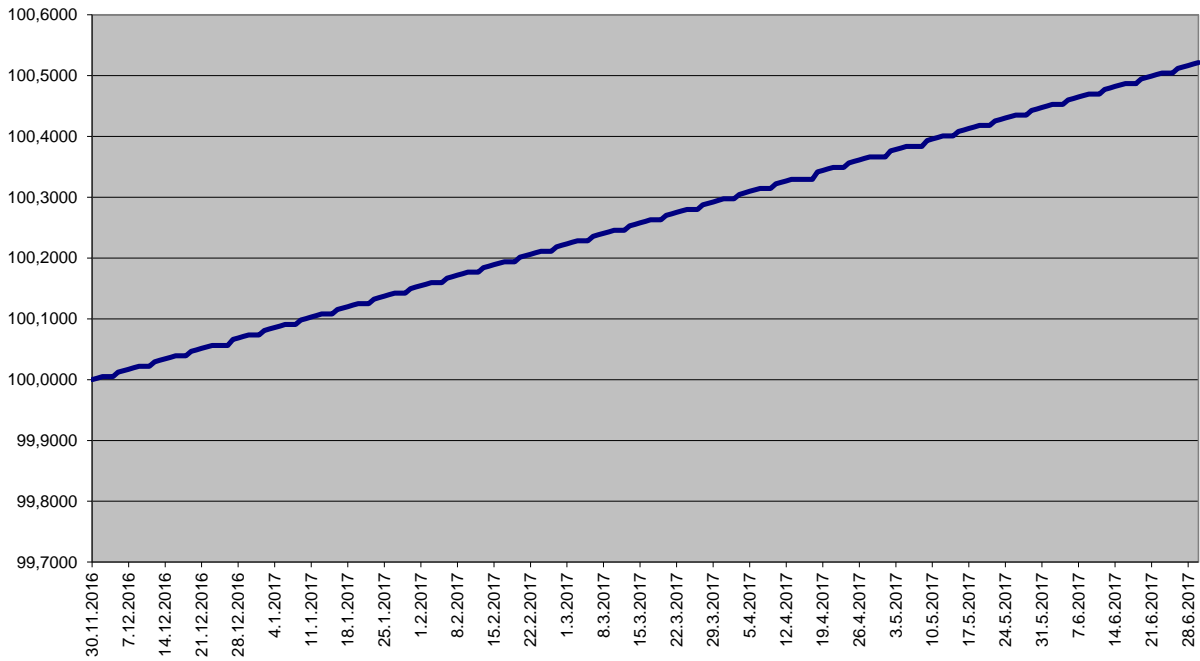
### Garantovaný fond



### Garantovaný fond 2015



Garantovaný fond 2016



Garantovaný fond 2016

