

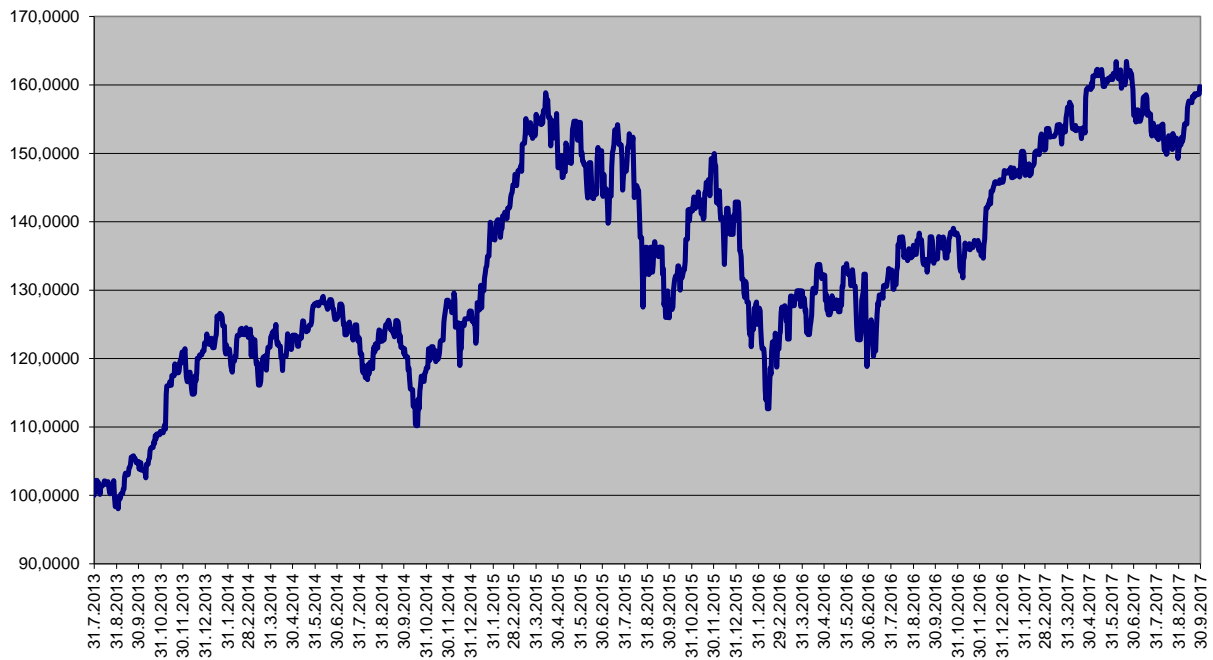
Ceny podílových jednotek
Investiční životní pojištění

Datum	MEAG EuroBalance	Fond MEAG EuroRent	MEAG Proinvest	Dynamická (Conseq)	Strategie Vyvážená (Conseq)	Konzervativní (Conseq)
29.9.2017	132,4641	113,5018	159,7533	156,1459	141,7238	125,4044
27.9.2017	132,4334	113,9502	158,6552	155,5411	141,4959	125,4791
26.9.2017	132,3667	114,0750	158,7141	155,2518	141,4652	125,5046
25.9.2017	132,0727	113,8385	158,5382	155,2723	141,4432	125,4521
22.9.2017	131,9791	113,8822	158,7162	155,8250	141,7174	125,4396
21.9.2017	132,1577	114,1317	158,1844	156,0486	141,8472	125,4913
20.9.2017	132,1589	114,1163	158,3771	156,2726	141,9968	125,5038
19.9.2017	132,1143	114,1445	158,3418	156,0923	141,8766	125,4546
18.9.2017	131,7974	114,0790	157,4210	156,1028	141,9112	125,5037
15.9.2017	131,9878	114,1098	157,5860	155,5825	141,6884	125,4838
14.9.2017	132,1372	114,2347	157,6528	155,6666	141,7542	125,5673
13.9.2017	132,3301	114,2720	157,2918	155,5280	141,6705	125,4934
12.9.2017	132,1625	114,4806	156,6451	155,5952	141,7303	125,5576
11.9.2017	131,2399	114,3863	154,2745	154,9859	141,4357	125,4628
8.9.2017	131,1247	114,5333	154,3142	153,7910	140,8226	125,2807
7.9.2017	130,7890	114,4278	153,2360	153,6851	140,8000	125,3606
6.9.2017	130,6685	114,4278	152,2340	153,7388	140,8192	125,3731
5.9.2017	130,4692	114,1998	151,7144	153,8491	140,8510	125,3704
4.9.2017	130,8034	114,0596	152,3209	154,0285	140,9331	125,3726
1.9.2017	130,4933	114,1625	151,2367	154,5858	141,1933	125,4046
31.8.2017	129,9924	114,2939	150,4811	154,0968	140,9594	125,4169
31.7.2017	130,0124	113,5503	152,5730	153,5334	140,5483	125,2513
30.6.2017	132,0859	113,9011	155,5641	151,5971	139,7485	125,4015
31.5.2017	136,1149	115,3225	160,9009	152,3110	140,2443	125,8010
28.4.2017	136,2470	117,1657	159,6184	151,5725	139,8177	125,7212
31.3.2017	134,9143	116,0546	156,7290	149,4595	138,8522	125,7848
28.2.2017	133,1473	116,1252	150,5151	147,5343	137,8348	125,5928
31.1.2017	132,1416	115,2928	148,3760	144,3905	135,9312	124,7458
30.12.2016	132,4850	116,0874	145,7698	141,8322	134,9340	125,0333
30.11.2016	127,2029	115,6529	136,3545	139,2420	133,4372	124,3940
31.10.2016	128,6821	118,4931	137,8004	138,8526	133,5137	124,7288
30.9.2016	131,0377	119,2279	134,5494	138,6488	133,3142	124,4277
31.8.2016	132,1168	119,1964	136,5537	138,1610	133,0302	124,3654
29.7.2016	131,0617	118,6286	132,3129	136,7050	132,0652	123,6684
30.6.2016	129,4530	117,8137	123,7990	131,8516	129,4653	122,8210
31.5.2016	130,6579	116,1402	133,8859	134,0235	130,4127	122,7439
29.4.2016	128,1054	116,0777	132,1774	133,7344	130,1276	122,6375
31.3.2016	128,9717	115,9934	129,8884	132,6919	129,3938	122,2760
29.2.2016	126,9956	114,9160	123,5213	125,6923	125,6433	121,1669
29.1.2016	127,2881	114,3432	125,0066	126,7632	126,1561	121,4640
31.12.2015	134,2206	114,4174	142,8792	134,4555	130,5759	122,7060
30.11.2015	135,6177	115,9976	148,9940	137,8775	132,7027	123,6525
30.10.2015	132,1305	115,5483	141,5848	138,1808	132,4828	123,1555

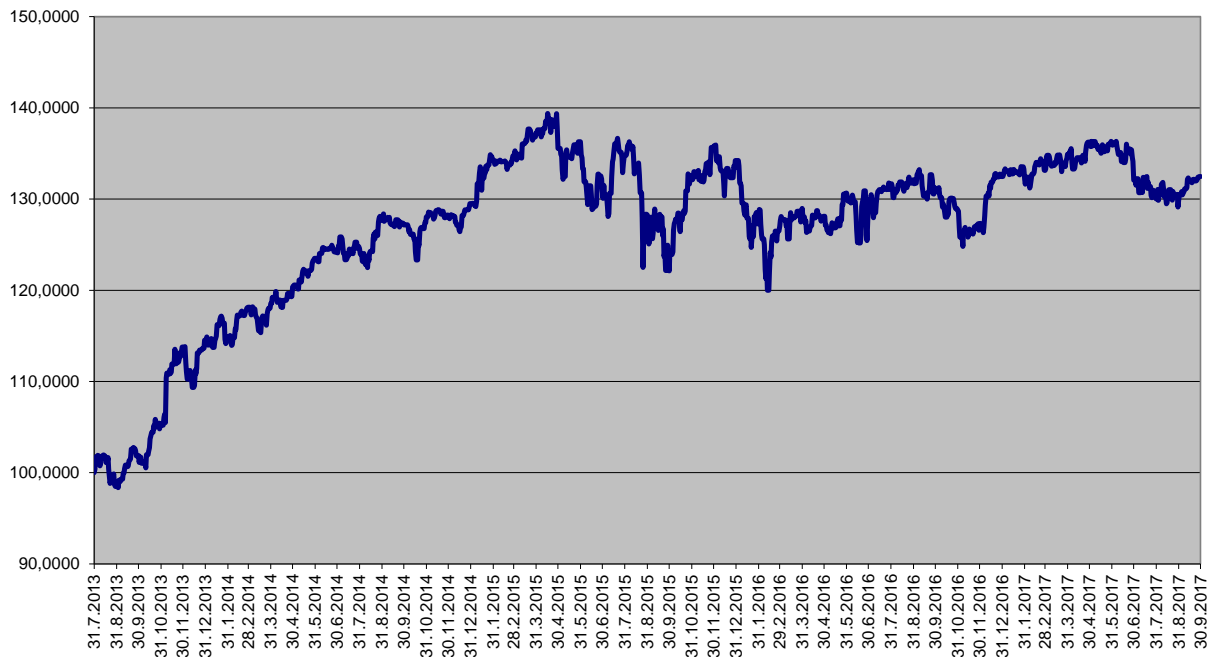
Ceny podílových jednotek
Investiční životní pojištění

Datum	Garantovaný	Garantovaný 2015	Garantovaný 2016
29.9.2017	106,3749	101,7396	100,7463
27.9.2017	106,3668	101,7351	100,7414
26.9.2017	106,3627	101,7329	100,7389
25.9.2017	106,3587	101,7307	100,7365
22.9.2017	106,3465	101,7240	100,7290
21.9.2017	106,3425	101,7218	100,7266
20.9.2017	106,3384	101,7196	100,7241
19.9.2017	106,3344	101,7174	100,7216
18.9.2017	106,3303	101,7151	100,7191
15.9.2017	106,3182	101,7085	100,7117
14.9.2017	106,3141	101,7063	100,7093
13.9.2017	106,3101	101,7040	100,7068
12.9.2017	106,3060	101,7018	100,7043
11.9.2017	106,3020	101,6996	100,7018
8.9.2017	106,2898	101,6929	100,6944
7.9.2017	106,2858	101,6907	100,6920
6.9.2017	106,2817	101,6885	100,6895
5.9.2017	106,2777	101,6863	100,6870
4.9.2017	106,2736	101,6841	100,6845
1.9.2017	106,2615	101,6774	100,6771
31.8.2017	106,2574	101,6752	100,6747
31.7.2017	106,1321	101,6064	100,5981
30.6.2017	106,0068	101,5377	100,5215
31.5.2017	105,8857	101,4712	100,4476
28.4.2017	105,7527	101,3981	100,3662
31.3.2017	105,6400	101,3361	100,2973
28.2.2017	105,5153	101,2676	100,2210
31.1.2017	105,4029	101,2057	100,1521
30.12.2016	105,2745	101,1350	100,0735
30.11.2016	105,1546	101,0690	100,0000
31.10.2016	105,0348	101,0030	
30.9.2016	104,9112	100,9349	
31.8.2016	104,7917	100,8690	
29.7.2016	104,6604	100,7965	
30.6.2016	104,5452	100,7329	
31.5.2016	104,4261	100,6671	
29.4.2016	104,2993	100,5970	
31.3.2016	104,1844	100,5335	
29.2.2016	104,0618	100,4657	
29.1.2016	103,9394	100,3979	
31.12.2015	103,8249	100,3346	
30.11.2015	103,7024	100,2667	
30.10.2015	103,5800	100,1989	

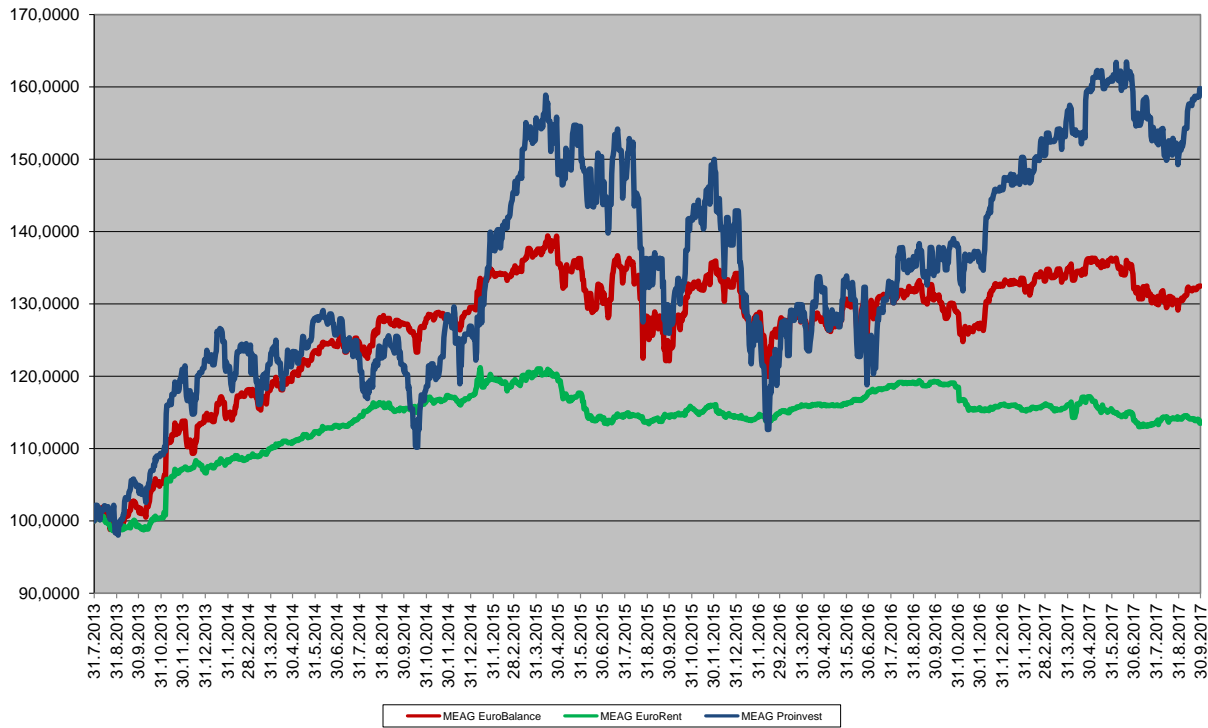
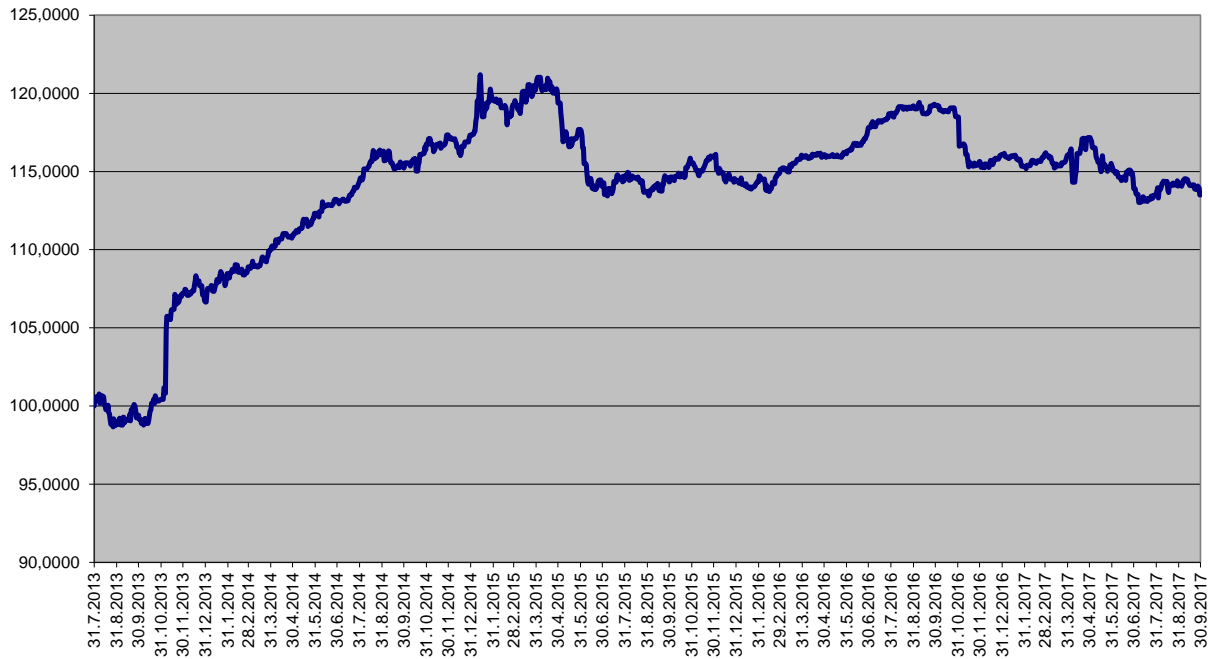
Jednotkový fond MEAG ProInvest



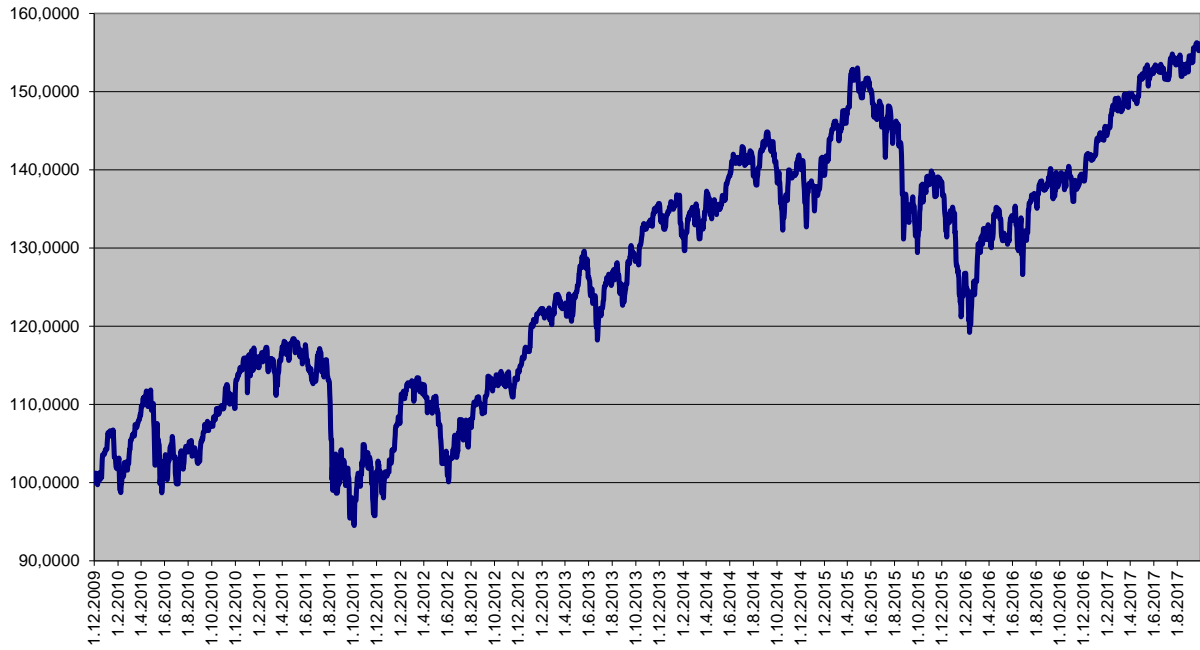
Jednotkový fond MEAG EuroBalance



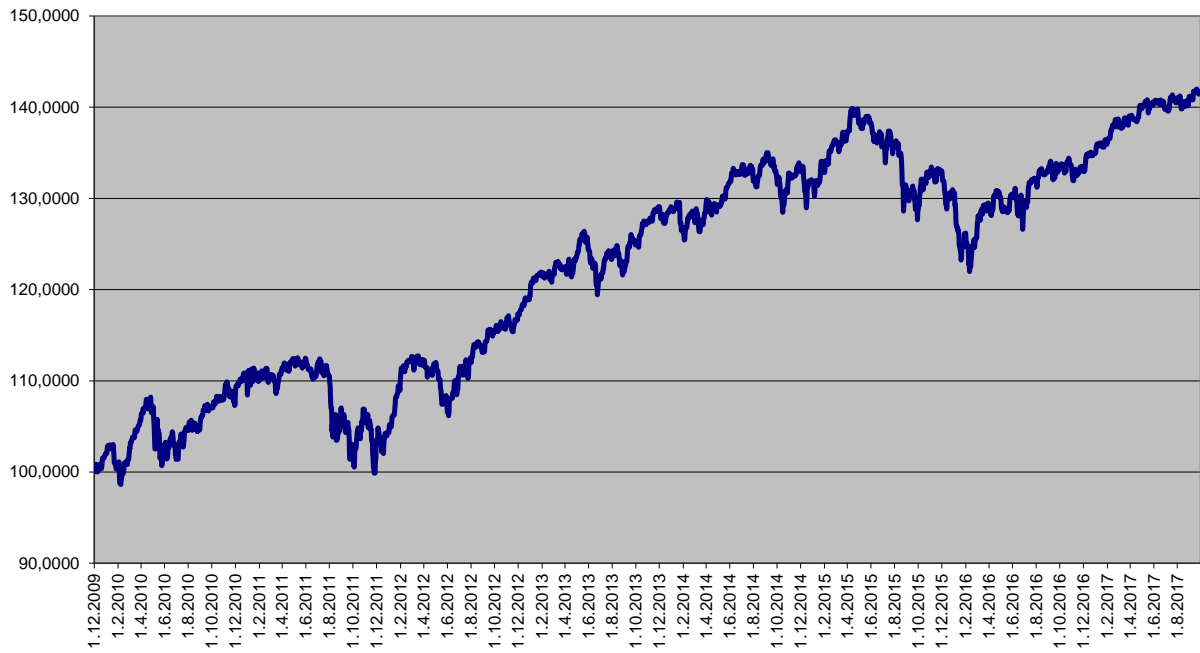
Jednotkový fond MEAG EuroRent



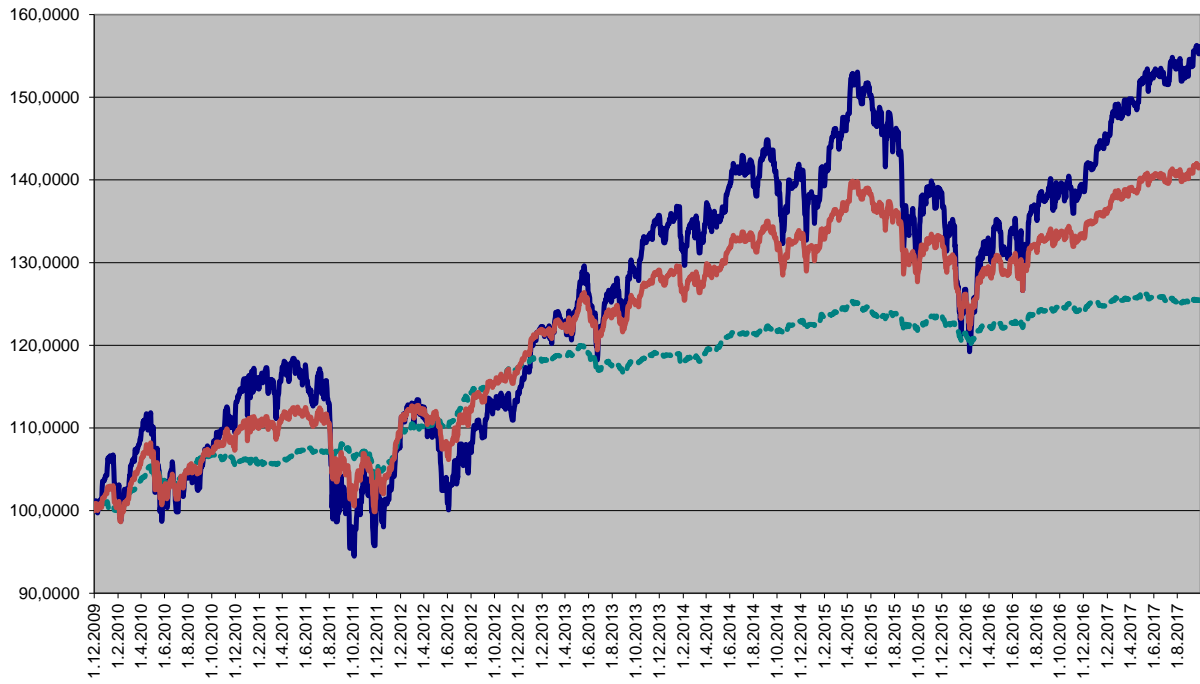
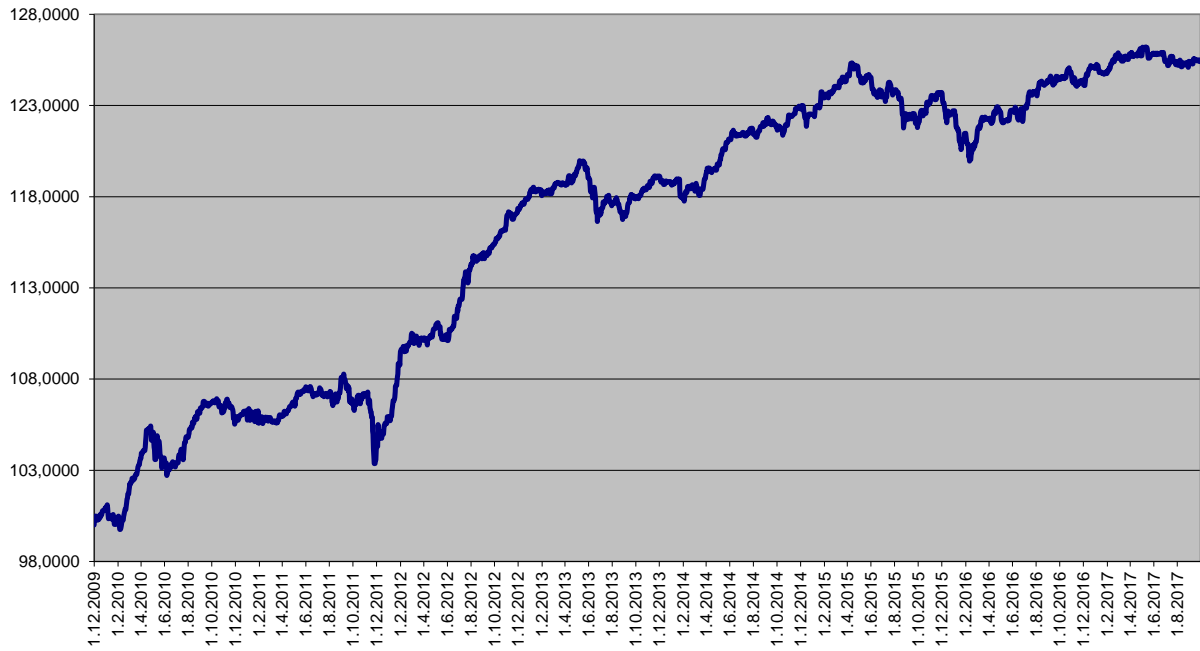
Dynamická strategie



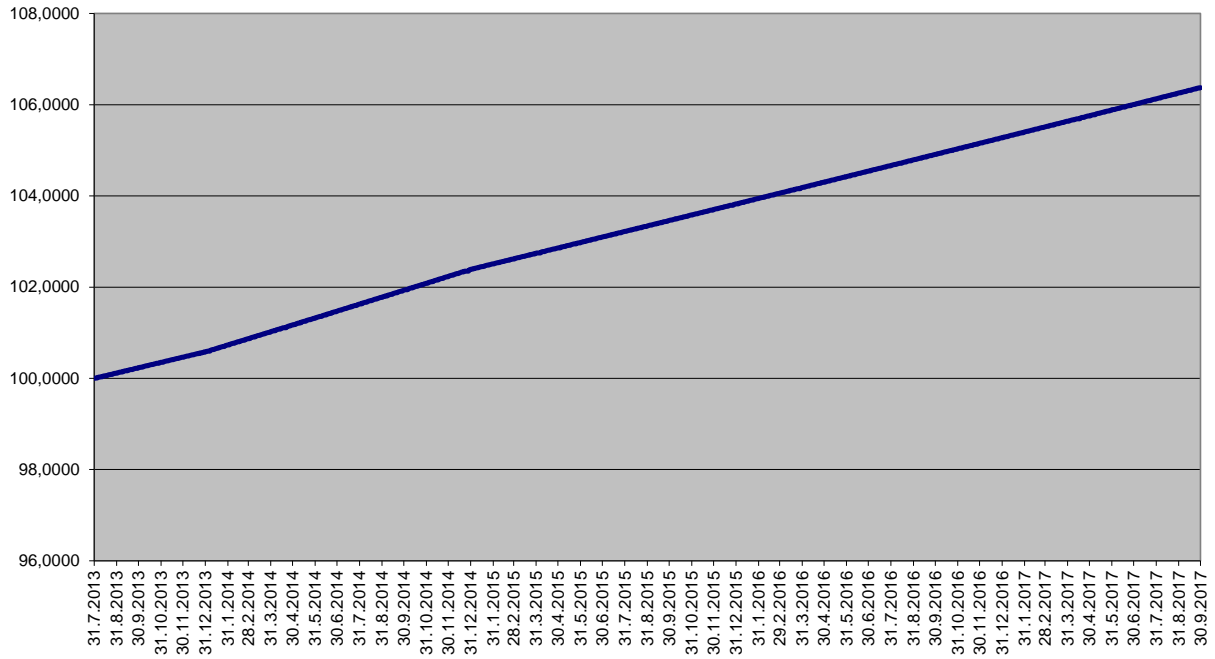
Vyvážená strategie



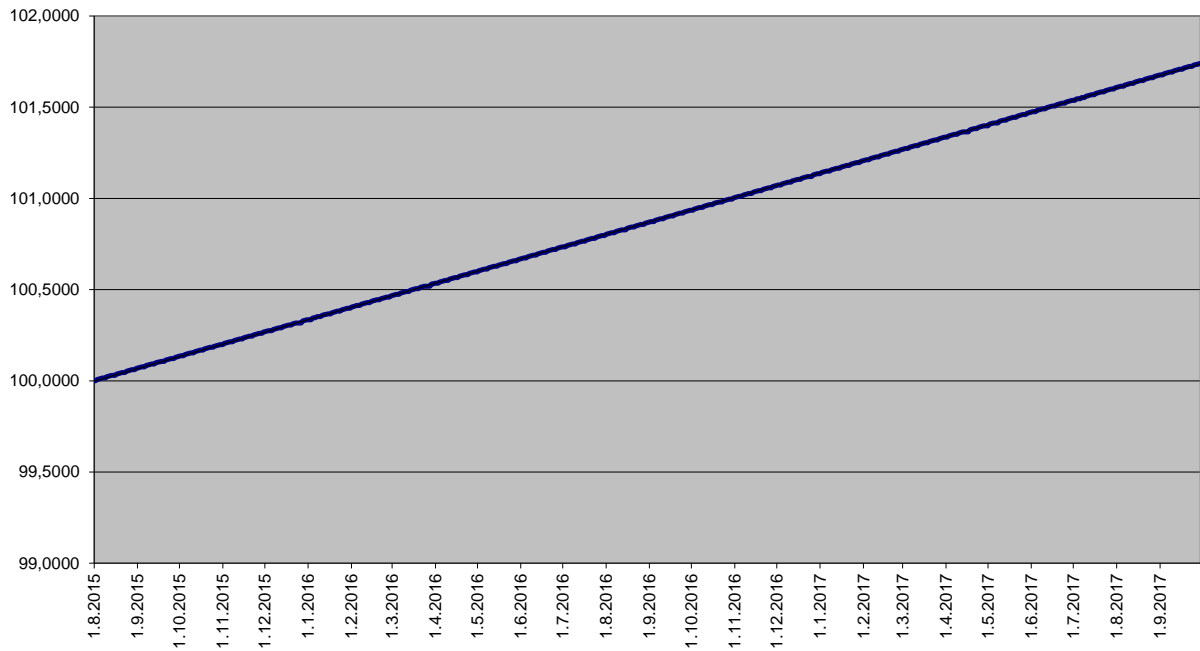
Konzervativní strategie



Garantovaný fond



Garantovaný fond 2015



Garantovaný fond 2016

