

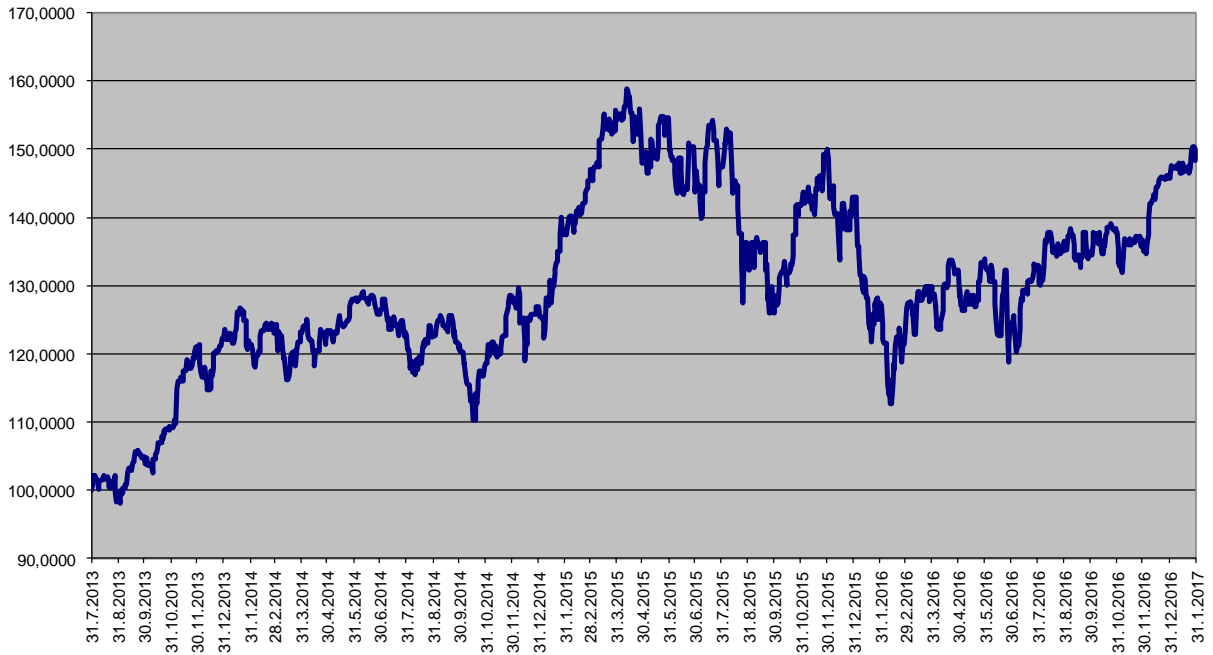
Ceny podílových jednotek
Investiční životní pojištění

Datum	MEAG EuroBalance	Fond MEAG EuroRent	MEAG Proinvest	Dynamická (Conseq)	Strategie Vyvážená (Conseq)	Konzervativní (Conseq)
31.1.2017	132,1416	115,2928	148,3760	144,3905	135,9312	124,7458
30.1.2017	133,2699	115,3306	150,0387	144,7066	136,1402	124,8661
27.1.2017	133,5398	115,3306	150,2816	145,4179	136,3843	124,8151
26.1.2017	133,5643	115,4820	149,7025	145,5825	136,4261	124,7933
25.1.2017	133,0246	115,7090	147,1803	145,3430	136,3005	124,7418
24.1.2017	132,6567	115,7847	146,5358	144,2877	135,8364	124,7133
23.1.2017	132,7548	115,6926	147,5906	143,7980	135,6189	124,7433
20.1.2017	132,9020	115,7847	147,1710	143,8831	135,6269	124,7421
19.1.2017	133,0492	115,9360	147,1803	144,1965	135,7917	124,7701
18.1.2017	133,0492	116,0495	146,6572	144,2376	135,8534	124,8225
17.1.2017	132,9020	116,0117	146,9655	144,0221	135,7333	124,7814
16.1.2017	133,2454	115,9739	147,8529	144,2632	135,8529	124,8157
13.1.2017	132,7548	116,0117	146,4517	144,7331	136,0752	124,8303
12.1.2017	133,2209	115,9739	147,9463	144,2557	135,8670	124,8155
11.1.2017	132,8775	115,8982	147,2644	144,3771	135,8674	124,8026
10.1.2017	132,6812	115,8603	147,1243	143,9007	135,7651	124,9303
9.1.2017	133,0737	115,8225	147,5353	143,7095	135,7392	125,0455
6.1.2017	133,0492	115,9360	147,1430	144,0477	135,9830	125,1883
5.1.2017	133,0492	115,9360	147,1430	143,9934	135,9497	125,1701
4.1.2017	133,3190	115,9739	147,4419	143,6880	135,8482	125,2563
3.1.2017	133,0492	116,1630	147,4886	143,0043	135,5208	125,2130
2.1.2017	132,6812	116,0874	146,1341	142,0479	135,0432	125,0661
30.12.2016	132,4850	116,0874	145,7698	141,8322	134,9340	125,0333
30.11.2016	127,2029	115,6529	136,3545	139,2420	133,4372	124,3940
31.10.2016	128,6821	118,4931	137,8004	138,8526	133,5137	124,7288
30.9.2016	131,0377	119,2279	134,5494	138,6488	133,3142	124,4277
31.8.2016	132,1168	119,1964	136,5537	138,1610	133,0302	124,3654
29.7.2016	131,0617	118,6286	132,3129	136,7050	132,0652	123,6684
30.6.2016	129,4530	117,8137	123,7990	131,8516	129,4653	122,8210
31.5.2016	130,6579	116,1402	133,8859	134,0235	130,4127	122,7439
29.4.2016	128,1054	116,0777	132,1774	133,7344	130,1276	122,6375
31.3.2016	128,9717	115,9934	129,8884	132,6919	129,3938	122,2760
29.2.2016	126,9956	114,9160	123,5213	125,6923	125,6433	121,1669
29.1.2016	127,2881	114,3432	125,0066	126,7632	126,1561	121,4640
31.12.2015	134,2206	114,4174	142,8792	134,4555	130,5759	122,7060
30.11.2015	135,6177	115,9976	148,9940	137,8775	132,7027	123,6525
30.10.2015	132,1305	115,5483	141,5848	138,1808	132,4828	123,1555
30.9.2015	122,1353	114,3272	125,9485	131,3842	128,6765	121,9898
31.8.2015	128,2265	113,7333	136,0471	136,4205	131,2623	122,5269
31.7.2015	134,7991	114,7356	147,4131	145,7260	136,0698	123,8390
30.6.2015	130,9451	114,0394	145,1331	145,6498	135,7243	123,4672
29.5.2015	136,2814	117,6828	154,5301	150,1724	138,2573	124,5201
30.4.2015	135,5591	119,3819	147,8981	150,0385	138,2358	124,6268
31.3.2015	137,2522	120,5141	155,7013	147,0266	136,9728	124,6263
27.2.2015	134,7468	119,2722	145,3902	146,1030	136,3601	124,0525

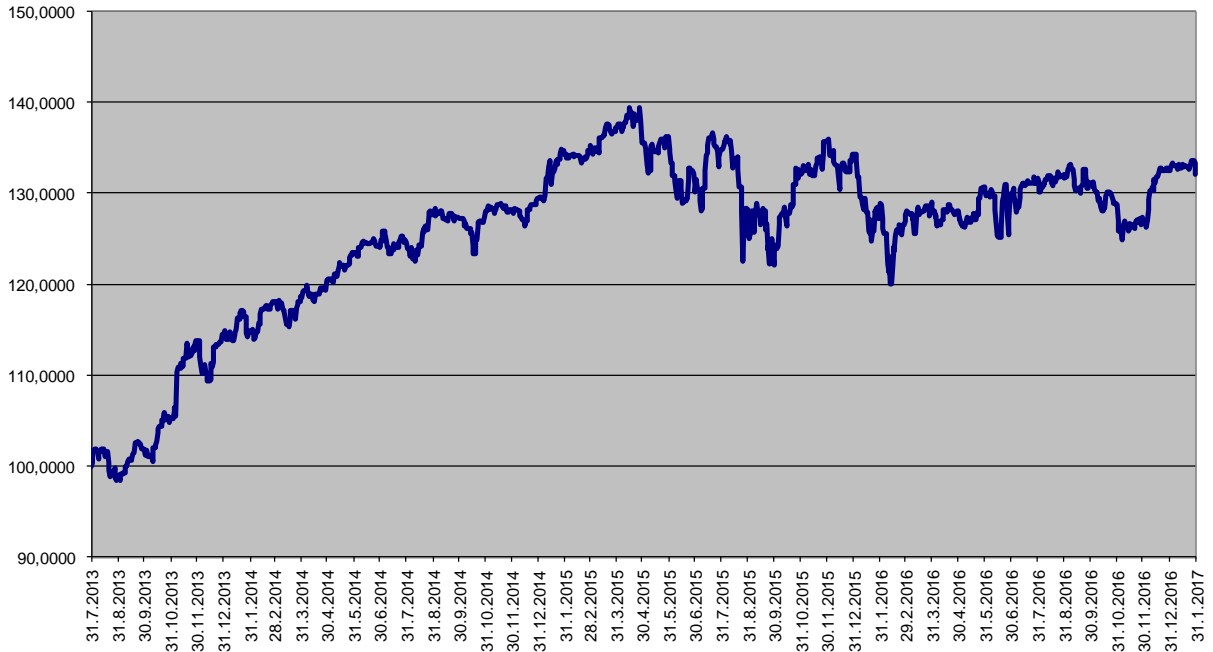
Ceny podílových jednotek
Investiční životní pojištění

Datum	Garantovaný	Garantovaný 2015	Garantovaný 2016
31.1.2017	105,4029	101,2057	100,1521
30.1.2017	105,3988	101,2035	100,1496
27.1.2017	105,3868	101,1969	100,1423
26.1.2017	105,3828	101,1947	100,1398
25.1.2017	105,3788	101,1924	100,1374
24.1.2017	105,3748	101,1902	100,1349
23.1.2017	105,3707	101,1880	100,1324
20.1.2017	105,3587	101,1814	100,1251
19.1.2017	105,3547	101,1792	100,1226
18.1.2017	105,3507	101,1770	100,1201
17.1.2017	105,3467	101,1748	100,1177
16.1.2017	105,3427	101,1726	100,1152
13.1.2017	105,3306	101,1659	100,1079
12.1.2017	105,3266	101,1637	100,1054
11.1.2017	105,3226	101,1615	100,1029
10.1.2017	105,3186	101,1593	100,1005
9.1.2017	105,3146	101,1571	100,0980
6.1.2017	105,3025	101,1505	100,0907
5.1.2017	105,2985	101,1483	100,0882
4.1.2017	105,2945	101,1461	100,0857
3.1.2017	105,2905	101,1439	100,0833
2.1.2017	105,2865	101,1417	100,0808
30.12.2016	105,2745	101,1350	100,0735
30.11.2016	105,1546	101,0690	100,0000
31.10.2016	105,0348	101,0030	
30.9.2016	104,9112	100,9349	
31.8.2016	104,7917	100,8690	
29.7.2016	104,6604	100,7965	
30.6.2016	104,5452	100,7329	
31.5.2016	104,4261	100,6671	
29.4.2016	104,2993	100,5970	
31.3.2016	104,1844	100,5335	
29.2.2016	104,0618	100,4657	
29.1.2016	103,9394	100,3979	
31.12.2015	103,8249	100,3346	
30.11.2015	103,7024	100,2667	
30.10.2015	103,5800	100,1989	
30.9.2015	103,4617	100,1333	
31.8.2015	103,3436	100,0677	
31.7.2015	103,2216		
30.6.2015	103,0998		
29.5.2015	102,9703		
30.4.2015	102,8605		
31.3.2015	102,7431		
27.2.2015	102,6179		

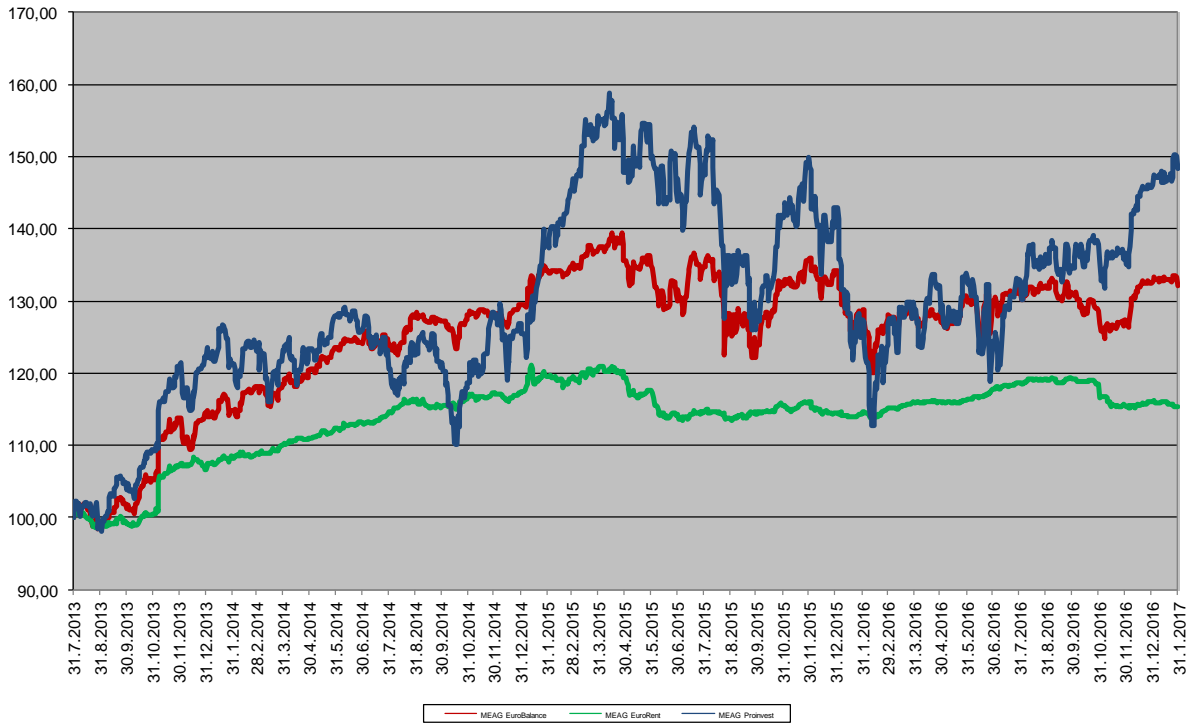
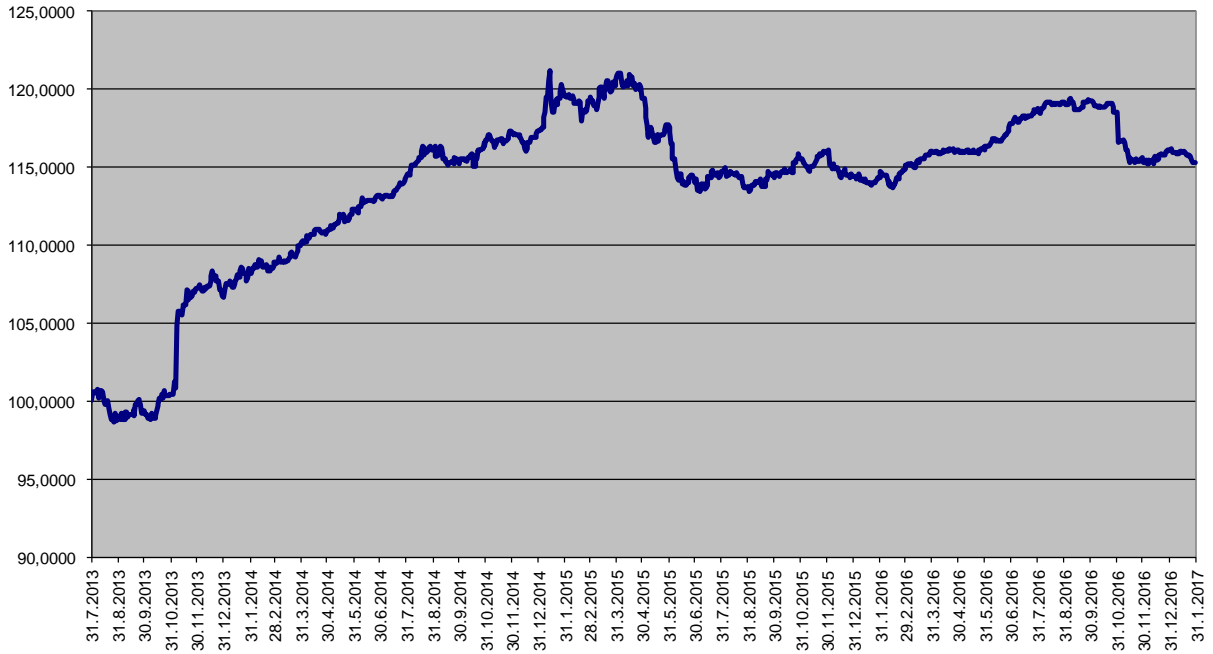
Jednotkový fond MEAG ProInvest



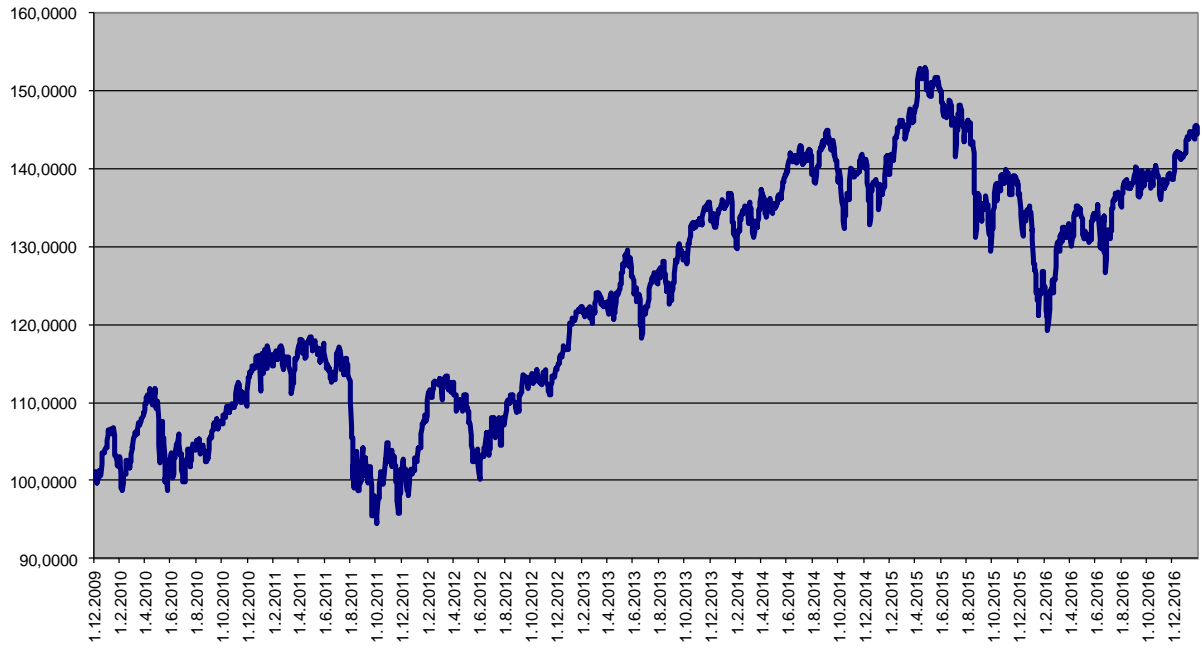
Jednotkový fond MEAG EuroBalance



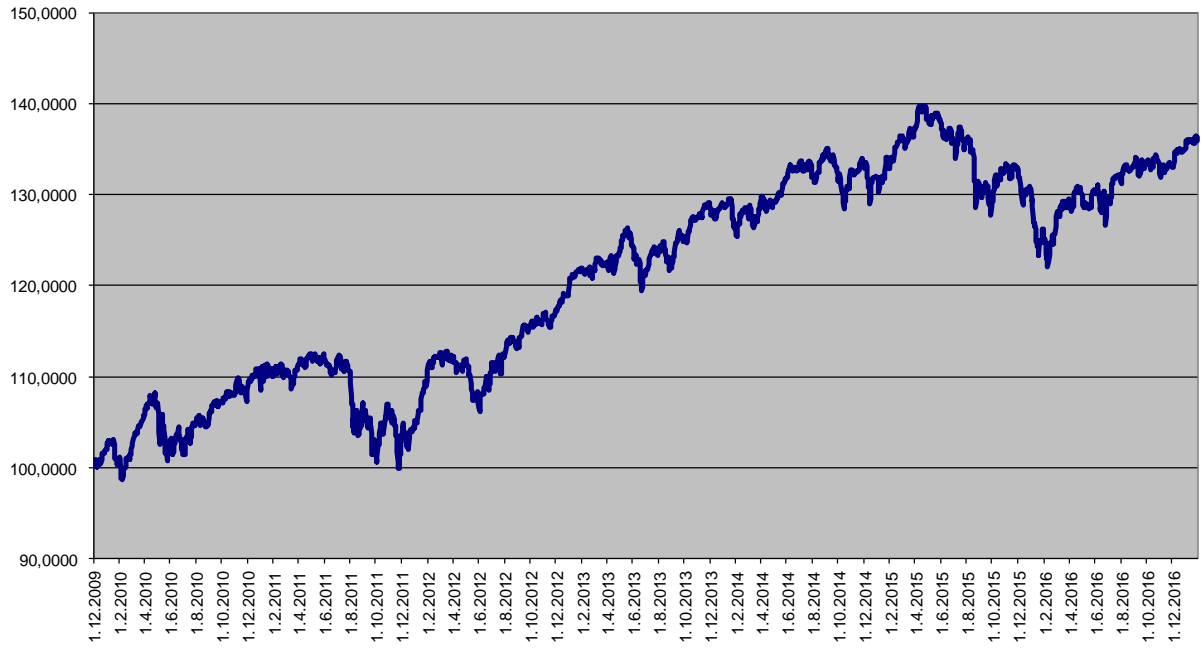
Jednotkový fond MEAG EuroRent



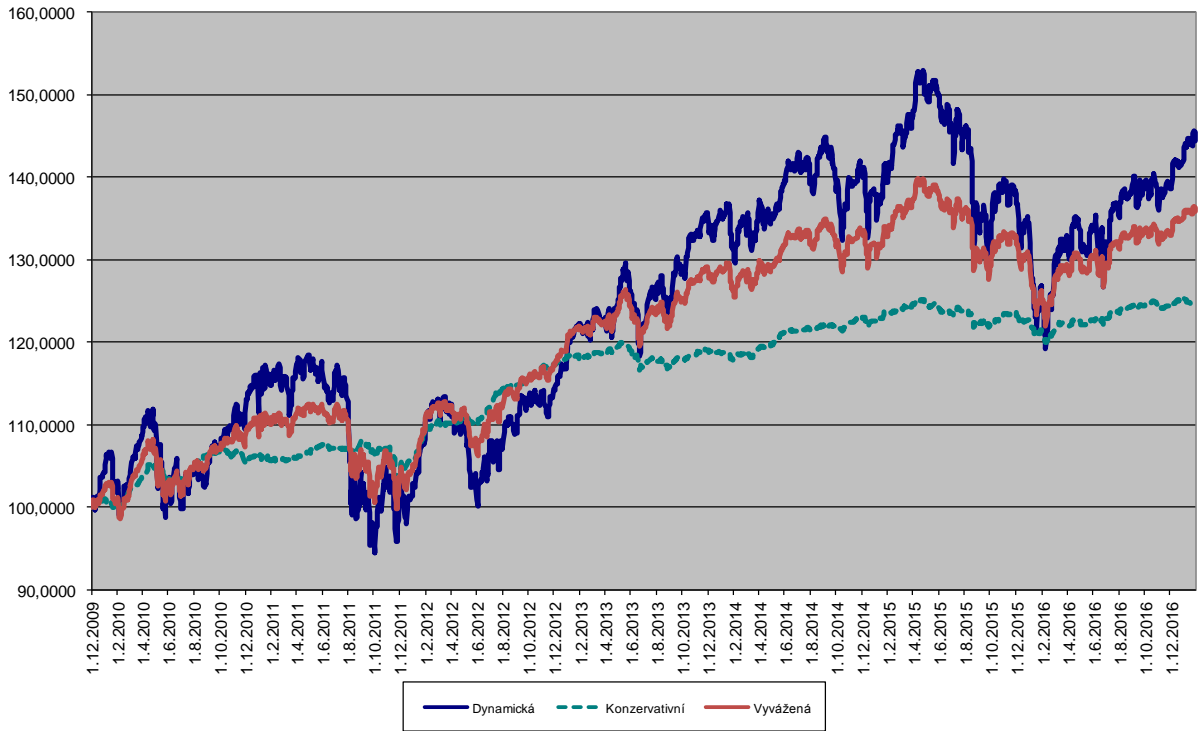
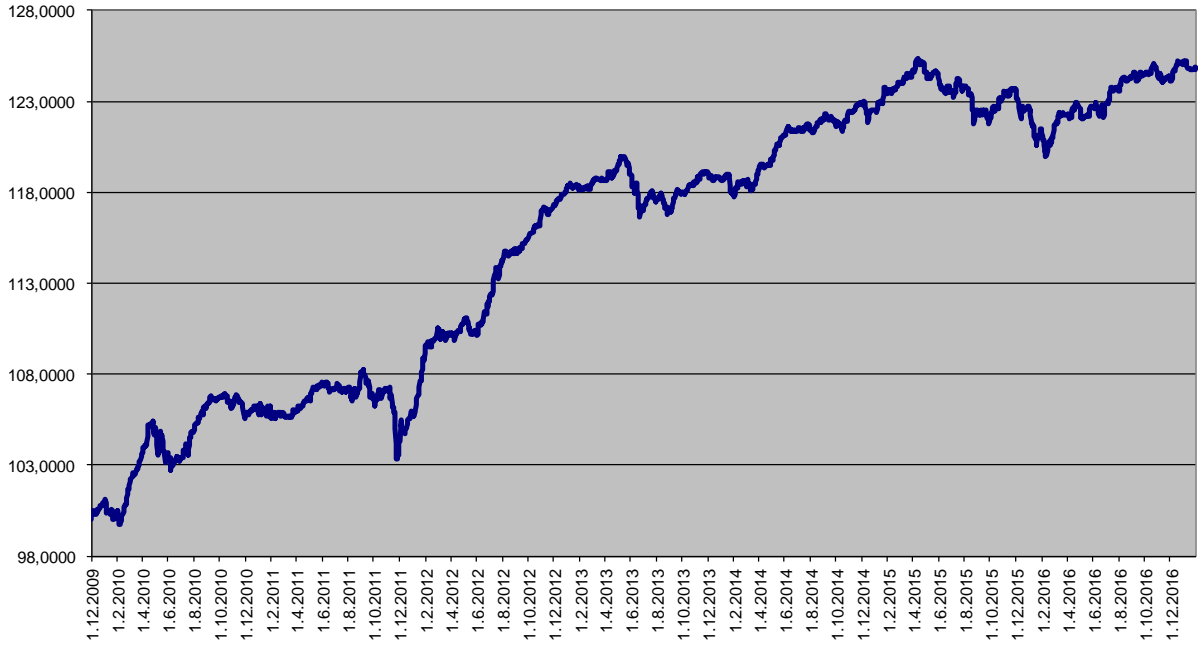
Dynamická strategie



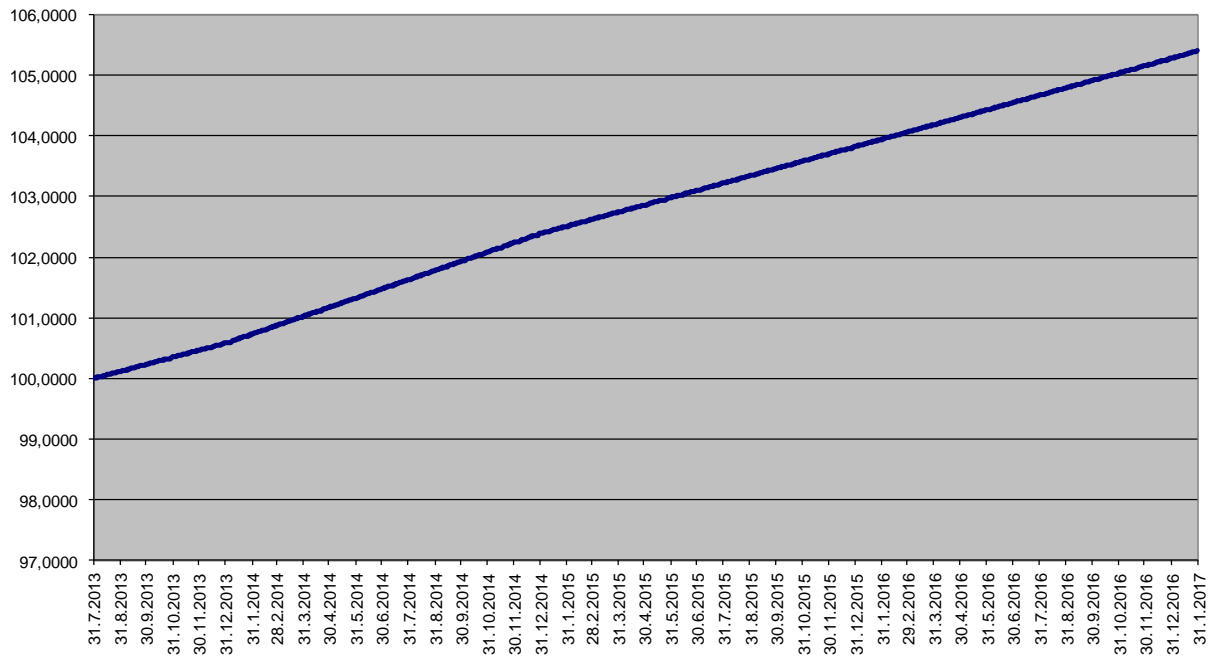
Vyvážená strategie



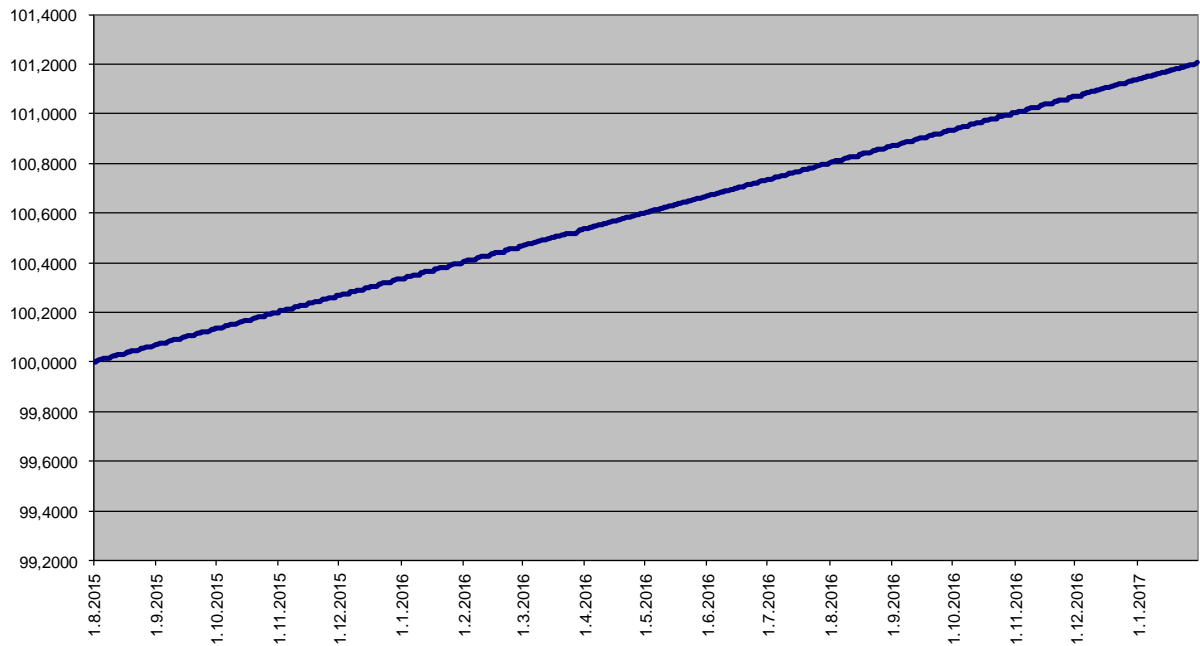
Konzervativní strategie



Garantovaný fond



Garantovaný fond 2015



Garantovaný fond 2016

