

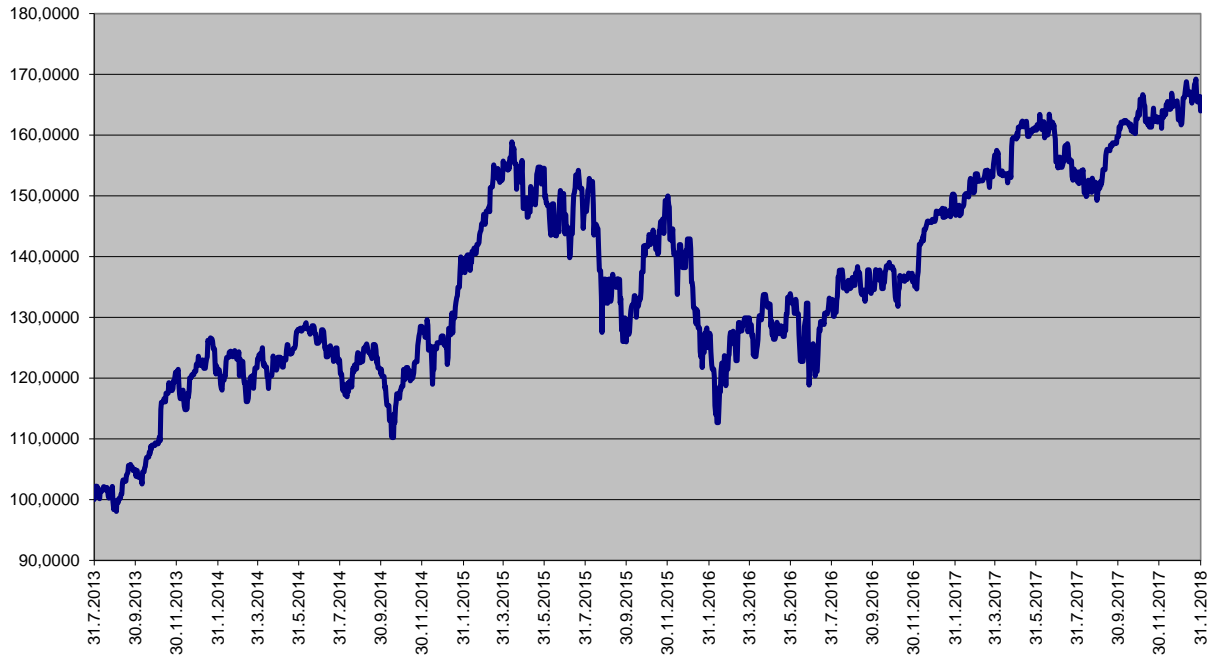
Ceny podílových jednotek
Investiční životní pojištění

Datum	MEAG EuroBalance	Fond MEAG EuroRent	MEAG Proinvest	Dynamická (Conseq)	Strategie Vyvážená (Conseq)	Konzervativní (Conseq)
31.1.2018	130,9462	109,9974	163,9583	164,3682	144,3460	124,6107
30.1.2018	131,9357	110,1861	166,3363	164,4725	144,4253	124,6516
29.1.2018	131,8935	110,2871	166,1506	166,0481	145,0994	124,7788
26.1.2018	131,8551	110,6575	165,4653	166,5969	145,4080	124,8447
25.1.2018	132,5477	110,9119	167,0012	165,7501	145,1061	124,8718
24.1.2018	133,0373	110,9626	169,2173	166,1210	145,3244	124,9761
23.1.2018	132,8895	111,0575	168,6018	166,0571	145,3225	125,0353
22.1.2018	132,9337	110,9629	168,2939	165,5880	145,1245	124,9946
19.1.2018	132,7854	111,0576	167,0285	164,8896	144,8120	124,9233
18.1.2018	132,3080	110,8319	165,2445	164,0779	144,4355	124,9166
17.1.2018	132,6992	111,1595	166,4078	164,0613	144,4911	124,9521
16.1.2018	132,6872	111,3558	166,5629	163,7427	144,4322	124,9832
15.1.2018	133,0717	111,4112	167,1241	163,6815	144,4447	124,9890
12.1.2018	132,7839	111,3676	166,6312	164,0202	144,6865	125,1769
11.1.2018	133,2207	111,6959	167,6858	163,5193	144,4906	125,2449
10.1.2018	133,7737	111,8931	168,7805	163,1340	144,3584	125,2817
9.1.2018	133,3336	111,8713	168,0478	163,3918	144,4991	125,3741
8.1.2018	133,0928	111,7545	167,2249	163,2269	144,4796	125,4226
5.1.2018	132,5121	111,9878	166,1295	162,4935	144,1380	125,3041
4.1.2018	131,2945	111,5794	163,3524	161,6935	143,6677	125,1575
3.1.2018	130,9555	111,6229	161,9007	160,6943	143,2375	125,1057
2.1.2018	130,9111	111,5138	161,6550	159,9761	142,8649	125,0303
29.12.2017	131,1422	111,7471	162,4929	159,1614	142,5225	125,0261
30.11.2017	131,6883	112,0243	162,6537	157,8869	141,6425	124,7610
31.10.2017	132,6633	112,6464	163,9654	157,9413	142,0777	125,2667
29.9.2017	132,4641	113,5018	159,7533	156,1459	141,7238	125,4044
31.8.2017	129,9924	114,2939	150,4811	154,0968	140,9594	125,4169
31.7.2017	130,0124	113,5503	152,5730	153,5334	140,5483	125,2513
30.6.2017	132,0859	113,9011	155,5641	151,5971	139,7485	125,4015
31.5.2017	136,1149	115,3225	160,9009	152,3110	140,2443	125,8010
28.4.2017	136,2470	117,1657	159,6184	151,5725	139,8177	125,7212
31.3.2017	134,9143	116,0546	156,7290	149,4595	138,8522	125,7848
28.2.2017	133,1473	116,1252	150,5151	147,5343	137,8348	125,5928
31.1.2017	132,1416	115,2928	148,3760	144,3905	135,9312	124,7458
30.12.2016	132,4850	116,0874	145,7698	141,8322	134,9340	125,0333
30.11.2016	127,2029	115,6529	136,3545	139,2420	133,4372	124,3940
31.10.2016	128,6821	118,4931	137,8004	138,8526	133,5137	124,7288
30.9.2016	131,0377	119,2279	134,5494	138,6488	133,3142	124,4277
31.8.2016	132,1168	119,1964	136,5537	138,1610	133,0302	124,3654
29.7.2016	131,0617	118,6286	132,3129	136,7050	132,0652	123,6684
30.6.2016	129,4530	117,8137	123,7990	131,8516	129,4653	122,8210
31.5.2016	130,6579	116,1402	133,8859	134,0235	130,4127	122,7439
29.4.2016	128,1054	116,0777	132,1774	133,7344	130,1276	122,6375
31.3.2016	128,9717	115,9934	129,8884	132,6919	129,3938	122,2760
29.2.2016	126,9956	114,9160	123,5213	125,6923	125,6433	121,1669

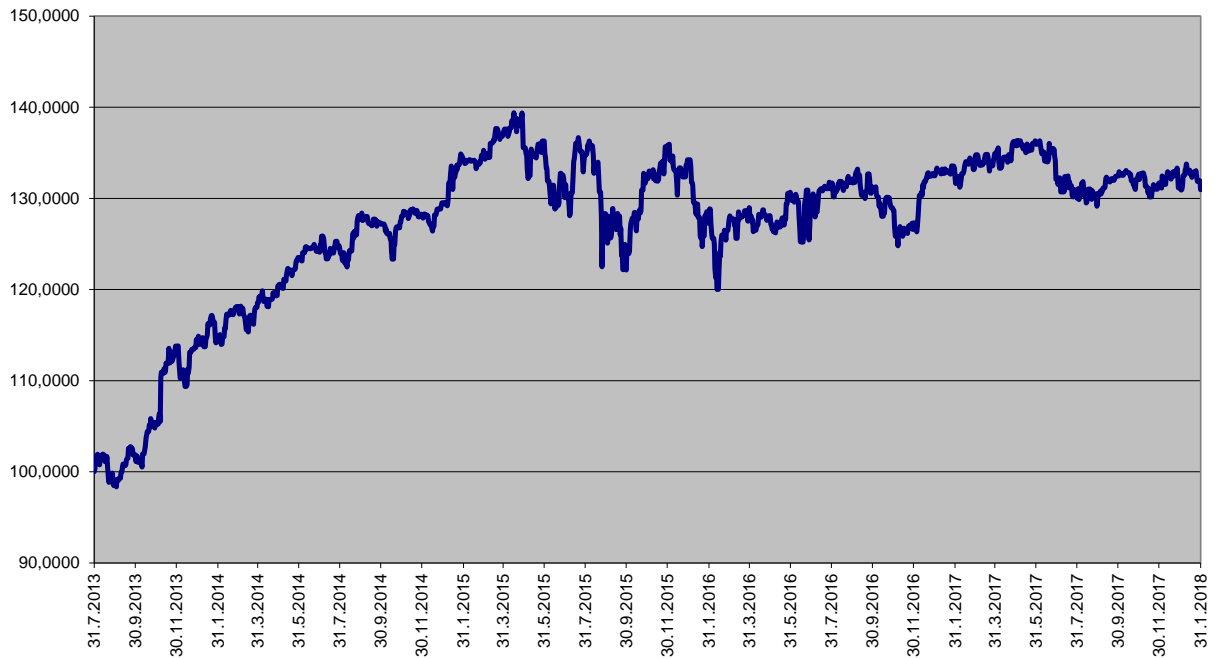
Ceny podílových jednotek
Investiční životní pojištění

Datum	Garantovaný	Garantovaný 2015	Garantovaný 2016
31.1.2018	106,8785	102,0154	101,0535
30.1.2018	106,8744	102,0131	101,0510
29.1.2018	106,8704	102,0109	101,0485
26.1.2018	106,8581	102,0042	101,0411
25.1.2018	106,8541	102,0020	101,0386
24.1.2018	106,8500	101,9998	101,0361
23.1.2018	106,8459	101,9975	101,0336
22.1.2018	106,8419	101,9953	101,0311
19.1.2018	106,8297	101,9886	101,0237
18.1.2018	106,8256	101,9864	101,0212
17.1.2018	106,8215	101,9842	101,0187
16.1.2018	106,8175	101,9820	101,0163
15.1.2018	106,8134	101,9797	101,0138
12.1.2018	106,8012	101,9730	101,0063
11.1.2018	106,7971	101,9708	101,0039
10.1.2018	106,7930	101,9686	101,0014
9.1.2018	106,7890	101,9664	100,9989
8.1.2018	106,7849	101,9641	100,9964
5.1.2018	106,7727	101,9575	100,9890
4.1.2018	106,7686	101,9552	100,9865
3.1.2018	106,7646	101,9530	100,9840
2.1.2018	106,7605	101,9508	100,9816
29.12.2017	106,7442	101,9419	100,9716
30.11.2017	106,6264	101,8774	100,8998
31.10.2017	106,5046	101,8107	100,8255
29.9.2017	106,3749	101,7396	100,7463
31.8.2017	106,2574	101,6752	100,6747
31.7.2017	106,1321	101,6064	100,5981
30.6.2017	106,0068	101,5377	100,5215
31.5.2017	105,8857	101,4712	100,4476
28.4.2017	105,7527	101,3981	100,3662
31.3.2017	105,6400	101,3361	100,2973
28.2.2017	105,5153	101,2676	100,2210
31.1.2017	105,4029	101,2057	100,1521
30.12.2016	105,2745	101,1350	100,0735
30.11.2016	105,1546	101,0690	100,0000
31.10.2016	105,0348	101,0030	
30.9.2016	104,9112	100,9349	
31.8.2016	104,7917	100,8690	
29.7.2016	104,6604	100,7965	
30.6.2016	104,5452	100,7329	
31.5.2016	104,4261	100,6671	
29.4.2016	104,2993	100,5970	
31.3.2016	104,1844	100,5335	
29.2.2016	104,0618	100,4657	

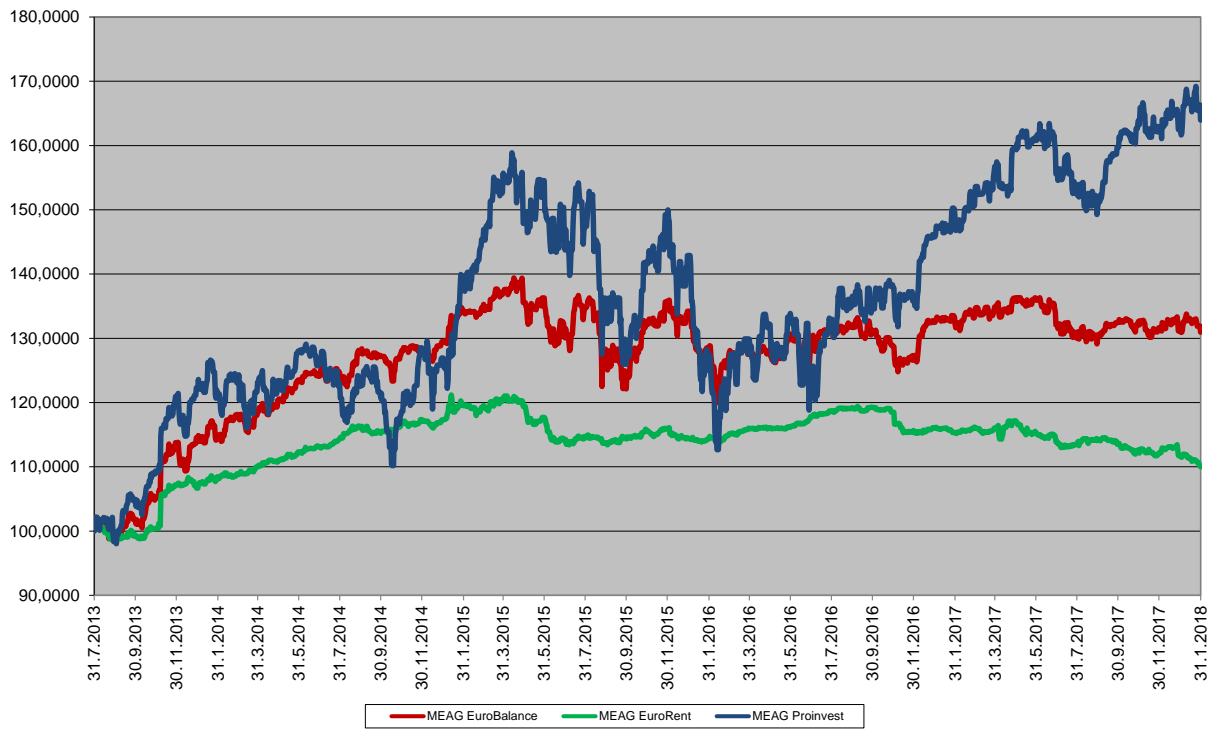
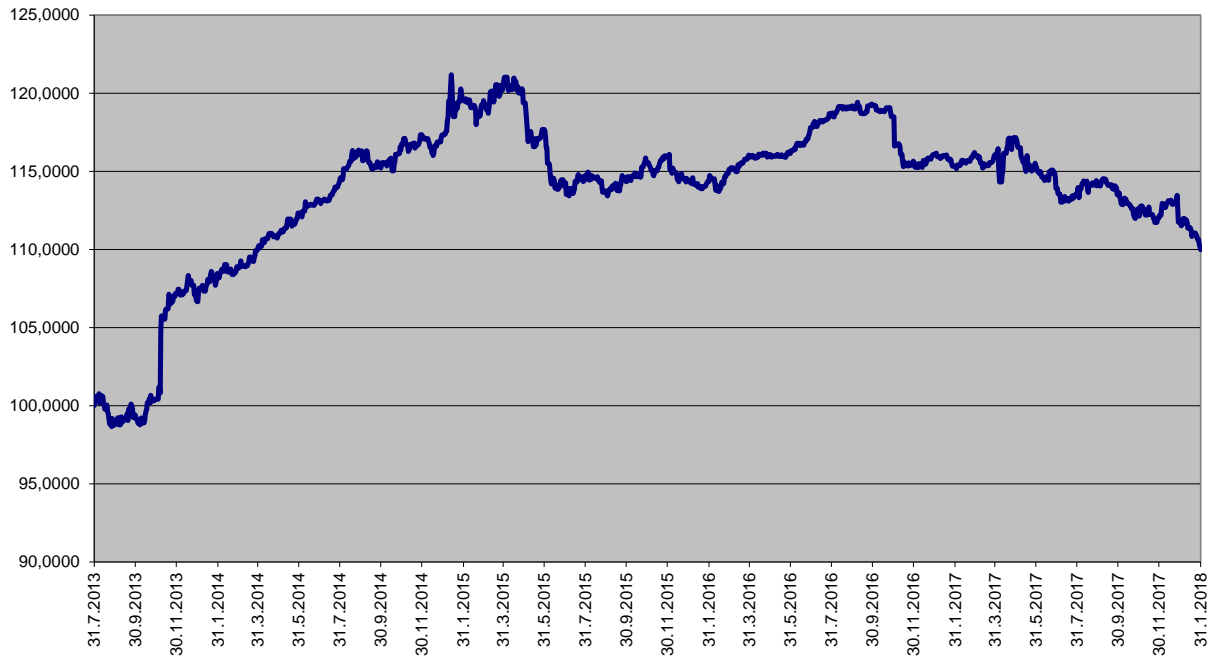
Jednotkový fond MEAG ProInvest



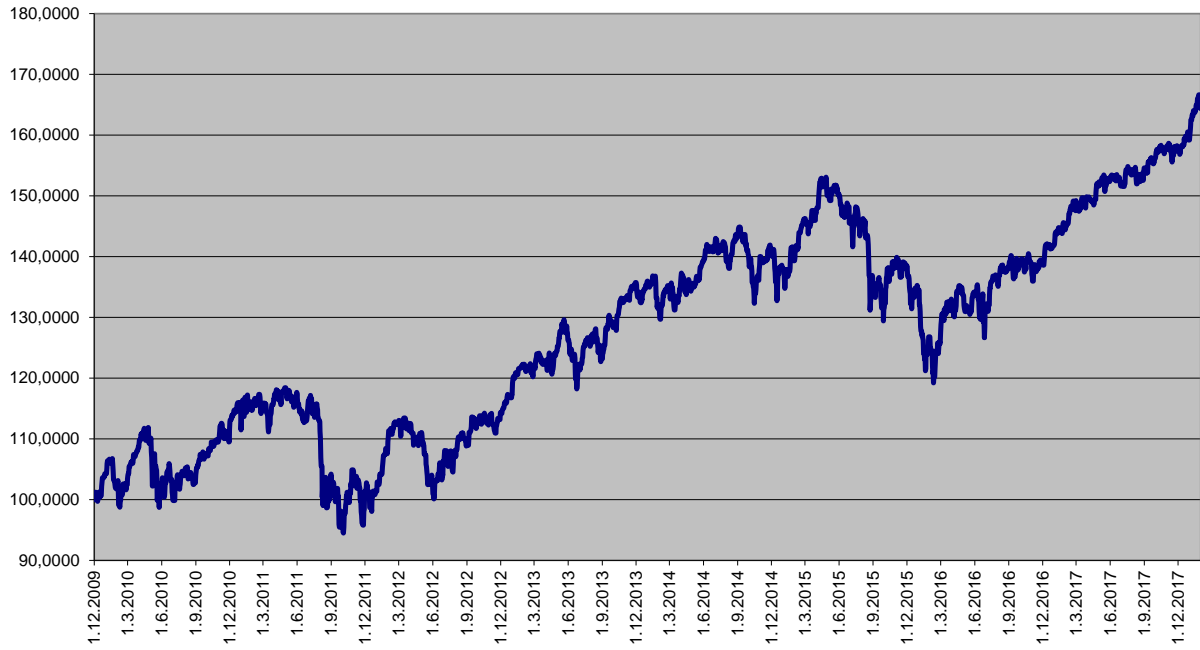
Jednotkový fond MEAG EuroBalance



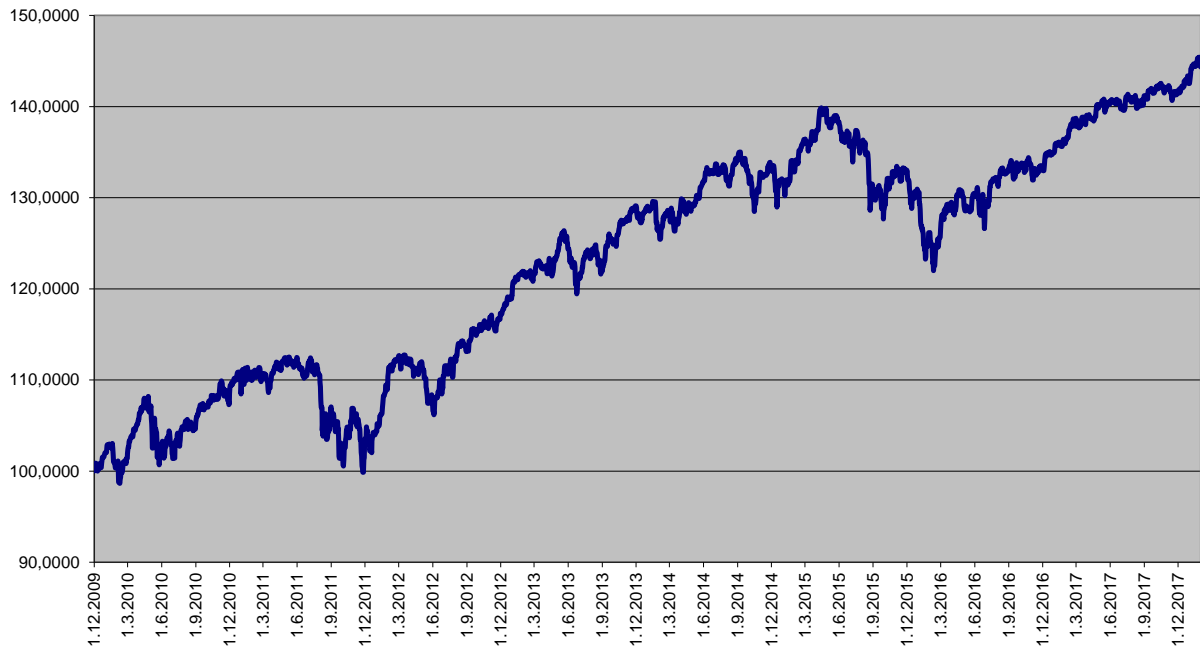
Jednotkový fond MEAG EuroRent



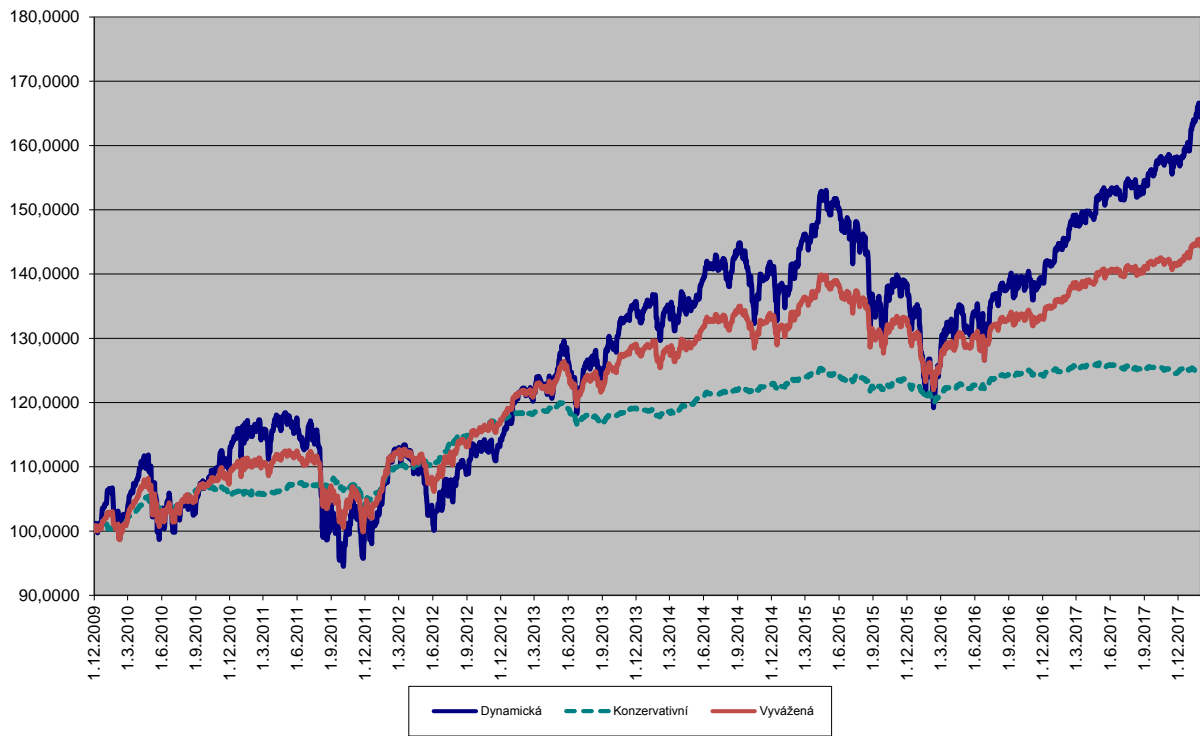
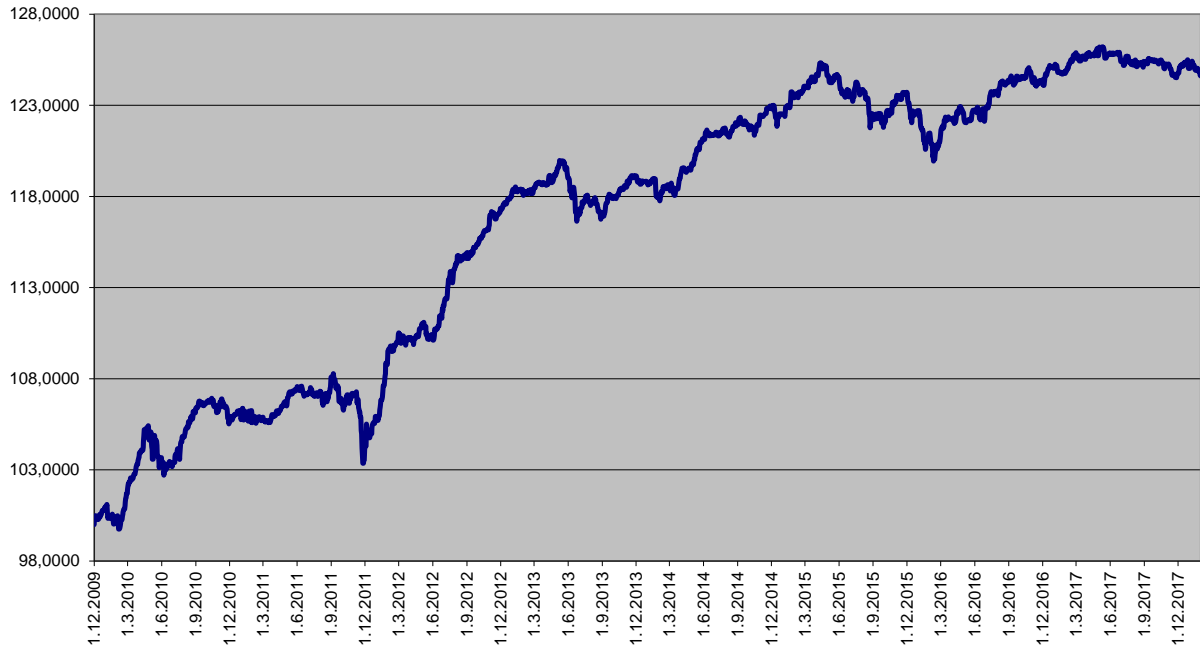
Dynamická strategie



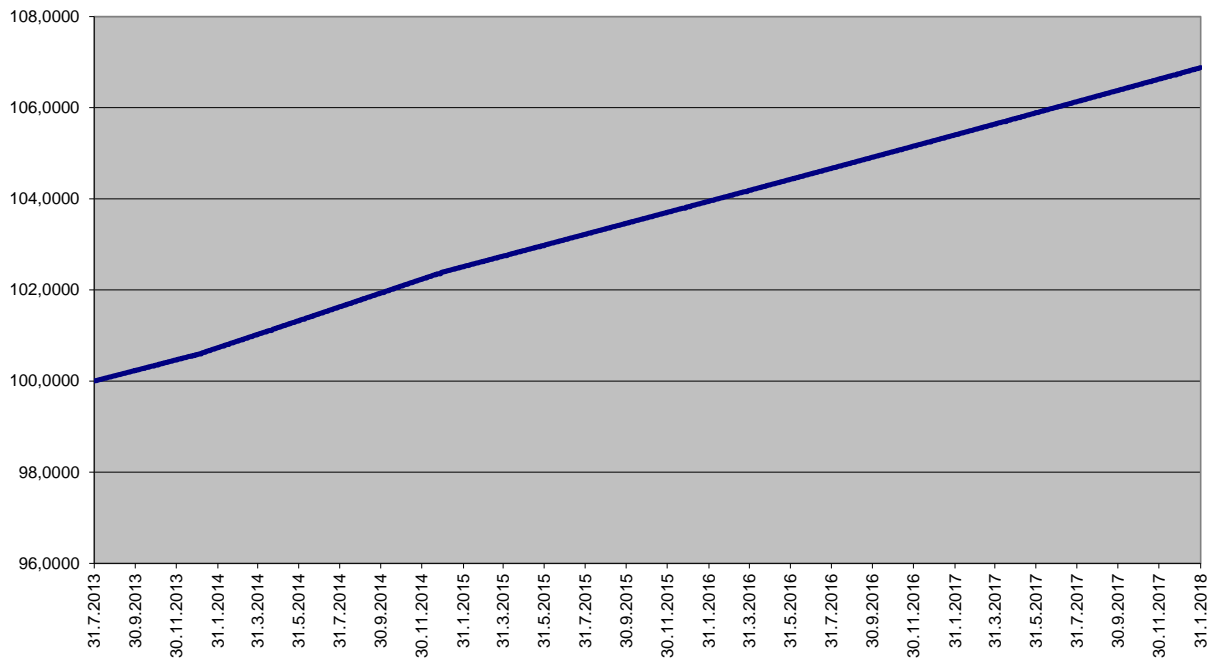
Vyvážená strategie



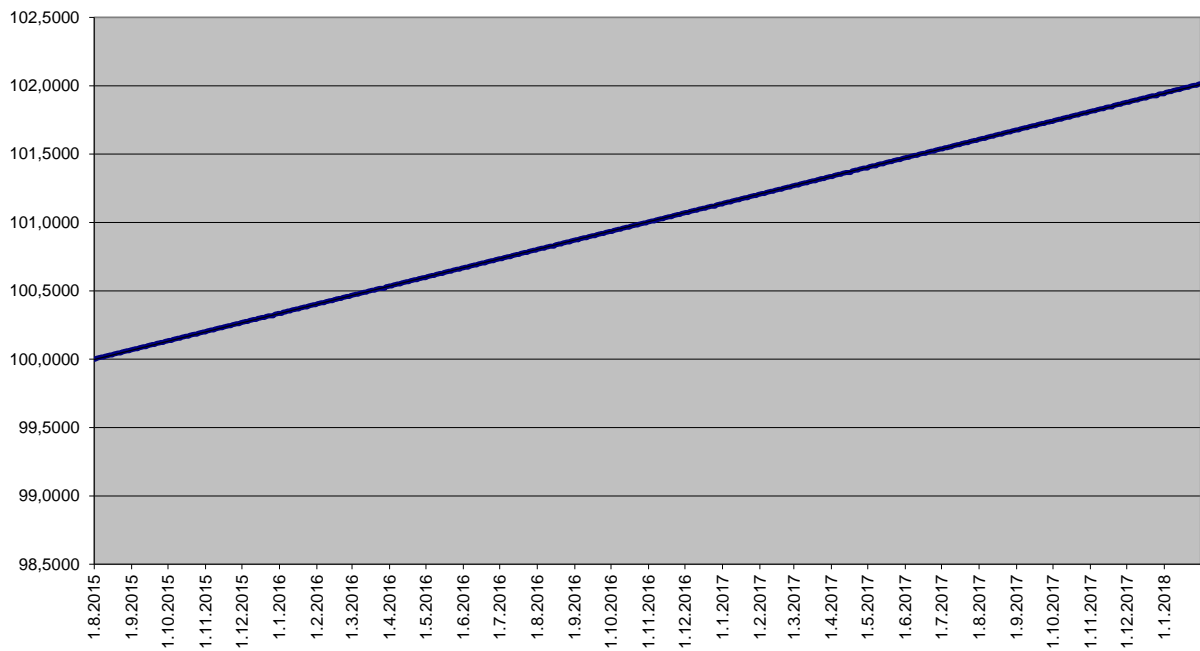
Konzervativní strategie



Garantovaný fond



Garantovaný fond 2015



Garantovaný fond 2015

