

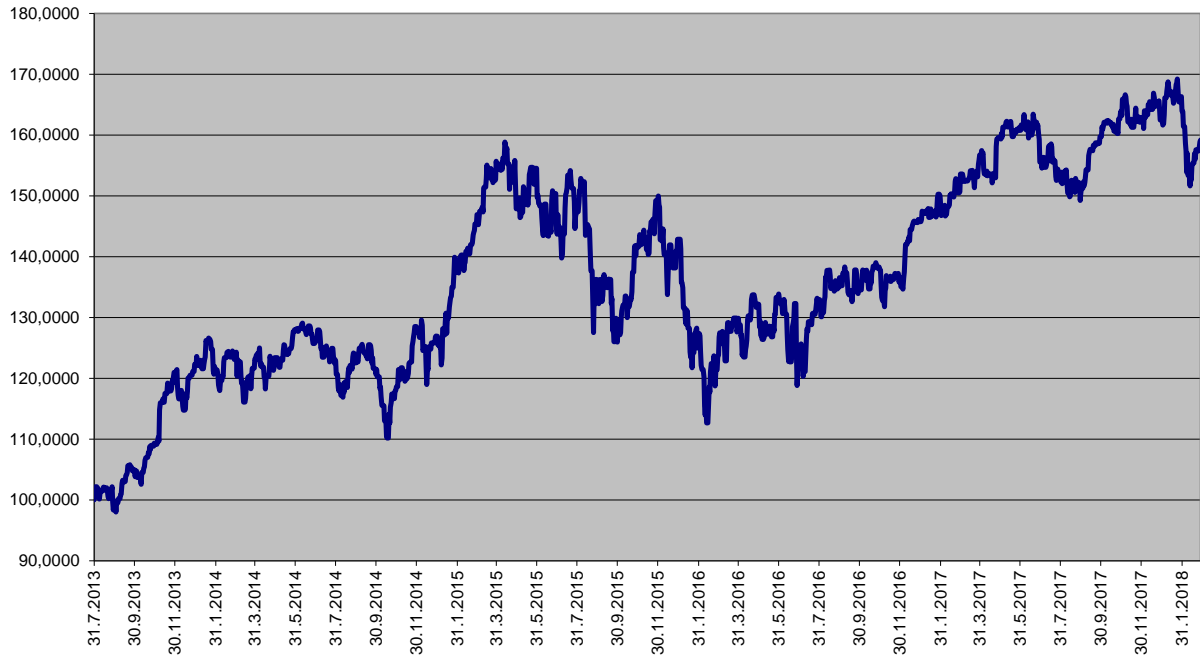
Ceny podílových jednotek
Investiční životní pojištění

Datum	MEAG EuroBalance	Fond MEAG EuroRent	MEAG Proinvest	Dynamická (Conseq)	Strategie Vyvážená (Conseq)	Konzervativní (Conseq)
28.2.2018	130,6904	110,4322	159,2014	159,3887	142,5252	124,6568
27.2.2018	130,4490	110,3670	158,9390	160,3072	142,8873	124,6226
26.2.2018	130,2547	110,2655	157,9149	160,9843	143,1242	124,5944
23.2.2018	129,8790	109,9542	157,4137	160,3905	142,8239	124,5512
22.2.2018	129,9167	109,9036	157,4838	159,5367	142,4248	124,4726
21.2.2018	130,1242	110,0627	157,6045	159,7552	142,5777	124,5268
20.2.2018	129,5192	109,9036	156,0793	159,5444	142,4105	124,4408
19.2.2018	129,9914	110,0557	156,9716	159,8392	142,5720	124,4554
16.2.2018	129,3662	109,9034	155,4111	159,7888	142,5183	124,3818
15.2.2018	128,9101	110,0335	154,8337	159,3468	142,2883	124,2931
14.2.2018	127,8755	110,0264	152,6135	158,3439	141,8914	124,3155
13.2.2018	128,3767	110,2075	153,7560	156,9292	141,3441	124,2801
12.2.2018	127,8971	110,1135	151,6544	156,7922	141,3108	124,3278
9.2.2018	128,4749	110,0991	153,3913	155,5923	140,7423	124,1940
8.2.2018	129,1611	109,8886	156,9867	156,1351	140,8851	124,2102
7.2.2018	127,7560	109,8233	153,9089	158,6270	141,9389	124,3118
6.2.2018	128,7115	109,7150	157,4216	158,2082	141,7104	124,2359
5.2.2018	129,4895	109,5846	158,6590	159,4361	142,1604	124,2442
2.2.2018	130,3223	109,7212	161,4351	162,2336	143,3233	124,3803
1.2.2018	130,9670	109,9756	163,8818	164,1613	144,2609	124,6177
31.1.2018	130,9462	109,9974	163,9583	164,3682	144,3460	124,6107
29.12.2017	131,1422	111,7471	162,4929	159,1614	142,5225	125,0261
30.11.2017	131,6883	112,0243	162,6537	157,8869	141,6425	124,7610
31.10.2017	132,6633	112,6464	163,9654	157,9413	142,0777	125,2667
29.9.2017	132,4641	113,5018	159,7533	156,1459	141,7238	125,4044
31.8.2017	129,9924	114,2939	150,4811	154,0968	140,9594	125,4169
31.7.2017	130,0124	113,5503	152,5730	153,5334	140,5483	125,2513
30.6.2017	132,0859	113,9011	155,5641	151,5971	139,7485	125,4015
31.5.2017	136,1149	115,3225	160,9009	152,3110	140,2443	125,8010
28.4.2017	136,2470	117,1657	159,6184	151,5725	139,8177	125,7212
31.3.2017	134,9143	116,0546	156,7290	149,4595	138,8522	125,7848
28.2.2017	133,1473	116,1252	150,5151	147,5343	137,8348	125,5928
31.1.2017	132,1416	115,2928	148,3760	144,3905	135,9312	124,7458
30.12.2016	132,4850	116,0874	145,7698	141,8322	134,9340	125,0333
30.11.2016	127,2029	115,6529	136,3545	139,2420	133,4372	124,3940
31.10.2016	128,6821	118,4931	137,8004	138,8526	133,5137	124,7288
30.9.2016	131,0377	119,2279	134,5494	138,6488	133,3142	124,4277
31.8.2016	132,1168	119,1964	136,5537	138,1610	133,0302	124,3654
29.7.2016	131,0617	118,6286	132,3129	136,7050	132,0652	123,6684
30.6.2016	129,4530	117,8137	123,7990	131,8516	129,4653	122,8210
31.5.2016	130,6579	116,1402	133,8859	134,0235	130,4127	122,7439
29.4.2016	128,1054	116,0777	132,1774	133,7344	130,1276	122,6375
31.3.2016	128,9717	115,9934	129,8884	132,6919	129,3938	122,2760

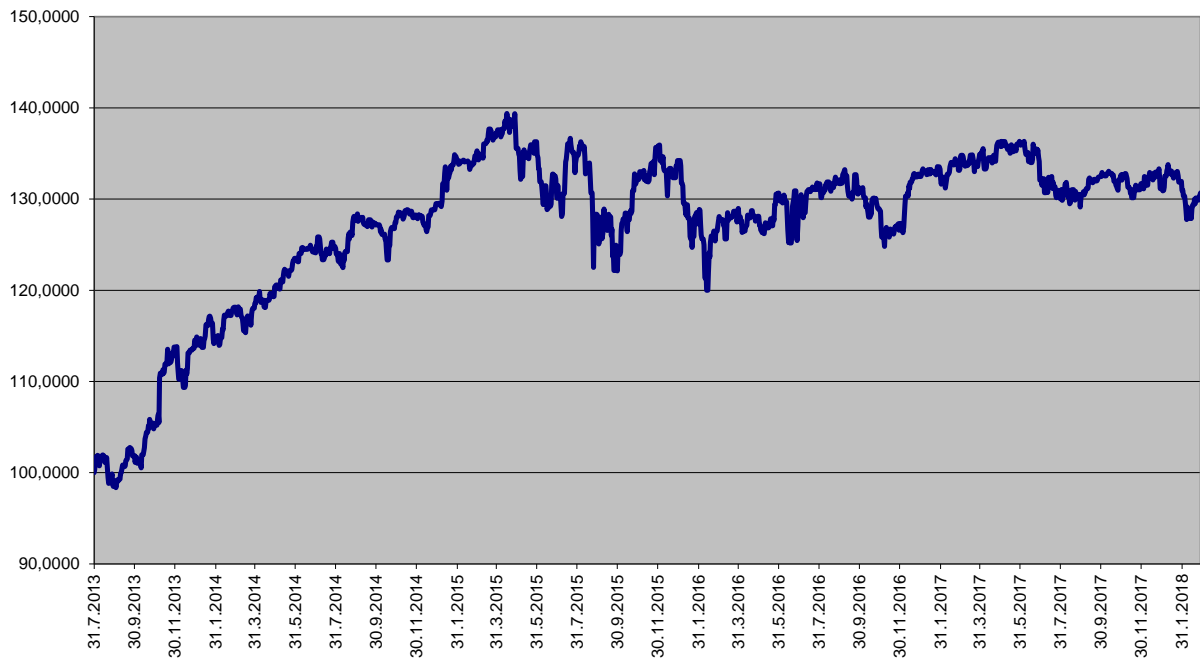
Ceny podílových jednotek
Investiční životní pojištění

Datum	Garantovaný	Garantovaný 2015	Garantovaný 2016
28.2.2018	106,9926	102,0777	101,1229
27.2.2018	106,9885	102,0755	101,1205
26.2.2018	106,9844	102,0733	101,1180
23.2.2018	106,9722	102,0666	101,1105
22.2.2018	106,9681	102,0644	101,1081
21.2.2018	106,9640	102,0621	101,1056
20.2.2018	106,9600	102,0599	101,1031
19.2.2018	106,9559	102,0577	101,1006
16.2.2018	106,9437	102,0510	101,0932
15.2.2018	106,9396	102,0488	101,0907
14.2.2018	106,9355	102,0465	101,0882
13.2.2018	106,9314	102,0443	101,0857
12.2.2018	106,9274	102,0421	101,0832
9.2.2018	106,9151	102,0354	101,0758
8.2.2018	106,9111	102,0332	101,0733
7.2.2018	106,9070	102,0309	101,0708
6.2.2018	106,9029	102,0287	101,0684
5.2.2018	106,8989	102,0265	101,0659
2.2.2018	106,8866	102,0198	101,0584
1.2.2018	106,8826	102,0176	101,0560
31.1.2018	106,8785	102,0154	101,0535
29.12.2017	106,7442	101,9419	100,9716
30.11.2017	106,6264	101,8774	100,8998
31.10.2017	106,5046	101,8107	100,8255
29.9.2017	106,3749	101,7396	100,7463
31.8.2017	106,2574	101,6752	100,6747
31.7.2017	106,1321	101,6064	100,5981
30.6.2017	106,0068	101,5377	100,5215
31.5.2017	105,8857	101,4712	100,4476
28.4.2017	105,7527	101,3981	100,3662
31.3.2017	105,6400	101,3361	100,2973
28.2.2017	105,5153	101,2676	100,2210
31.1.2017	105,4029	101,2057	100,1521
30.12.2016	105,2745	101,1350	100,0735
30.11.2016	105,1546	101,0690	100,0000
31.10.2016	105,0348	101,0030	
30.9.2016	104,9112	100,9349	
31.8.2016	104,7917	100,8690	
29.7.2016	104,6604	100,7965	
30.6.2016	104,5452	100,7329	
31.5.2016	104,4261	100,6671	
29.4.2016	104,2993	100,5970	
31.3.2016	104,1844	100,5335	

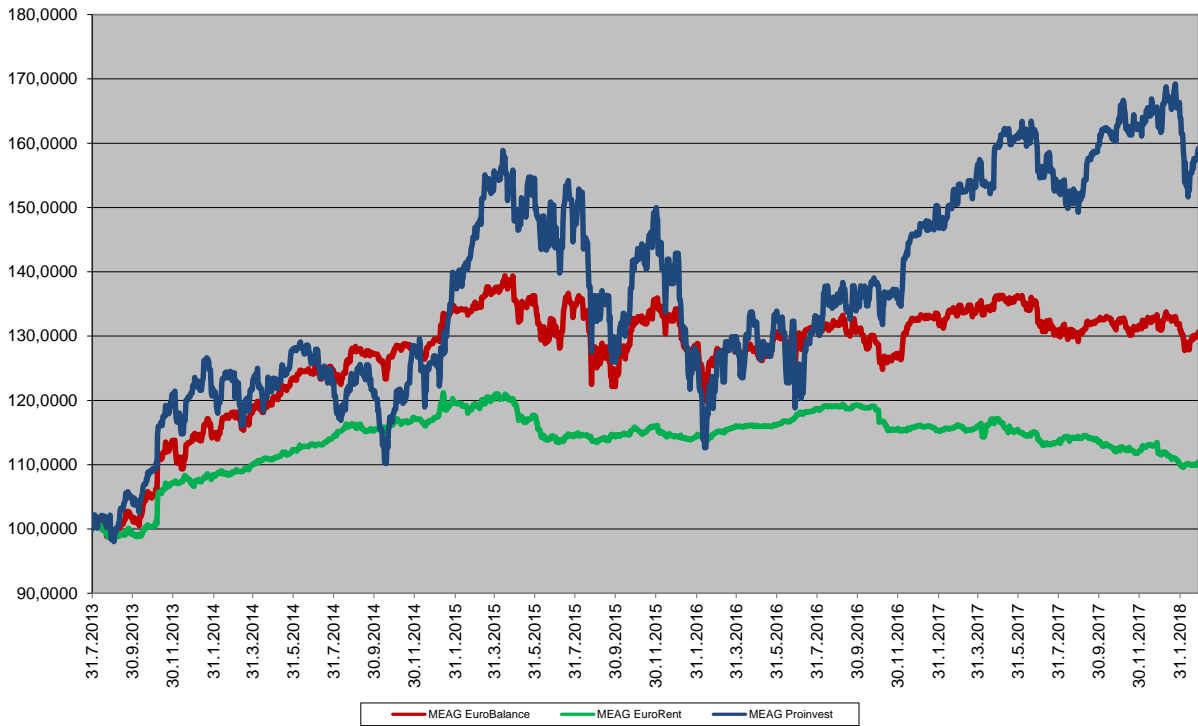
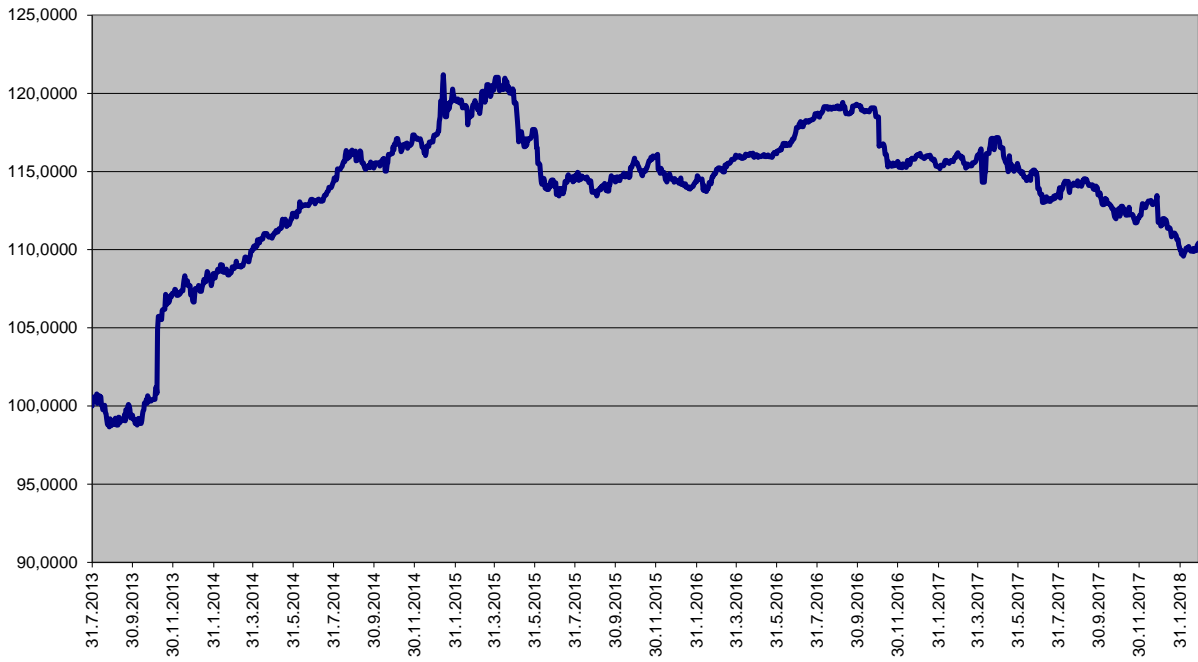
Jednotkový fond MEAG ProInvest



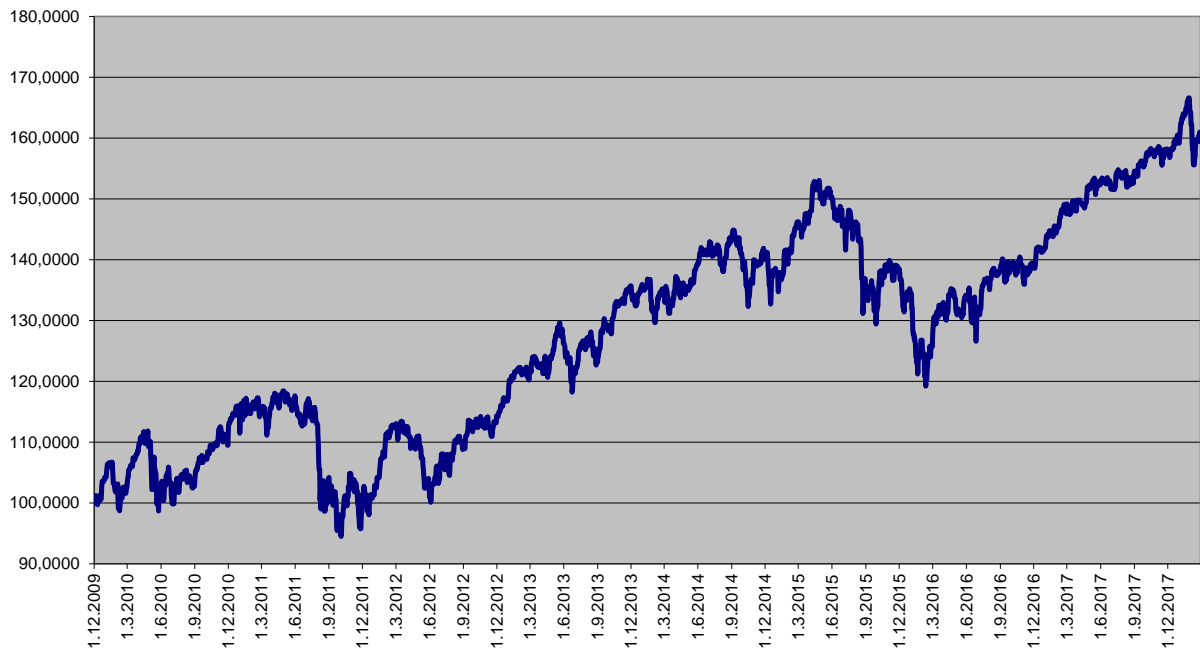
Jednotkový fond MEAG EuroBalance



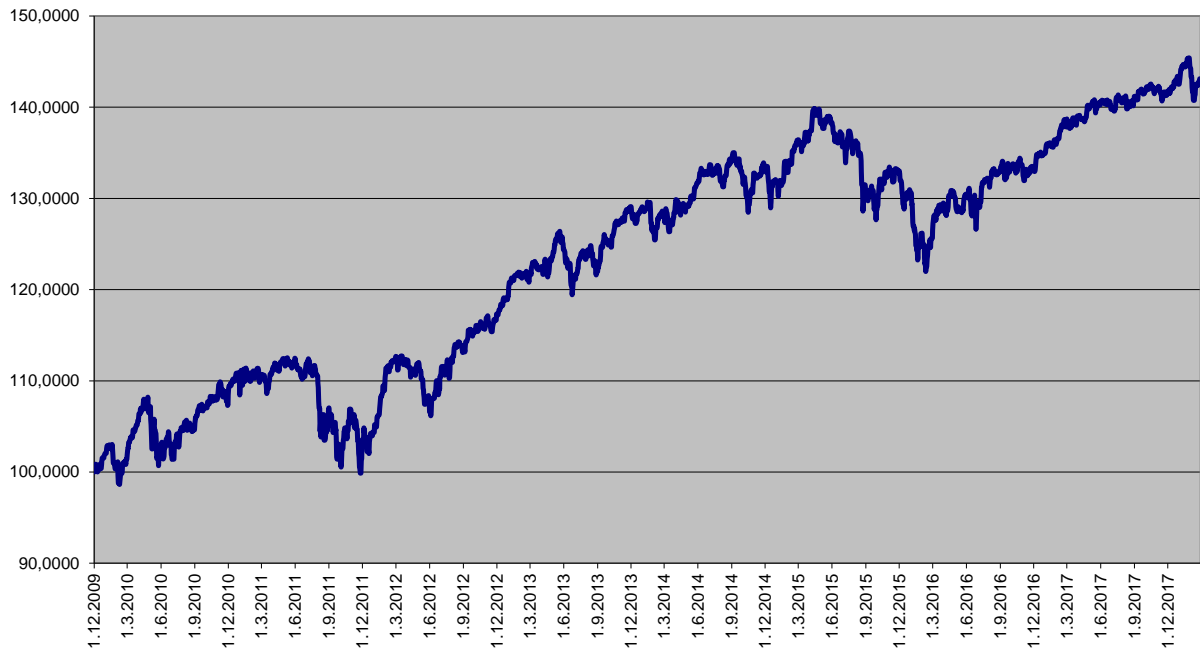
Jednotkový fond MEAG EuroRent



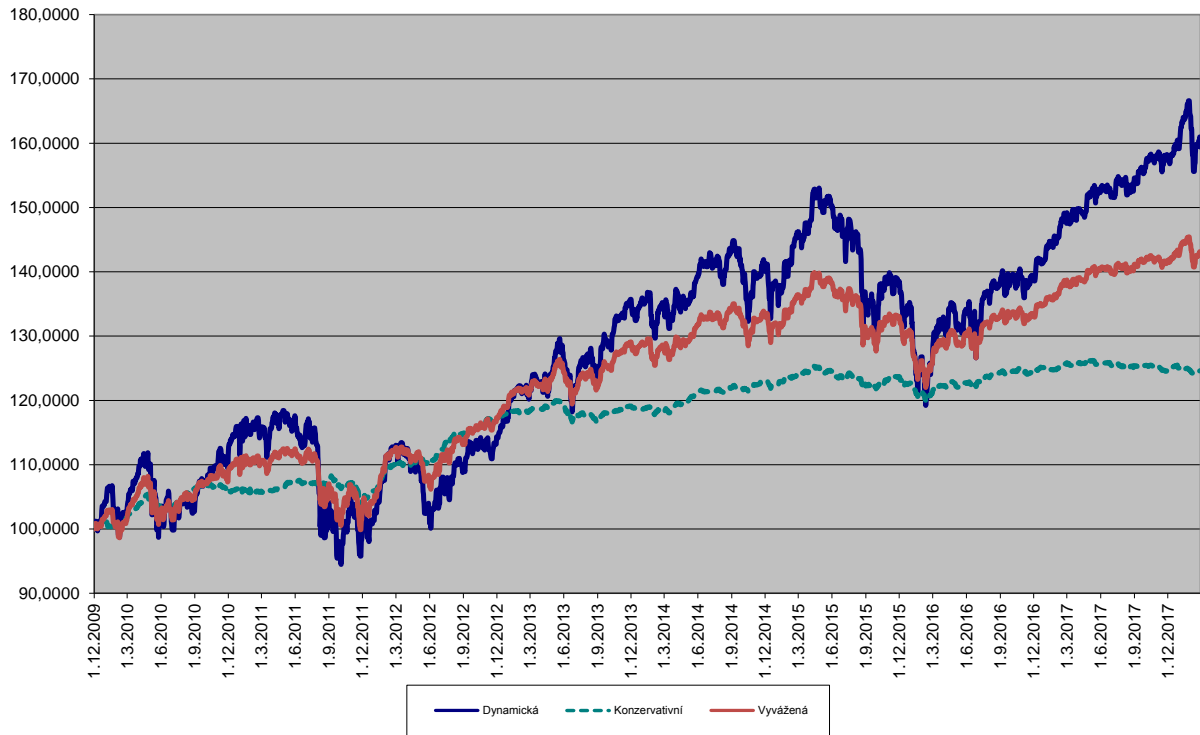
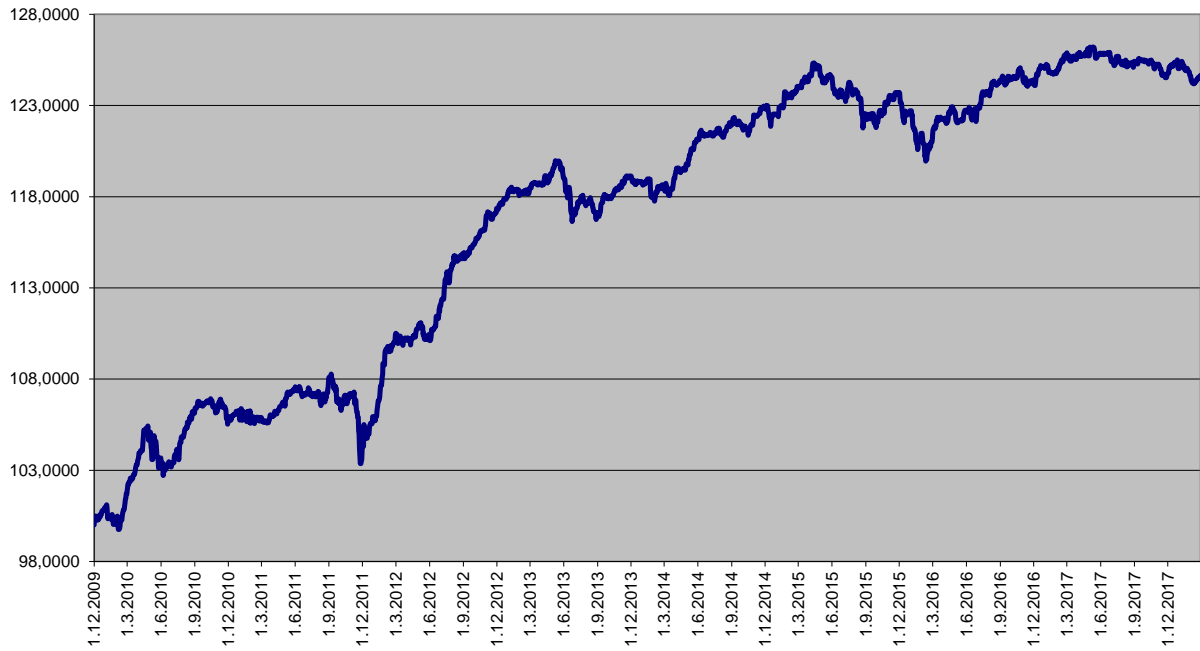
Dynamická strategie



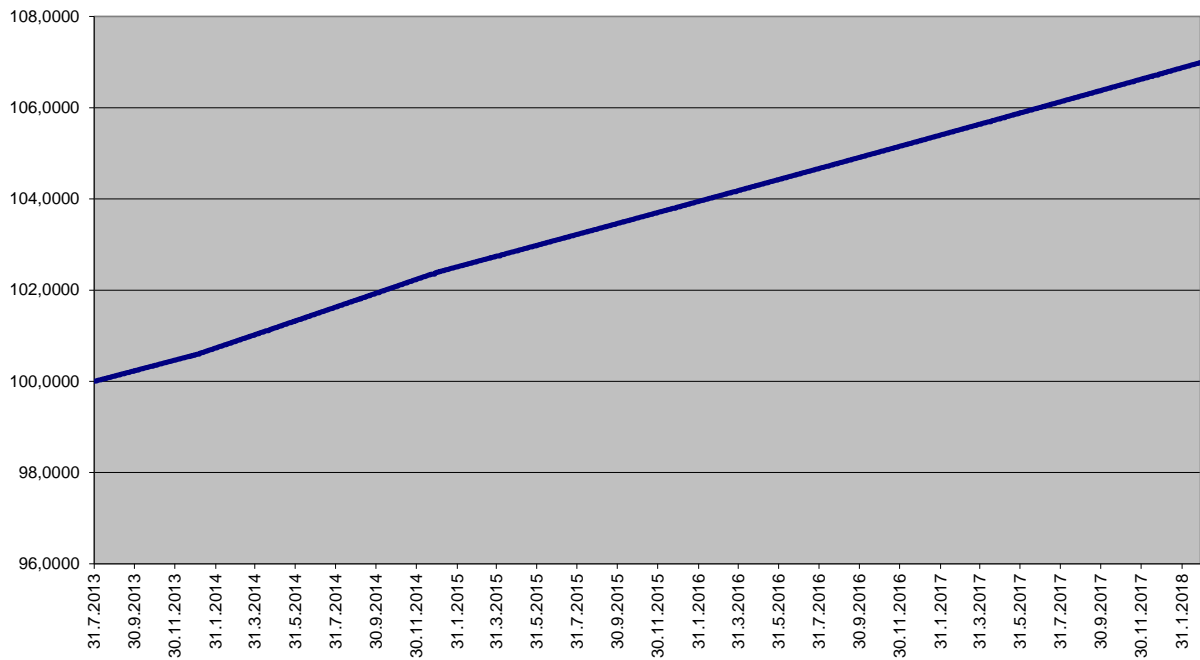
Vyvážená strategie



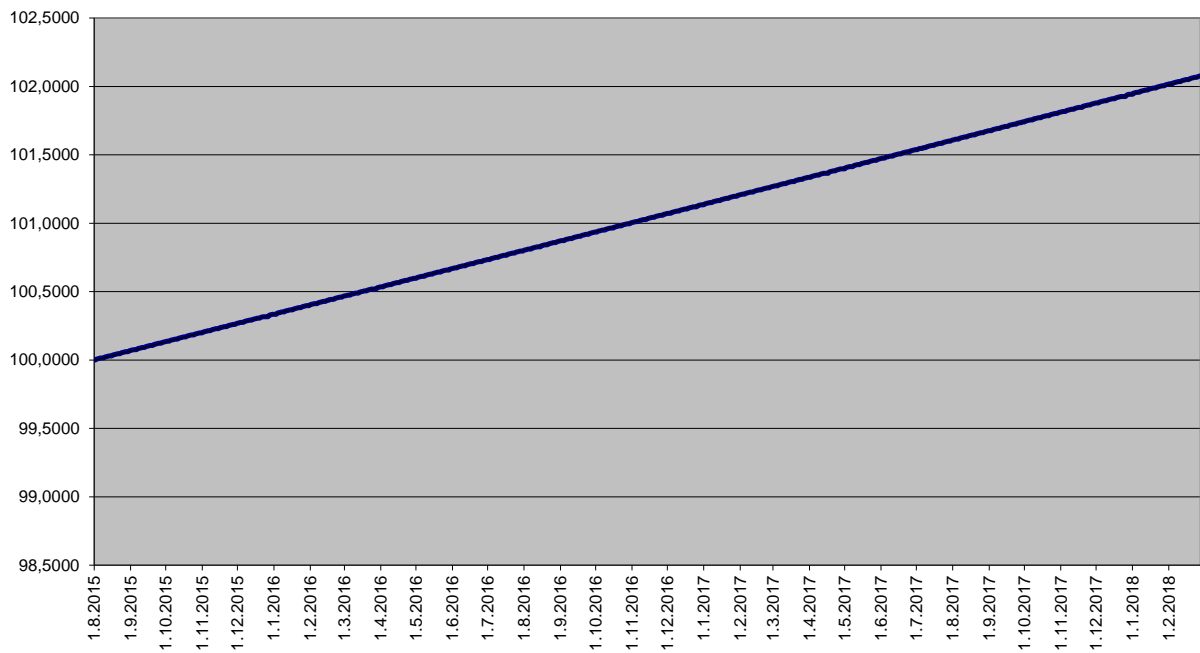
Konzervativní strategie



Garantovaný fond



Garantovaný fond 2015



Garantovaný fond 2016

