

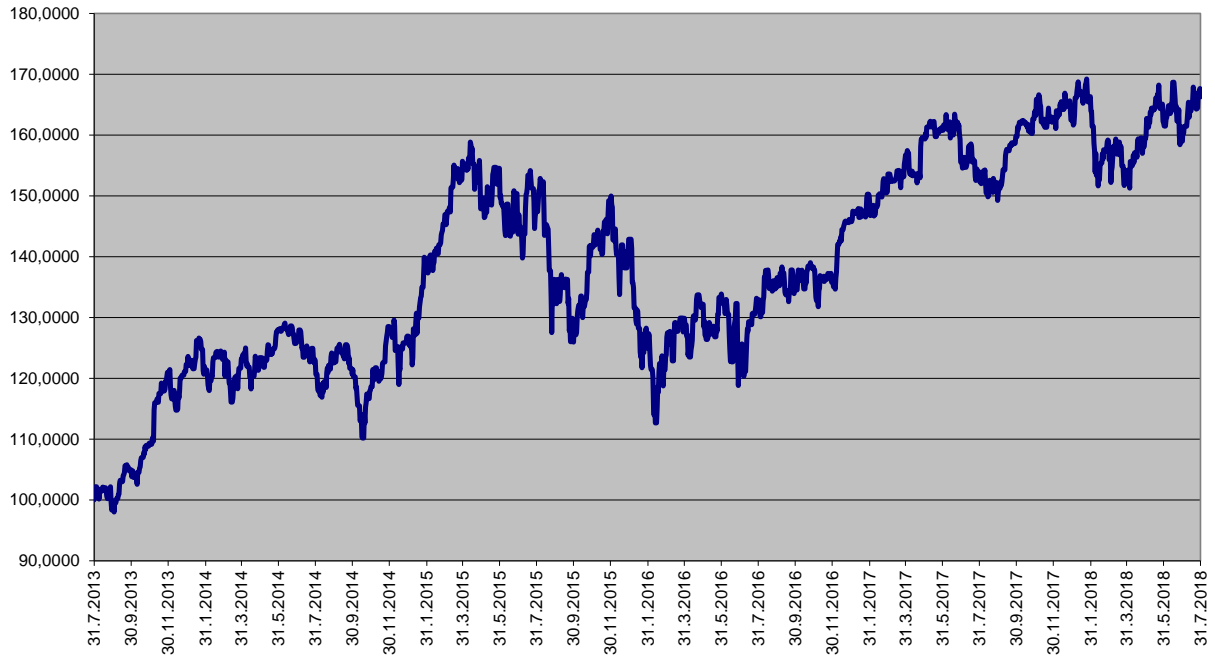
Ceny podílových jednotek
Investiční životní pojištění

Datum	MEAG EuroBalance	Fond MEAG EuroRent	MEAG Proinvest	Dynamická (Conseq)	Strategie Vyvážená (Conseq)	Konzervativní (Conseq)
31.7.2018	134,6426	110,8765	166,2960	156,1346	140,0359	123,7652
30.7.2018	135,0147	111,0960	167,6565	156,6425	140,4639	124,0675
27.7.2018	134,6757	111,1114	166,9623	156,9550	140,6516	124,1756
26.7.2018	134,2050	111,2198	164,4585	156,8471	140,6325	124,1144
25.7.2018	134,5308	111,3128	165,8156	156,4322	140,4813	124,1274
24.7.2018	134,4924	111,6440	164,2881	155,9647	140,2686	124,0676
23.7.2018	135,2293	112,1089	165,2680	155,3359	140,2922	124,2720
20.7.2018	135,6273	112,3670	166,8905	155,3507	140,2418	124,2442
19.7.2018	135,6685	112,5624	167,9134	155,0011	140,1151	124,3089
18.7.2018	134,9156	112,4298	165,8593	155,5205	140,3240	124,3013
17.7.2018	134,7526	112,2547	164,7687	155,1280	140,1567	124,1828
16.7.2018	134,9974	112,3138	164,4032	154,7778	139,9248	124,0834
13.7.2018	135,0113	112,3749	163,9609	155,2906	140,1885	124,1918
12.7.2018	134,4822	112,3866	162,9197	155,0080	140,0460	124,1227
11.7.2018	135,3069	112,3433	165,4175	154,4839	139,8474	124,0577
10.7.2018	134,6153	112,2133	164,0965	155,7714	140,4282	124,1893
9.7.2018	133,8003	112,0026	162,6519	155,5145	140,3763	124,1685
4.7.2018	135,0466	112,6636	161,4595	153,5483	139,6231	124,1887
3.7.2018	134,9862	112,8583	160,3374	153,3958	139,5904	124,1812
2.7.2018	135,4525	112,4961	161,1282	153,0576	139,4478	124,2073
29.6.2018	134,3838	112,4697	159,0005	153,8919	139,8107	124,2340
31.5.2018	133,1882	111,3755	161,9866	156,4299	140,9413	124,4771
30.4.2018	130,6468	111,4649	159,3915	157,3220	141,7685	124,8271
30.3.2018	129,3324	111,0212	152,9017	155,9416	140,8373	124,1144
28.2.2018	130,6904	110,4322	159,2014	159,3887	142,5252	124,6568
31.1.2018	130,9462	109,9974	163,9583	164,3682	144,3460	124,6107
29.12.2017	131,1422	111,7471	162,4929	159,1614	142,5225	125,0261
30.11.2017	131,6883	112,0243	162,6537	157,8869	141,6425	124,7610
31.10.2017	132,6633	112,6464	163,9654	157,9413	142,0777	125,2667
29.9.2017	132,4641	113,5018	159,7533	156,1459	141,7238	125,4044
31.8.2017	129,9924	114,2939	150,4811	154,0968	140,9594	125,4169
31.7.2017	130,0124	113,5503	152,5730	153,5334	140,5483	125,2513
30.6.2017	132,0859	113,9011	155,5641	151,5971	139,7485	125,4015
31.5.2017	136,1149	115,3225	160,9009	152,3110	140,2443	125,8010
28.4.2017	136,2470	117,1657	159,6184	151,5725	139,8177	125,7212
31.3.2017	134,9143	116,0546	156,7290	149,4595	138,8522	125,7848
28.2.2017	133,1473	116,1252	150,5151	147,5343	137,8348	125,5928
31.1.2017	132,1416	115,2928	148,3760	144,3905	135,9312	124,7458
30.12.2016	132,4850	116,0874	145,7698	141,8322	134,9340	125,0333
30.11.2016	127,2029	115,6529	136,3545	139,2420	133,4372	124,3940
31.10.2016	128,6821	118,4931	137,8004	138,8526	133,5137	124,7288
30.9.2016	131,0377	119,2279	134,5494	138,6488	133,3142	124,4277
31.8.2016	132,1168	119,1964	136,5537	138,1610	133,0302	124,3654

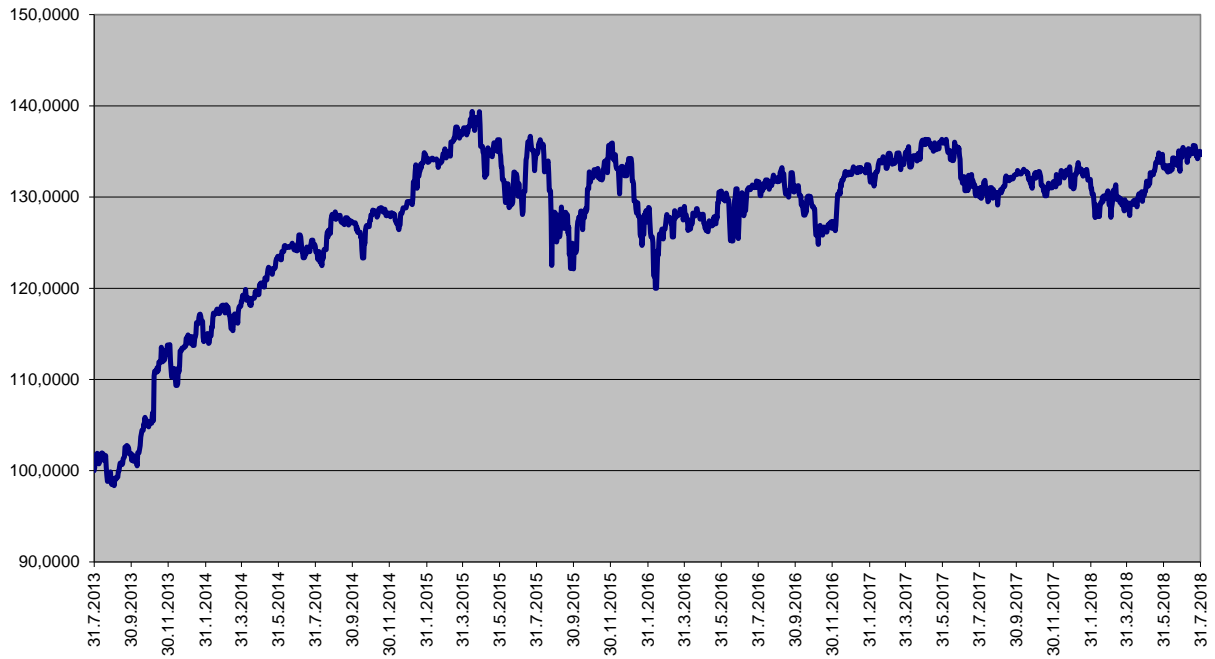
Ceny podílových jednotek
Investiční životní pojištění

Datum	Garantovaný	Garantovaný 2015	Garantovaný 2016
31.7.2018	107,6179	102,4192	101,5035
30.7.2018	107,6138	102,4170	101,5010
27.7.2018	107,6015	102,4103	101,4935
26.7.2018	107,5974	102,4081	101,4910
25.7.2018	107,5933	102,4058	101,4885
24.7.2018	107,5892	102,4036	101,4860
23.7.2018	107,5851	102,4014	101,4835
20.7.2018	107,5728	102,3947	101,4760
19.7.2018	107,5687	102,3924	101,4736
18.7.2018	107,5646	102,3902	101,4711
17.7.2018	107,5605	102,3879	101,4686
16.7.2018	107,5564	102,3857	101,4661
13.7.2018	107,5441	102,3790	101,4586
12.7.2018	107,5400	102,3768	101,4561
11.7.2018	107,5360	102,3745	101,4536
10.7.2018	107,5319	102,3723	101,4511
9.7.2018	107,5278	102,3701	101,4487
4.7.2018	107,5073	102,3589	101,4362
3.7.2018	107,5032	102,3567	101,4337
2.7.2018	107,4991	102,3544	101,4312
29.6.2018	107,4868	102,3477	101,4238
31.5.2018	107,3681	102,2829	101,3516
30.4.2018	107,2414	102,2138	101,2745
30.3.2018	107,1108	102,1424	101,1950
28.2.2018	106,9926	102,0777	101,1229
31.1.2018	106,8785	102,0154	101,0535
29.12.2017	106,7442	101,9419	100,9716
30.11.2017	106,6264	101,8774	100,8998
31.10.2017	106,5046	101,8107	100,8255
29.9.2017	106,3749	101,7396	100,7463
31.8.2017	106,2574	101,6752	100,6747
31.7.2017	106,1321	101,6064	100,5981
30.6.2017	106,0068	101,5377	100,5215
31.5.2017	105,8857	101,4712	100,4476
28.4.2017	105,7527	101,3981	100,3662
31.3.2017	105,6400	101,3361	100,2973
28.2.2017	105,5153	101,2676	100,2210
31.1.2017	105,4029	101,2057	100,1521
30.12.2016	105,2745	101,1350	100,0735
30.11.2016	105,1546	101,0690	100,0000
31.10.2016	105,0348	101,0030	
30.9.2016	104,9112	100,9349	
31.8.2016	104,7917	100,8690	

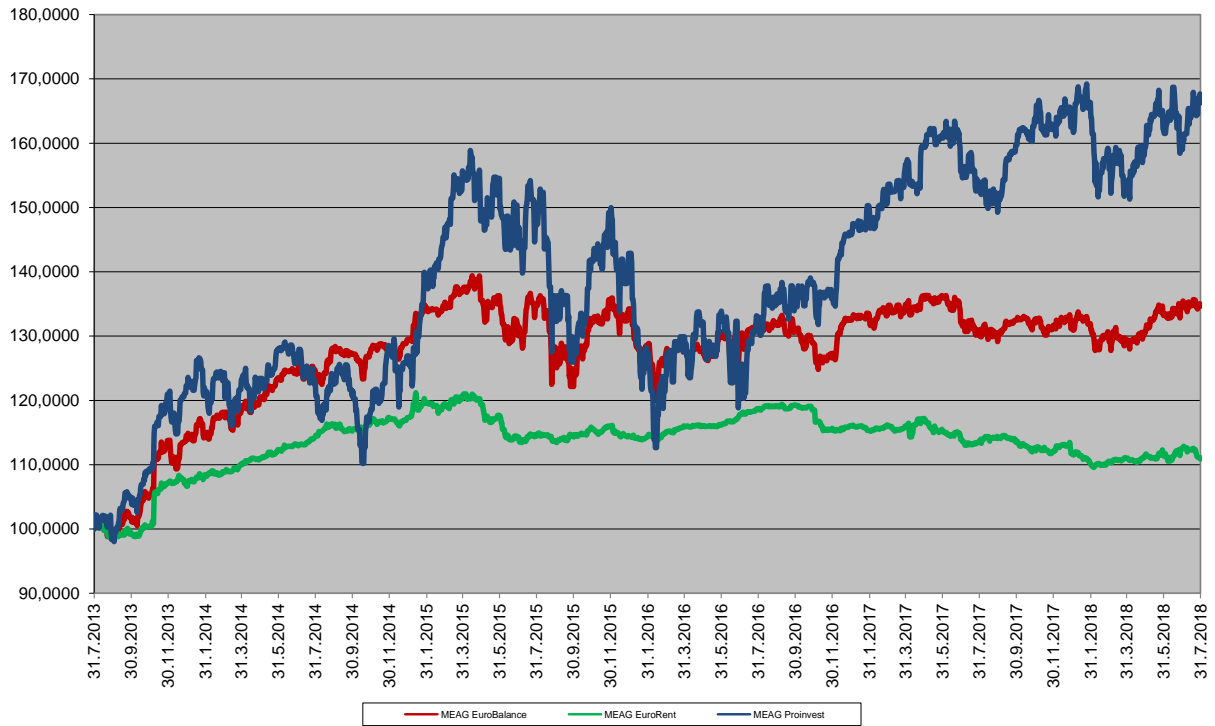
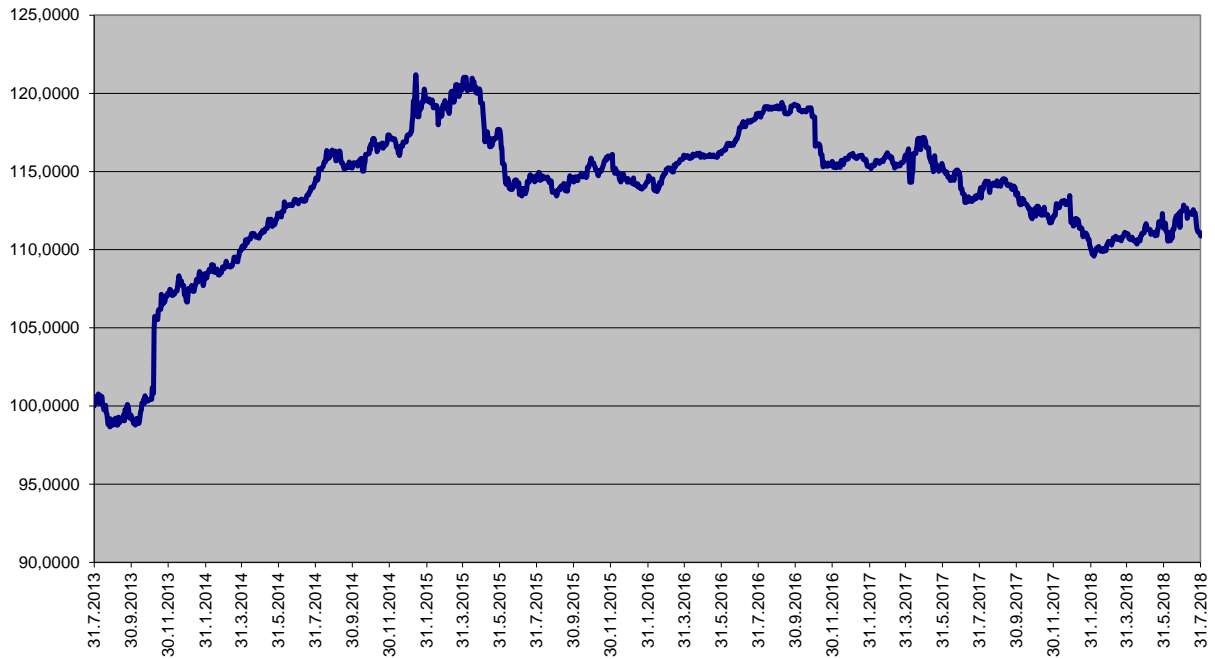
Jednotkový fond MEAG ProInvest



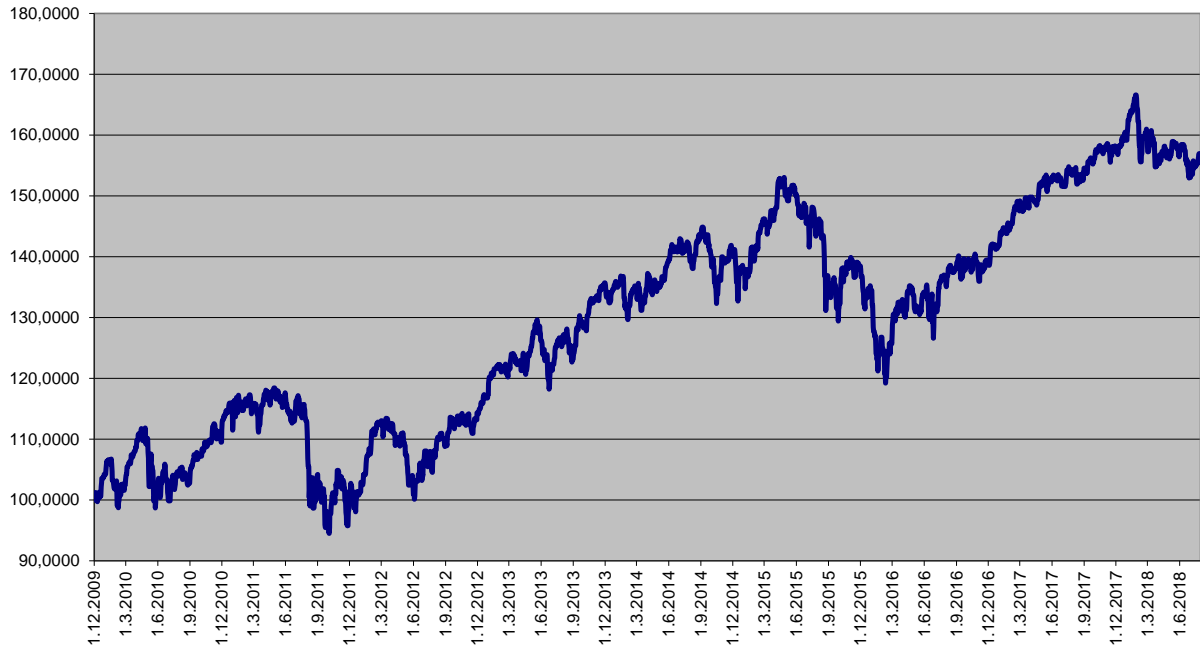
Jednotkový fond MEAG EuroBalance



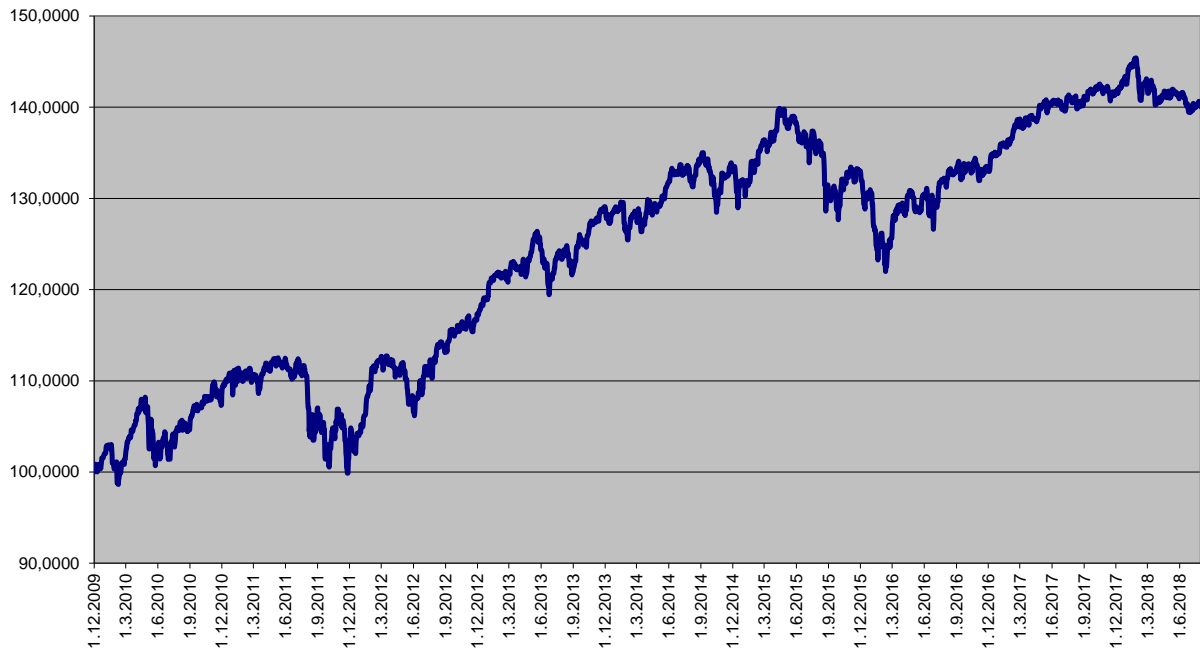
Jednotkový fond MEAG EuroRent



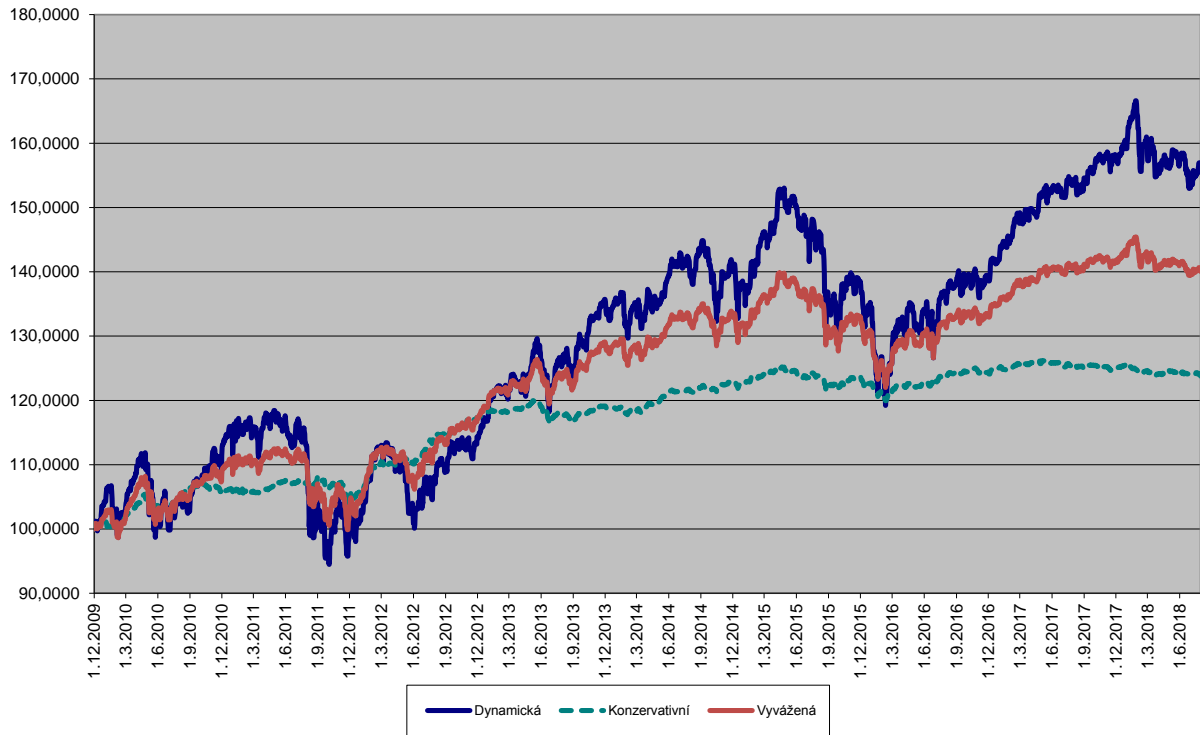
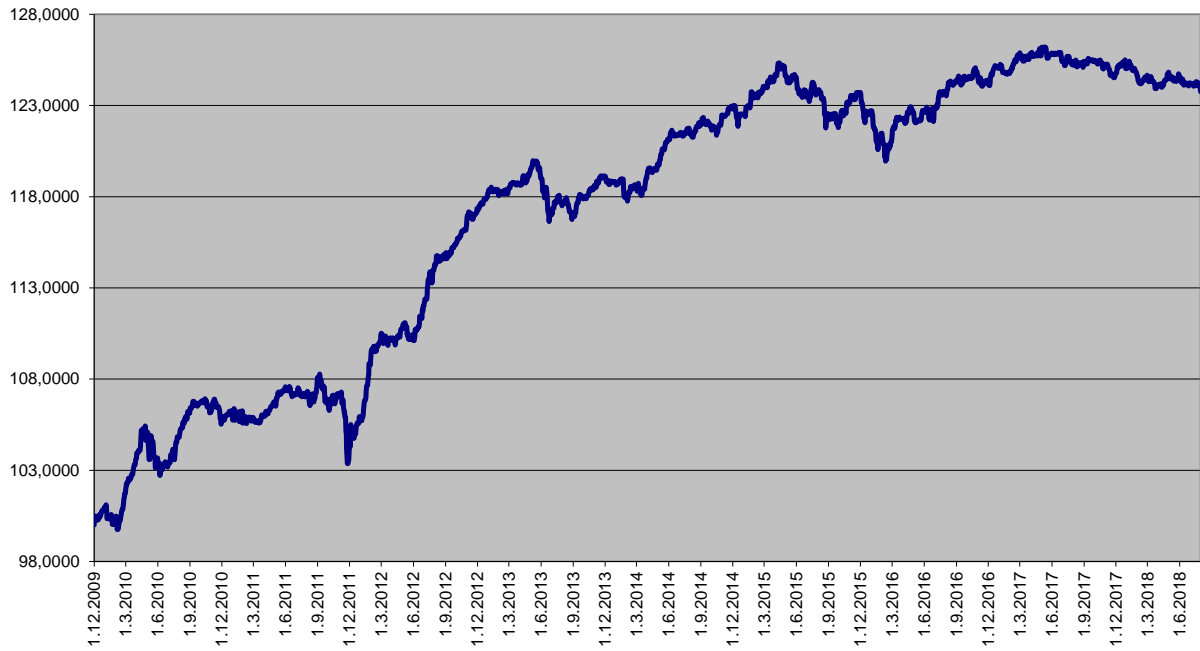
Dynamická strategie



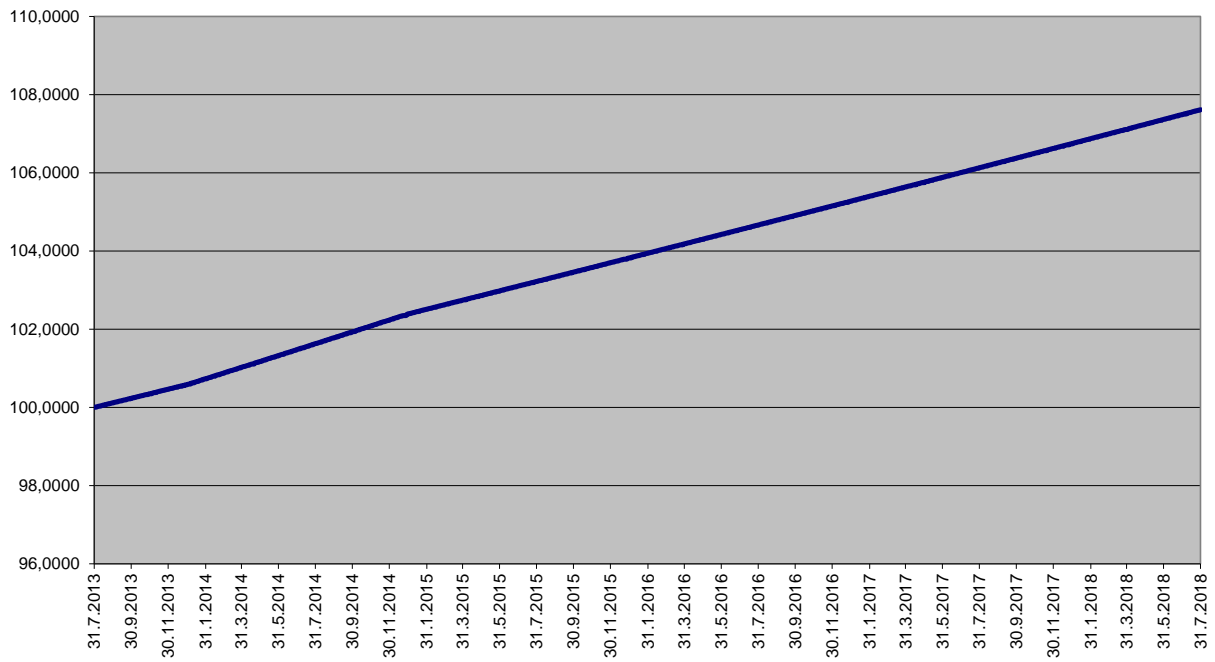
Vyvážená strategie



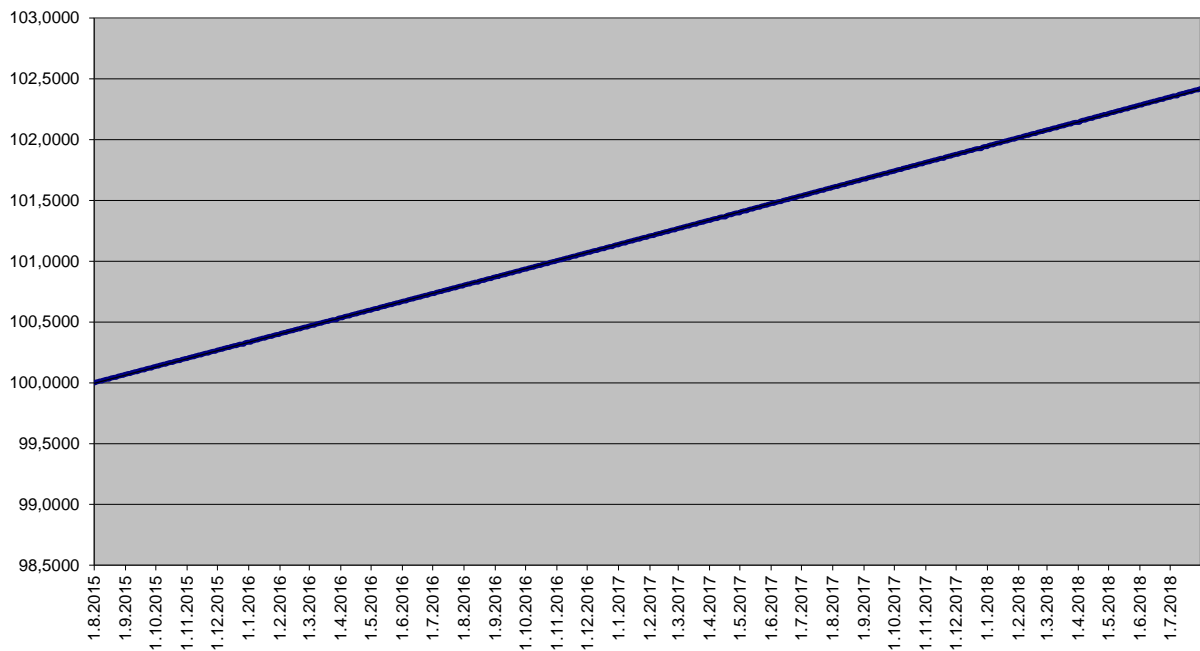
Konzervativní strategie



Garantovaný fond



Garantovaný fond 2015



Garantovaný fond 2016

