

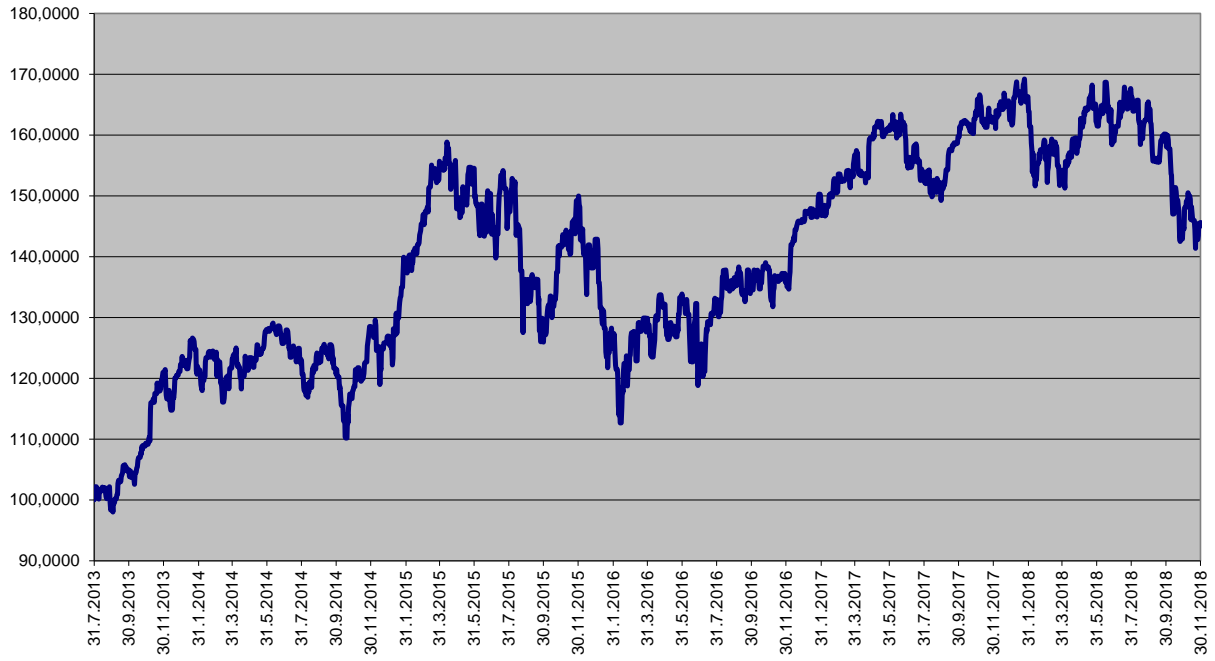
Ceny podílových jednotek
Investiční životní pojištění

Datum	MEAG EuroBalance	Fond MEAG EuroRent	MEAG Proinvest	Dynamická (Conseq)	Strategie Vyvážená (Conseq)	Konzervativní (Conseq)
30.11.2018	128,0769	111,8509	145,6248	148,4310	137,8577	124,8312
29.11.2018	128,0775	111,7813	145,1192	148,3621	137,8554	124,8382
28.11.2018	127,4422	111,6681	144,8693	147,7014	137,4557	124,7891
27.11.2018	127,4415	111,6035	145,5180	146,5680	136,9903	124,7610
26.11.2018	126,6385	111,6625	143,4929	146,4734	136,9261	124,6982
23.11.2018	126,8827	111,7007	142,8263	145,6251	136,5313	124,6245
22.11.2018	127,1758	111,7761	144,1344	145,7858	136,5848	124,5567
21.11.2018	126,5655	111,8191	141,3773	146,0160	136,6454	124,5119
20.11.2018	127,3471	111,9858	144,4107	145,1063	136,2156	124,4342
19.11.2018	128,1041	111,9750	145,9606	146,9622	137,0574	124,5868
16.11.2018	128,0785	112,0929	145,9836	147,6905	137,3856	124,7065
15.11.2018	128,4201	111,8674	147,0807	147,6499	137,4064	124,7852
14.11.2018	129,0554	111,9856	148,2167	147,2356	137,1737	124,7089
13.11.2018	128,5875	111,8237	146,1109	147,3567	137,1302	124,6635
12.11.2018	129,4157	111,8237	149,5053	147,2424	137,1660	124,7555
9.11.2018	129,7804	111,6896	150,0285	148,2820	137,5385	124,6523
8.11.2018	129,4086	111,5117	150,5070	149,2917	137,9340	124,5941
7.11.2018	128,6789	111,4902	148,5815	149,5809	138,0376	124,4887
6.11.2018	128,4794	111,3711	148,3051	148,1718	137,3823	124,4172
5.11.2018	128,5534	111,3768	149,1471	148,1856	137,4123	124,4776
2.11.2018	128,2785	111,0967	148,0793	147,9215	137,0348	124,1545
1.11.2018	127,0747	111,5061	144,5801	146,5130	136,2957	123,9640
31.10.2018	127,2957	111,7000	144,8315	145,7144	135,9558	123,9823
27.9.2018	134,3540	110,9282	160,1965	154,6133	138,7650	123,1159
31.8.2018	134,7244	111,0889	164,2544	153,9840	137,8385	122,3698
31.7.2018	134,6426	110,8765	166,2960	156,1346	140,0359	123,7652
29.6.2018	134,3838	112,4697	159,0005	153,8919	139,8107	124,2340
31.5.2018	133,1882	111,3755	161,9866	156,4299	140,9413	124,4771
30.4.2018	130,6468	111,4649	159,3915	157,3220	141,7685	124,8271
30.3.2018	129,3324	111,0212	152,9017	155,9416	140,8373	124,1144
28.2.2018	130,6904	110,4322	159,2014	159,3887	142,5252	124,6568
31.1.2018	130,9462	109,9974	163,9583	164,3682	144,3460	124,6107
29.12.2017	131,1422	111,7471	162,4929	159,1614	142,5225	125,0261
30.11.2017	131,6883	112,0243	162,6537	157,8869	141,6425	124,7610
31.10.2017	132,6633	112,6464	163,9654	157,9413	142,0777	125,2667
29.9.2017	132,4641	113,5018	159,7533	156,1459	141,7238	125,4044
31.8.2017	129,9924	114,2939	150,4811	154,0968	140,9594	125,4169
31.7.2017	130,0124	113,5503	152,5730	153,5334	140,5483	125,2513
30.6.2017	132,0859	113,9011	155,5641	151,5971	139,7485	125,4015
31.5.2017	136,1149	115,3225	160,9009	152,3110	140,2443	125,8010
28.4.2017	136,2470	117,1657	159,6184	151,5725	139,8177	125,7212
31.3.2017	134,9143	116,0546	156,7290	149,4595	138,8522	125,7848
28.2.2017	133,1473	116,1252	150,5151	147,5343	137,8348	125,5928
31.1.2017	132,1416	115,2928	148,3760	144,3905	135,9312	124,7458
30.12.2016	132,4850	116,0874	145,7698	141,8322	134,9340	125,0333

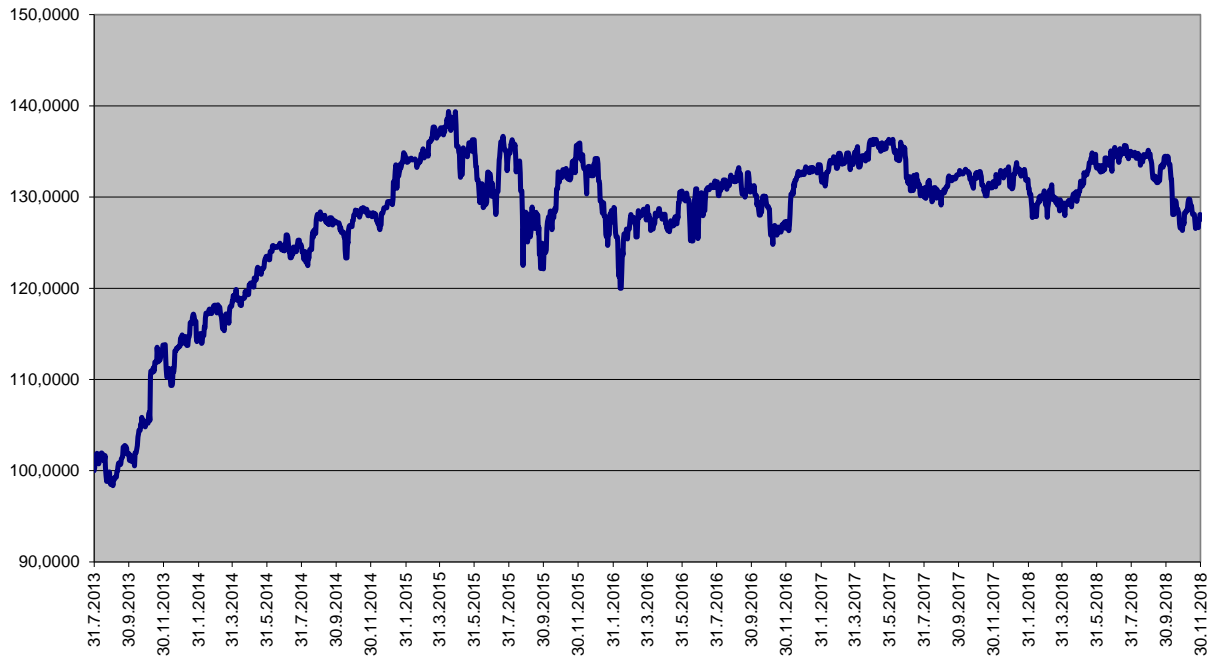
Ceny podílových jednotek
Investiční životní pojištění

Datum	Garantovaný	Garantovaný 2015	Garantovaný 2016
30.11.2018	108,1192	102,6924	101,8079
29.11.2018	108,1150	102,6901	101,8054
28.11.2018	108,1109	102,6879	101,8029
27.11.2018	108,1068	102,6857	101,8004
26.11.2018	108,1027	102,6834	101,7979
23.11.2018	108,0903	102,6767	101,7904
22.11.2018	108,0862	102,6745	101,7879
21.11.2018	108,0821	102,6722	101,7854
20.11.2018	108,0780	102,6700	101,7829
19.11.2018	108,0739	102,6677	101,7804
16.11.2018	108,0615	102,6610	101,7729
15.11.2018	108,0574	102,6588	101,7704
14.11.2018	108,0533	102,6565	101,7679
13.11.2018	108,0492	102,6543	101,7654
12.11.2018	108,0451	102,6520	101,7629
9.11.2018	108,0327	102,6453	101,7554
8.11.2018	108,0286	102,6431	101,7529
7.11.2018	108,0245	102,6408	101,7504
6.11.2018	108,0204	102,6386	101,7479
5.11.2018	108,0163	102,6364	101,7454
2.11.2018	108,0039	102,6296	101,7379
1.11.2018	107,9998	102,6274	101,7354
31.10.2018	107,9957	102,6252	101,7329
27.9.2018	107,8559	102,5490	101,6481
31.8.2018	107,7451	102,4886	101,5807
31.7.2018	107,6179	102,4192	101,5035
29.6.2018	107,4868	102,3477	101,4238
31.5.2018	107,3681	102,2829	101,3516
30.4.2018	107,2414	102,2138	101,2745
30.3.2018	107,1108	102,1424	101,1950
28.2.2018	106,9926	102,0777	101,1229
31.1.2018	106,8785	102,0154	101,0535
29.12.2017	106,7442	101,9419	100,9716
30.11.2017	106,6264	101,8774	100,8998
31.10.2017	106,5046	101,8107	100,8255
29.9.2017	106,3749	101,7396	100,7463
31.8.2017	106,2574	101,6752	100,6747
31.7.2017	106,1321	101,6064	100,5981
30.6.2017	106,0068	101,5377	100,5215
31.5.2017	105,8857	101,4712	100,4476
28.4.2017	105,7527	101,3981	100,3662
31.3.2017	105,6400	101,3361	100,2973
28.2.2017	105,5153	101,2676	100,2210
31.1.2017	105,4029	101,2057	100,1521
30.12.2016	105,2745	101,1350	100,0735

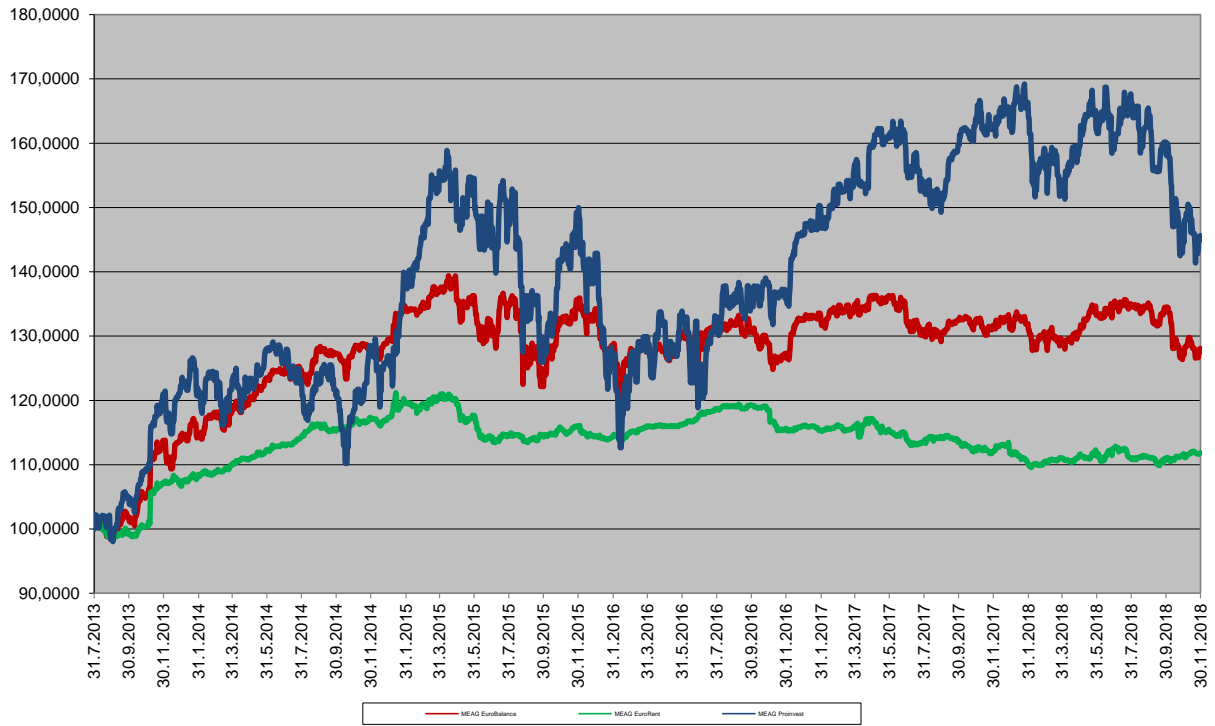
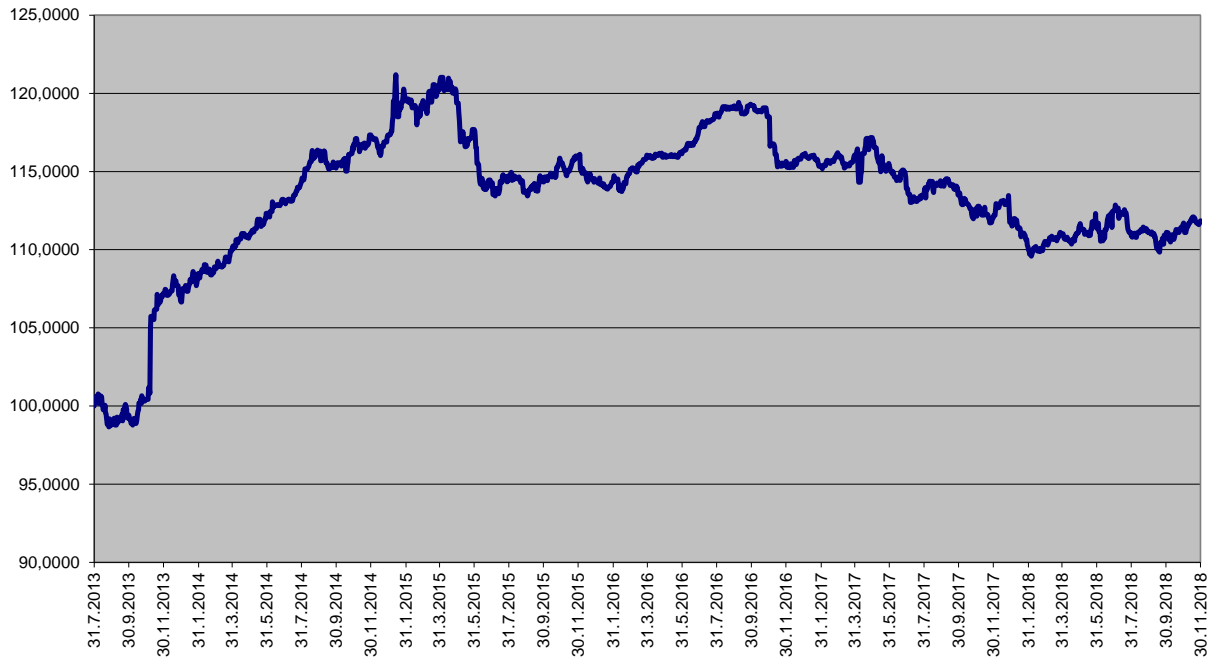
Jednotkový fond MEAG ProInvest



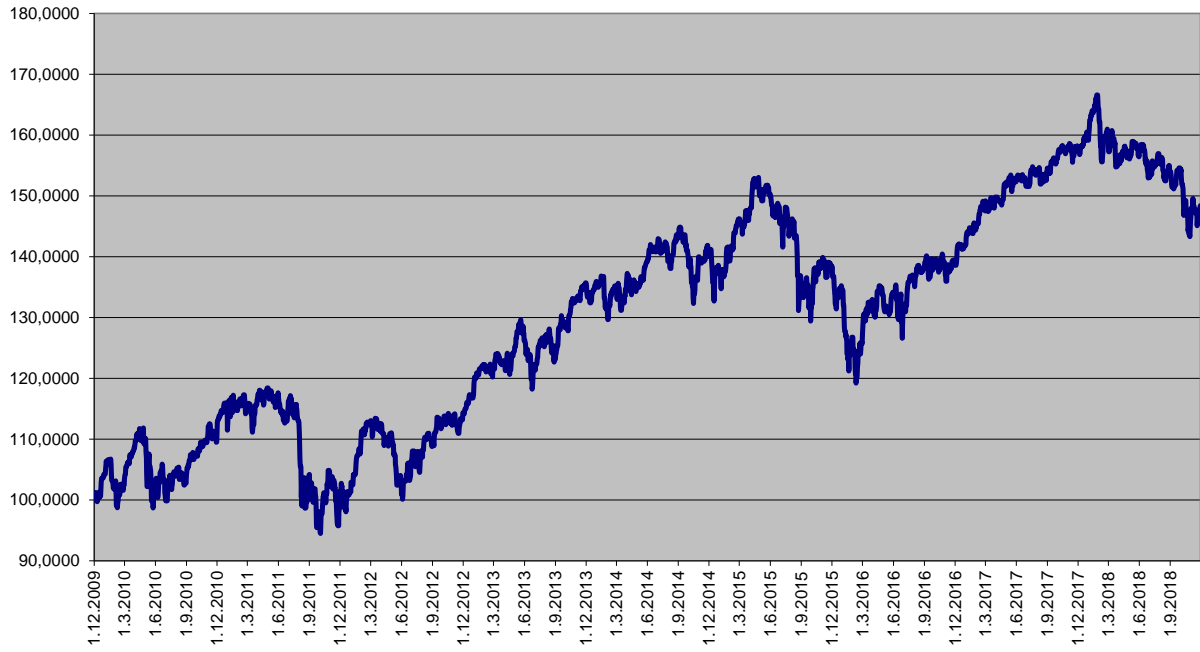
Jednotkový fond MEAG EuroBalance



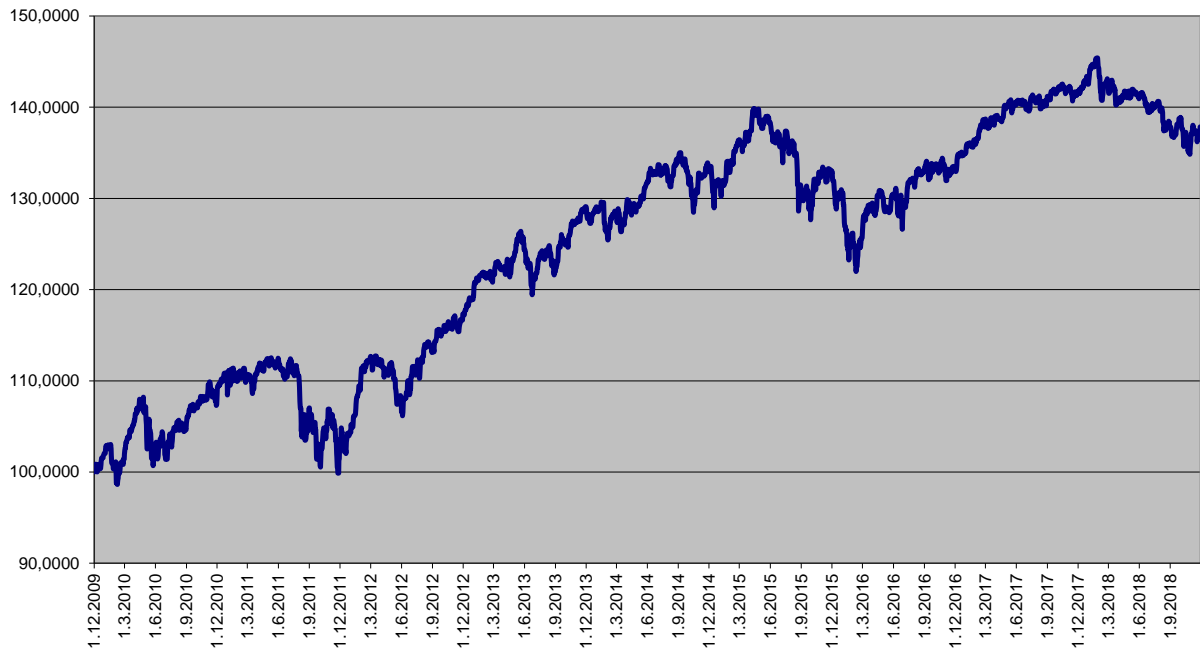
Jednotkový fond MEAG EuroRent



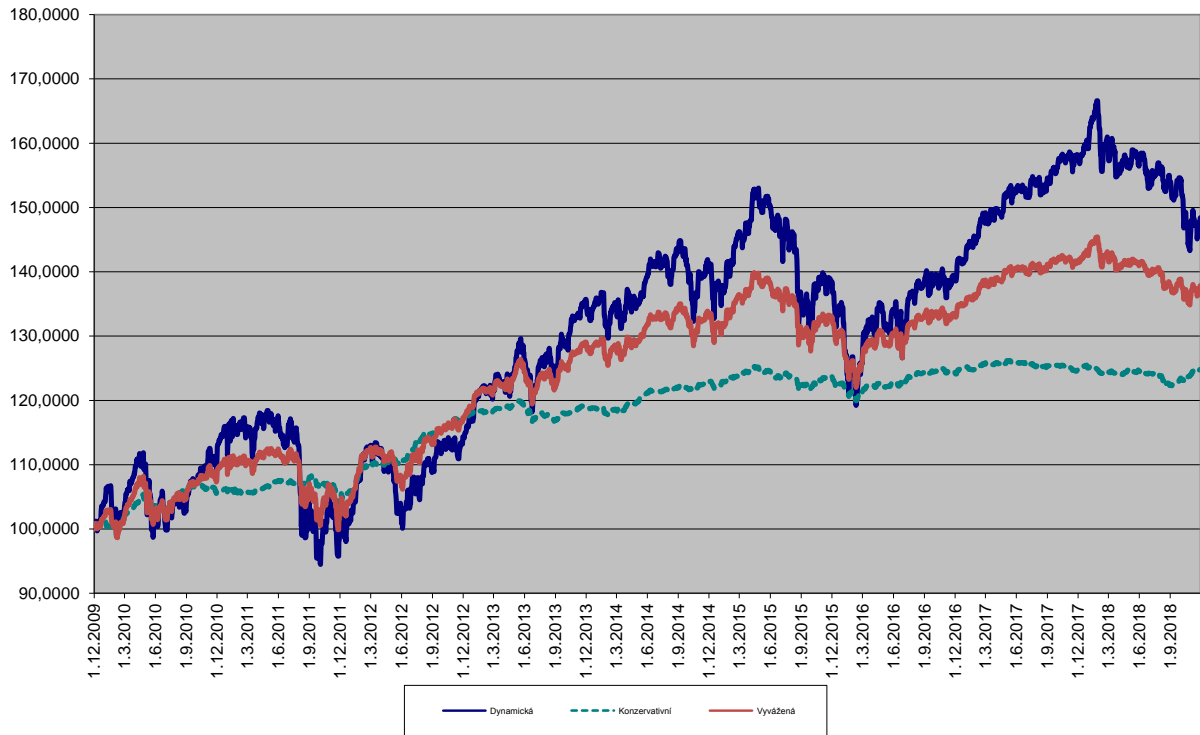
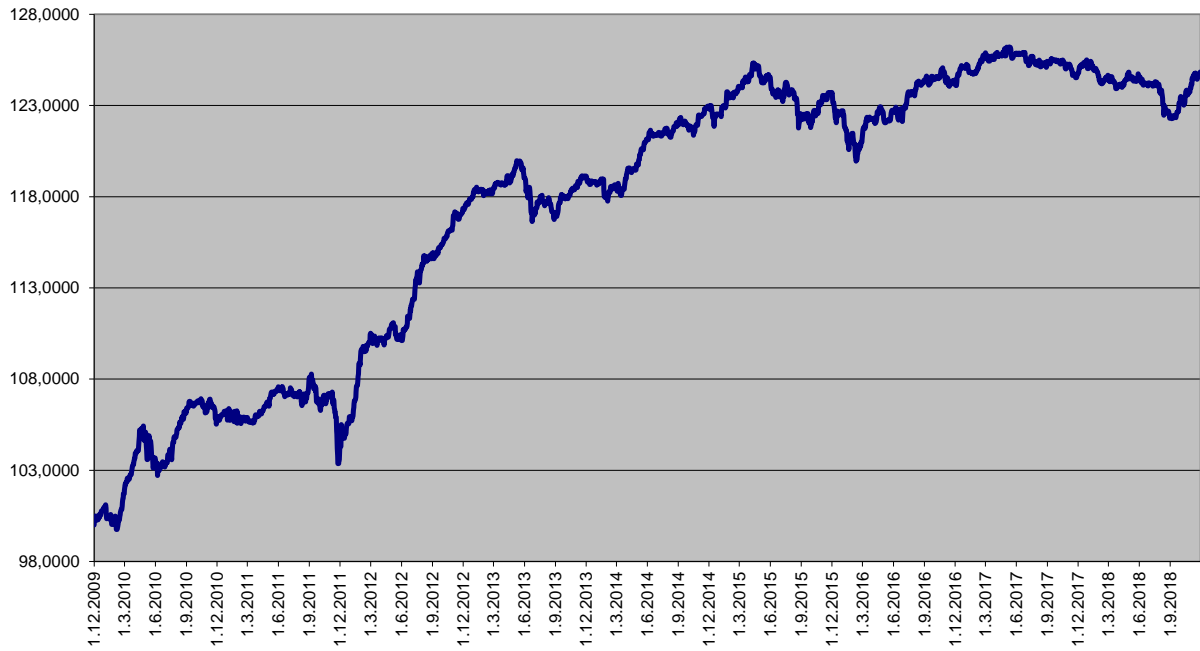
Dynamická strategie



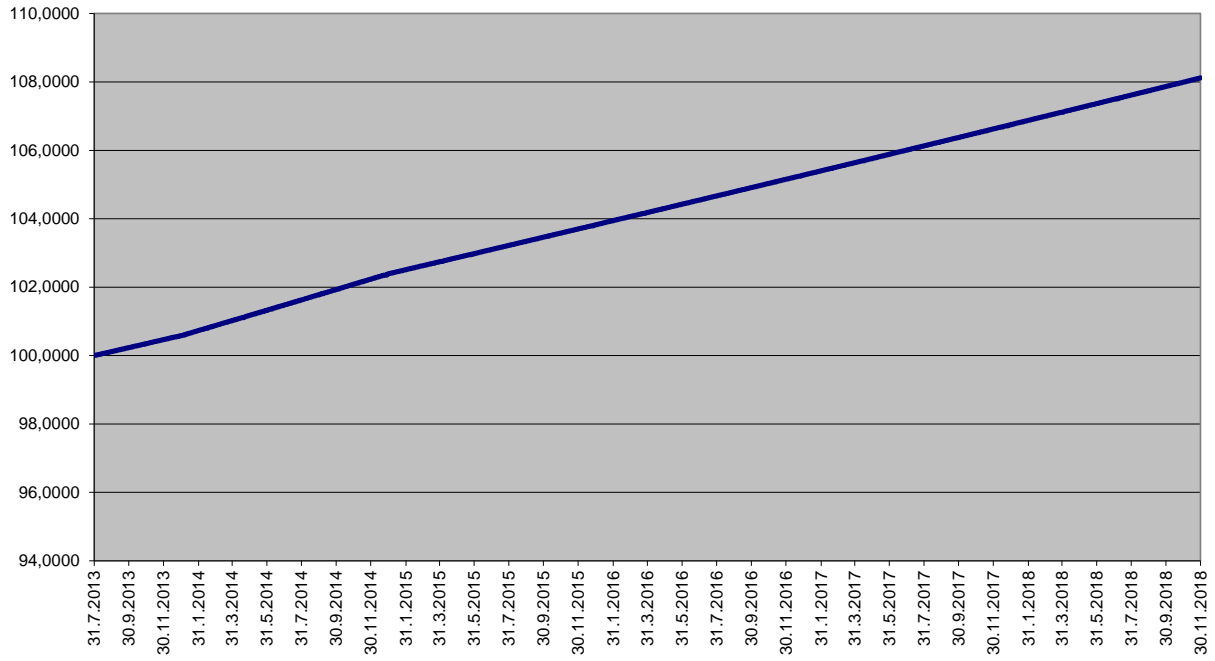
Vyvážená strategie



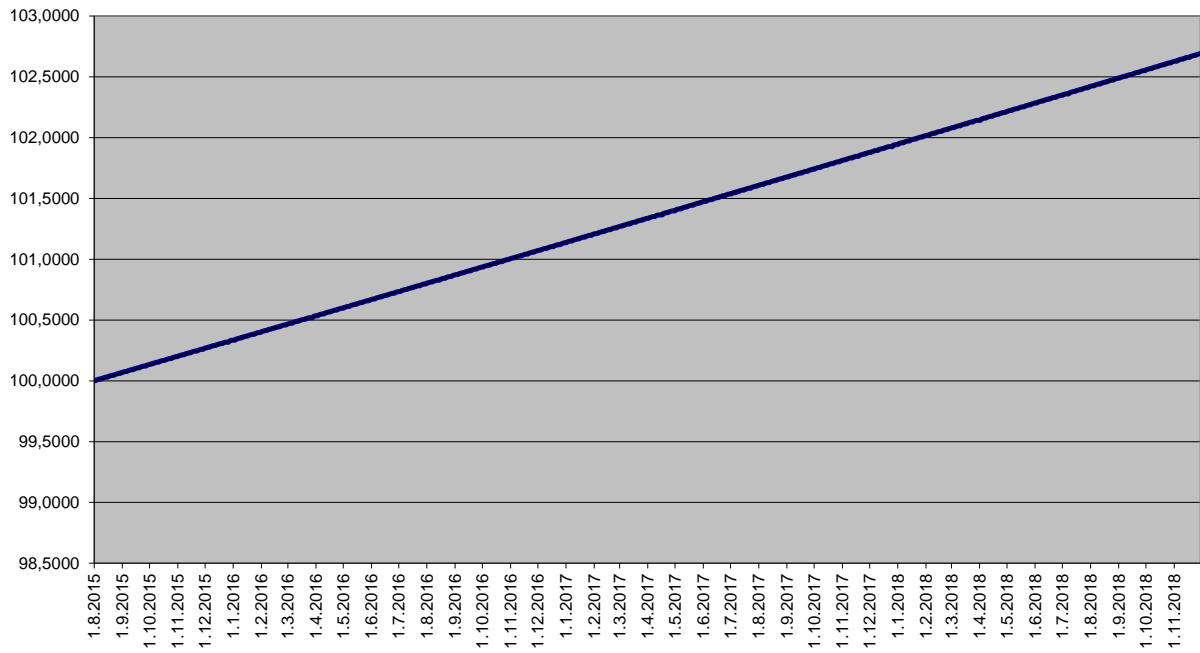
Konzervativní strategie



Garantovaný fond



Garantovaný fond 2015



Garantovaný fond 2016

