

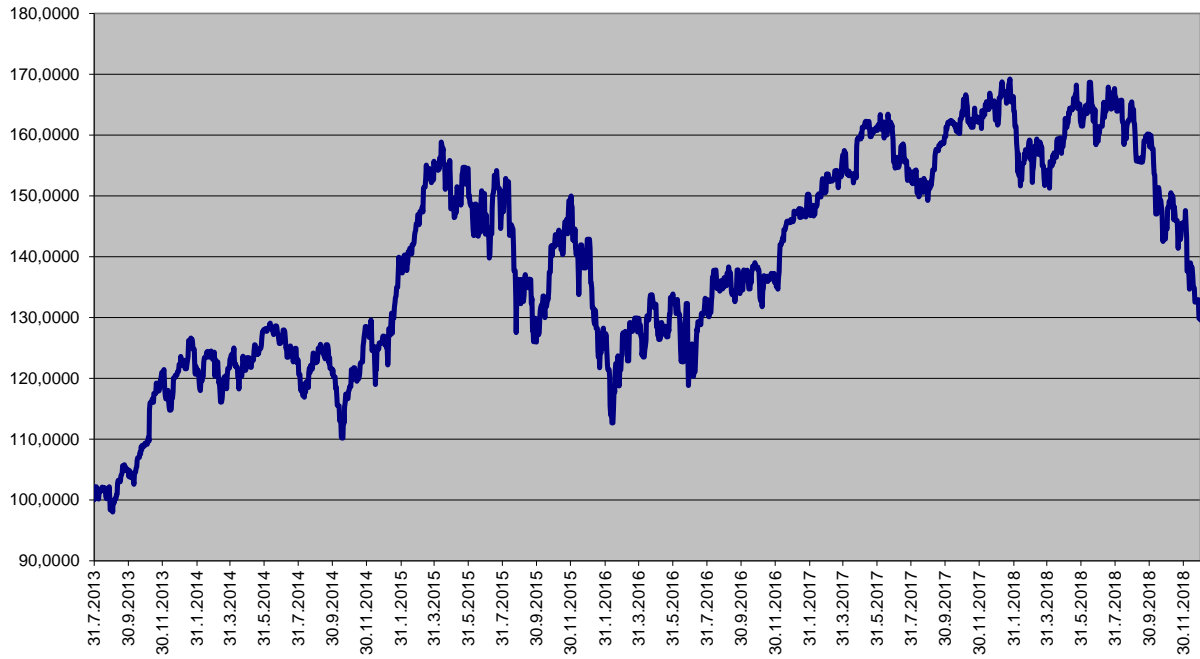
Ceny podílových jednotek  
Investiční životní pojištění

| Datum      | MEAG<br>EuroBalance | Fond<br>MEAG<br>EuroRent | MEAG<br>Proinvest | Dynamická<br>(Conseq) | Strategie<br>Vyvážená<br>(Conseq) | Konzervativní<br>(Conseq) |
|------------|---------------------|--------------------------|-------------------|-----------------------|-----------------------------------|---------------------------|
| 31.12.2018 | 121,6517            | 111,2690                 | 129,5847          | 139,9322              | 133,8027                          | 124,0372                  |
| 28.12.2018 | 121,9118            | 111,5069                 | 129,8618          | 139,3757              | 133,5969                          | 124,0290                  |
| 27.12.2018 | 123,1643            | 111,7407                 | 132,9466          | 138,6649              | 133,3166                          | 124,1041                  |
| 21.12.2018 | 123,2619            | 111,7939                 | 132,5391          | 138,7436              | 133,3430                          | 124,0589                  |
| 20.12.2018 | 123,6314            | 111,3086                 | 134,8594          | 139,5765              | 133,6508                          | 124,0153                  |
| 19.12.2018 | 123,4621            | 111,2341                 | 134,9138          | 141,0162              | 134,2606                          | 124,1358                  |
| 18.12.2018 | 123,7767            | 111,1753                 | 135,0234          | 141,5344              | 134,4337                          | 124,1314                  |
| 17.12.2018 | 125,0105            | 111,3695                 | 136,9826          | 142,0678              | 134,7192                          | 124,2468                  |
| 14.12.2018 | 125,6887            | 111,2733                 | 138,2437          | 143,1583              | 135,1933                          | 124,3361                  |
| 13.12.2018 | 125,9320            | 111,3869                 | 138,9943          | 144,1657              | 135,6594                          | 124,3388                  |
| 12.12.2018 | 125,3497            | 111,5004                 | 136,8526          | 144,2926              | 135,7647                          | 124,4187                  |
| 11.12.2018 | 124,9130            | 111,4142                 | 134,6635          | 142,9763              | 135,1321                          | 124,2611                  |
| 10.12.2018 | 125,4712            | 111,5004                 | 137,1143          | 142,6890              | 135,0491                          | 124,2408                  |
| 7.12.2018  | 125,6411            | 111,5105                 | 137,6121          | 144,5534              | 135,9108                          | 124,4148                  |
| 6.12.2018  | 127,1484            | 111,6831                 | 143,1100          | 145,1638              | 136,2136                          | 124,4899                  |
| 5.12.2018  | 127,8287            | 111,6990                 | 145,3585          | 147,4838              | 137,2901                          | 124,6784                  |
| 4.12.2018  | 128,5838            | 111,6888                 | 147,5847          | 148,0915              | 137,5292                          | 124,6283                  |
| 3.12.2018  | 128,0259            | 111,7000                 | 144,7953          | 149,8251              | 138,4308                          | 124,9219                  |
| 30.11.2018 | 128,0769            | 111,8509                 | 145,6248          | 148,4310              | 137,8577                          | 124,8312                  |
| 31.10.2018 | 127,2957            | 111,7000                 | 144,8315          | 145,7144              | 135,9558                          | 123,9823                  |
| 27.9.2018  | 134,3540            | 110,9282                 | 160,1965          | 154,6133              | 138,7650                          | 123,1159                  |
| 31.8.2018  | 134,7244            | 111,0889                 | 164,2544          | 153,9840              | 137,8385                          | 122,3698                  |
| 31.7.2018  | 134,6426            | 110,8765                 | 166,2960          | 156,1346              | 140,0359                          | 123,7652                  |
| 29.6.2018  | 134,3838            | 112,4697                 | 159,0005          | 153,8919              | 139,8107                          | 124,2340                  |
| 31.5.2018  | 133,1882            | 111,3755                 | 161,9866          | 156,4299              | 140,9413                          | 124,4771                  |
| 30.4.2018  | 130,6468            | 111,4649                 | 159,3915          | 157,3220              | 141,7685                          | 124,8271                  |
| 30.3.2018  | 129,3324            | 111,0212                 | 152,9017          | 155,9416              | 140,8373                          | 124,1144                  |
| 28.2.2018  | 130,6904            | 110,4322                 | 159,2014          | 159,3887              | 142,5252                          | 124,6568                  |
| 31.1.2018  | 130,9462            | 109,9974                 | 163,9583          | 164,3682              | 144,3460                          | 124,6107                  |
| 29.12.2017 | 131,1422            | 111,7471                 | 162,4929          | 159,1614              | 142,5225                          | 125,0261                  |
| 30.11.2017 | 131,6883            | 112,0243                 | 162,6537          | 157,8869              | 141,6425                          | 124,7610                  |
| 31.10.2017 | 132,6633            | 112,6464                 | 163,9654          | 157,9413              | 142,0777                          | 125,2667                  |
| 29.9.2017  | 132,4641            | 113,5018                 | 159,7533          | 156,1459              | 141,7238                          | 125,4044                  |
| 31.8.2017  | 129,9924            | 114,2939                 | 150,4811          | 154,0968              | 140,9594                          | 125,4169                  |
| 31.7.2017  | 130,0124            | 113,5503                 | 152,5730          | 153,5334              | 140,5483                          | 125,2513                  |
| 30.6.2017  | 132,0859            | 113,9011                 | 155,5641          | 151,5971              | 139,7485                          | 125,4015                  |
| 31.5.2017  | 136,1149            | 115,3225                 | 160,9009          | 152,3110              | 140,2443                          | 125,8010                  |
| 28.4.2017  | 136,2470            | 117,1657                 | 159,6184          | 151,5725              | 139,8177                          | 125,7212                  |
| 31.3.2017  | 134,9143            | 116,0546                 | 156,7290          | 149,4595              | 138,8522                          | 125,7848                  |
| 28.2.2017  | 133,1473            | 116,1252                 | 150,5151          | 147,5343              | 137,8348                          | 125,5928                  |
| 31.1.2017  | 132,1416            | 115,2928                 | 148,3760          | 144,3905              | 135,9312                          | 124,7458                  |

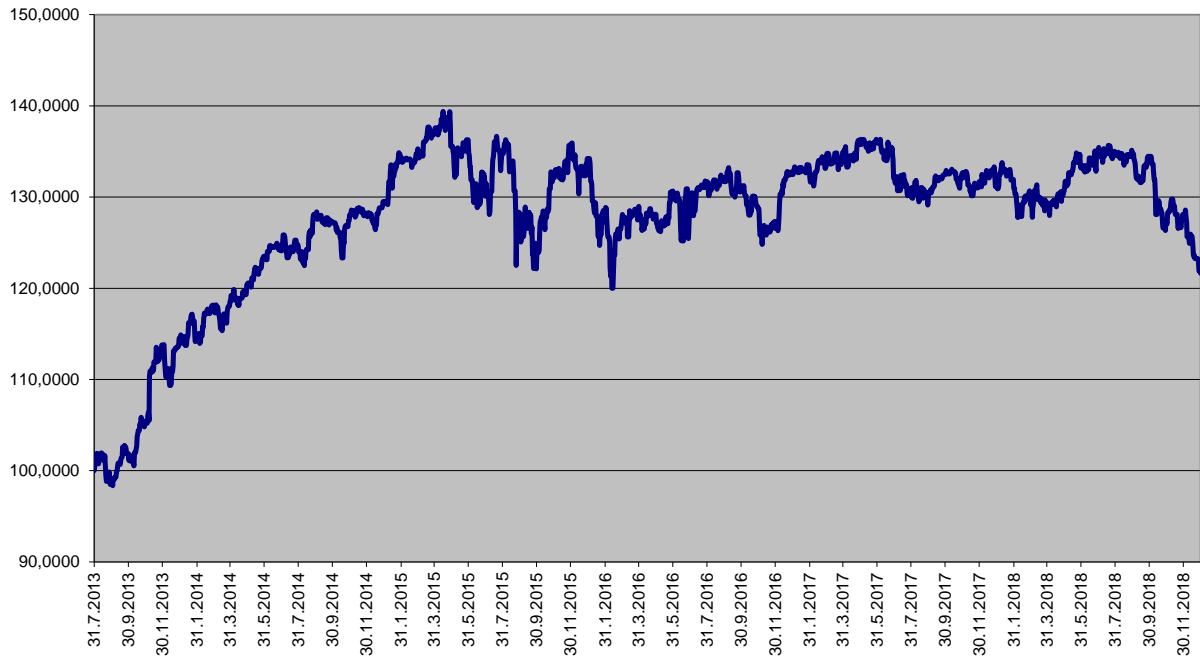
Ceny podílových jednotek  
**Investiční životní pojištění**

| Datum      | Garantovaný | Garantovaný<br>2015 | Garantovaný<br>2016 |
|------------|-------------|---------------------|---------------------|
| 31.12.2018 | 108,2469    | 102,7619            | 101,8854            |
| 28.12.2018 | 108,2345    | 102,7552            | 101,8779            |
| 27.12.2018 | 108,2304    | 102,7529            | 101,8754            |
| 21.12.2018 | 108,2057    | 102,7395            | 101,8604            |
| 20.12.2018 | 108,2016    | 102,7372            | 101,8579            |
| 19.12.2018 | 108,1974    | 102,7350            | 101,8554            |
| 18.12.2018 | 108,1933    | 102,7327            | 101,8529            |
| 17.12.2018 | 108,1892    | 102,7305            | 101,8504            |
| 14.12.2018 | 108,1768    | 102,7238            | 101,8429            |
| 13.12.2018 | 108,1727    | 102,7215            | 101,8404            |
| 12.12.2018 | 108,1686    | 102,7193            | 101,8379            |
| 11.12.2018 | 108,1645    | 102,7170            | 101,8354            |
| 10.12.2018 | 108,1604    | 102,7148            | 101,8329            |
| 7.12.2018  | 108,1480    | 102,7081            | 101,8254            |
| 6.12.2018  | 108,1439    | 102,7058            | 101,8229            |
| 5.12.2018  | 108,1398    | 102,7036            | 101,8204            |
| 4.12.2018  | 108,1356    | 102,7014            | 101,8179            |
| 3.12.2018  | 108,1315    | 102,6991            | 101,8154            |
| 30.11.2018 | 108,1192    | 102,6924            | 101,8079            |
| 31.10.2018 | 107,9957    | 102,6252            | 101,7329            |
| 27.9.2018  | 107,8559    | 102,5490            | 101,6481            |
| 31.8.2018  | 107,7451    | 102,4886            | 101,5807            |
| 31.7.2018  | 107,6179    | 102,4192            | 101,5035            |
| 29.6.2018  | 107,4868    | 102,3477            | 101,4238            |
| 31.5.2018  | 107,3681    | 102,2829            | 101,3516            |
| 30.4.2018  | 107,2414    | 102,2138            | 101,2745            |
| 30.3.2018  | 107,1108    | 102,1424            | 101,1950            |
| 28.2.2018  | 106,9926    | 102,0777            | 101,1229            |
| 31.1.2018  | 106,8785    | 102,0154            | 101,0535            |
| 29.12.2017 | 106,7442    | 101,9419            | 100,9716            |
| 30.11.2017 | 106,6264    | 101,8774            | 100,8998            |
| 31.10.2017 | 106,5046    | 101,8107            | 100,8255            |
| 29.9.2017  | 106,3749    | 101,7396            | 100,7463            |
| 31.8.2017  | 106,2574    | 101,6752            | 100,6747            |
| 31.7.2017  | 106,1321    | 101,6064            | 100,5981            |
| 30.6.2017  | 106,0068    | 101,5377            | 100,5215            |
| 31.5.2017  | 105,8857    | 101,4712            | 100,4476            |
| 28.4.2017  | 105,7527    | 101,3981            | 100,3662            |
| 31.3.2017  | 105,6400    | 101,3361            | 100,2973            |
| 28.2.2017  | 105,5153    | 101,2676            | 100,2210            |
| 31.1.2017  | 105,4029    | 101,2057            | 100,1521            |

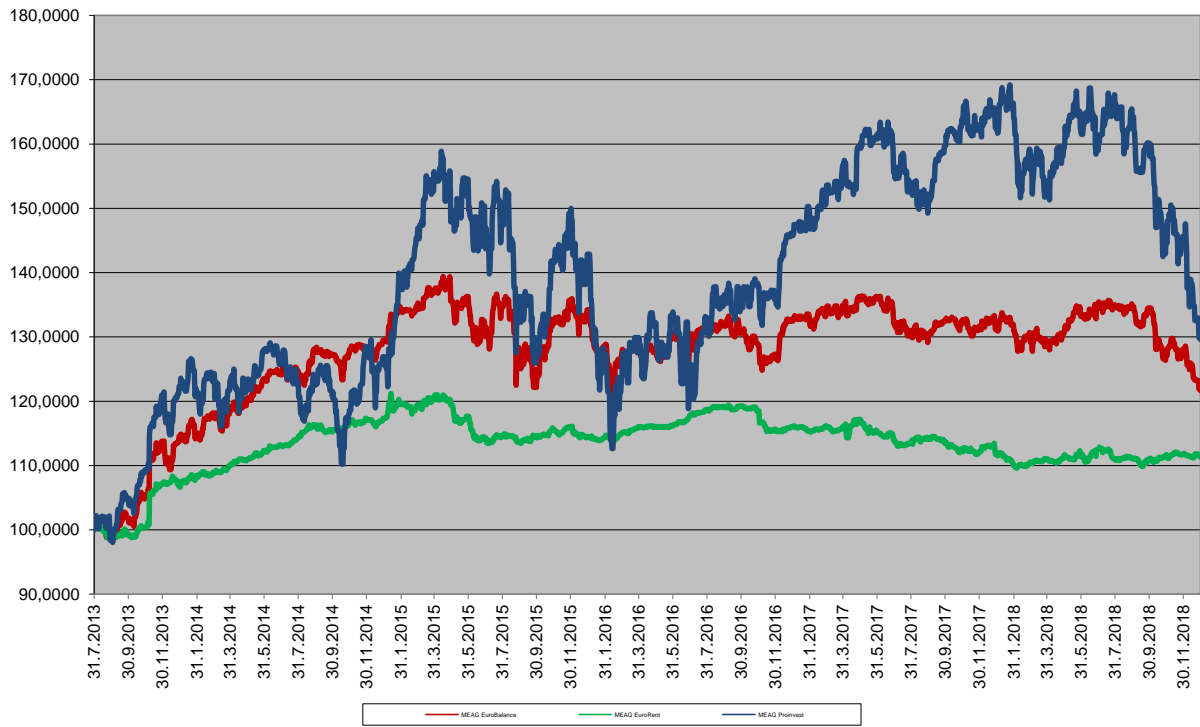
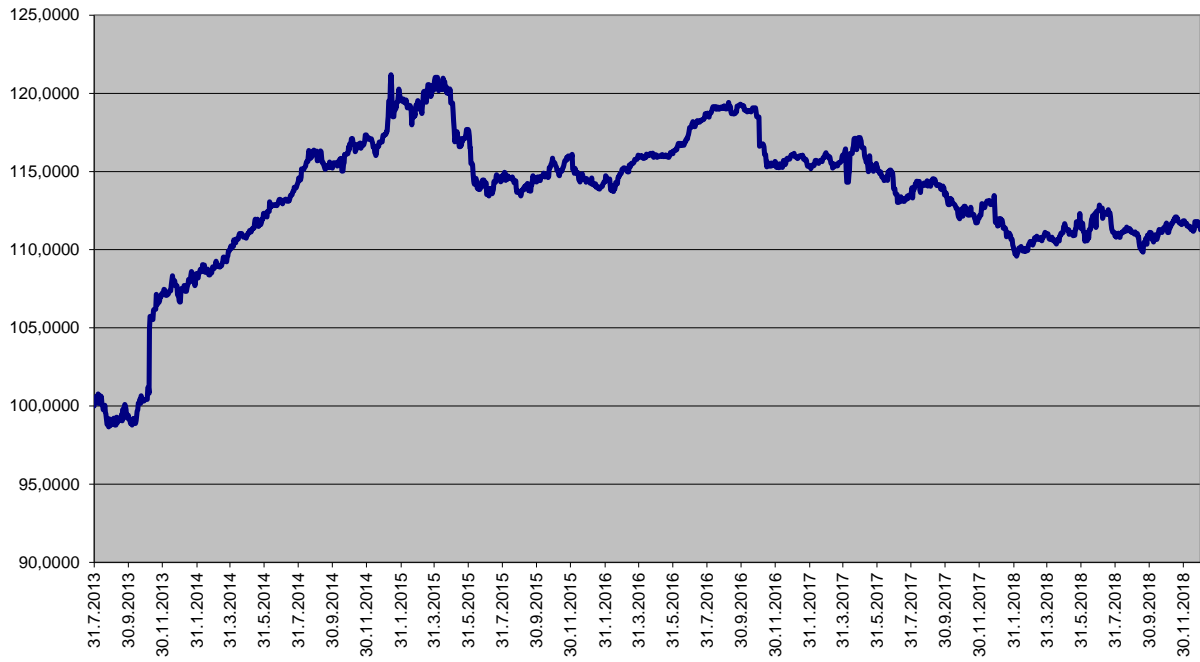
### Jednotkový fond MEAG ProInvest



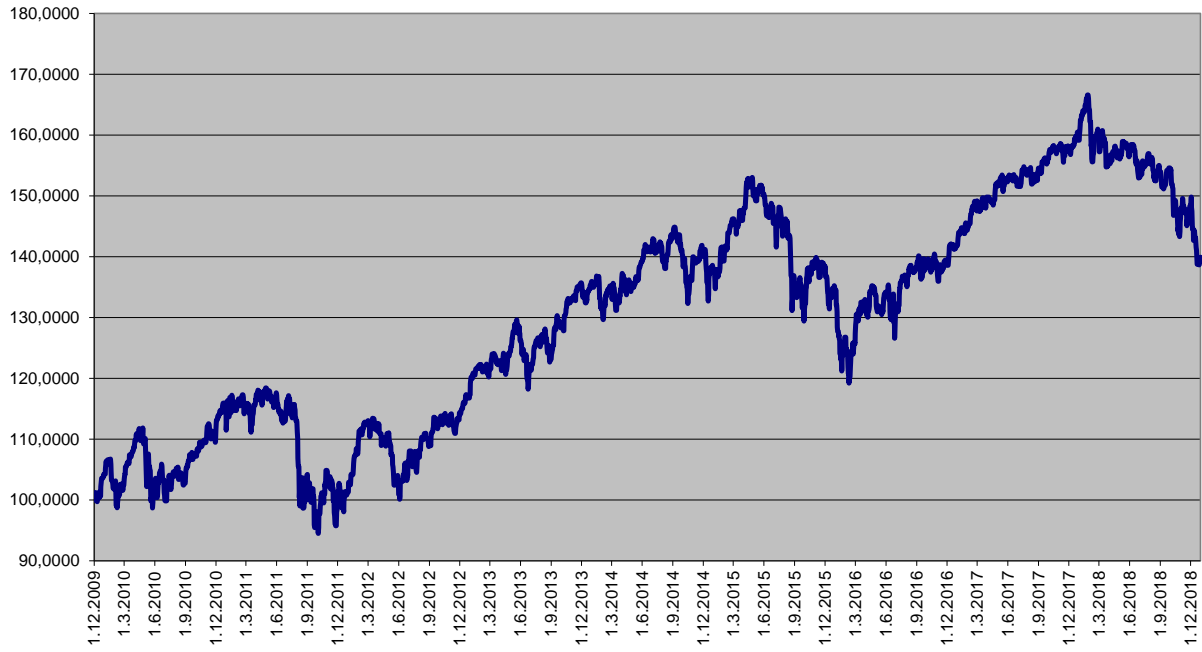
### Jednotkový fond MEAG EuroBalance



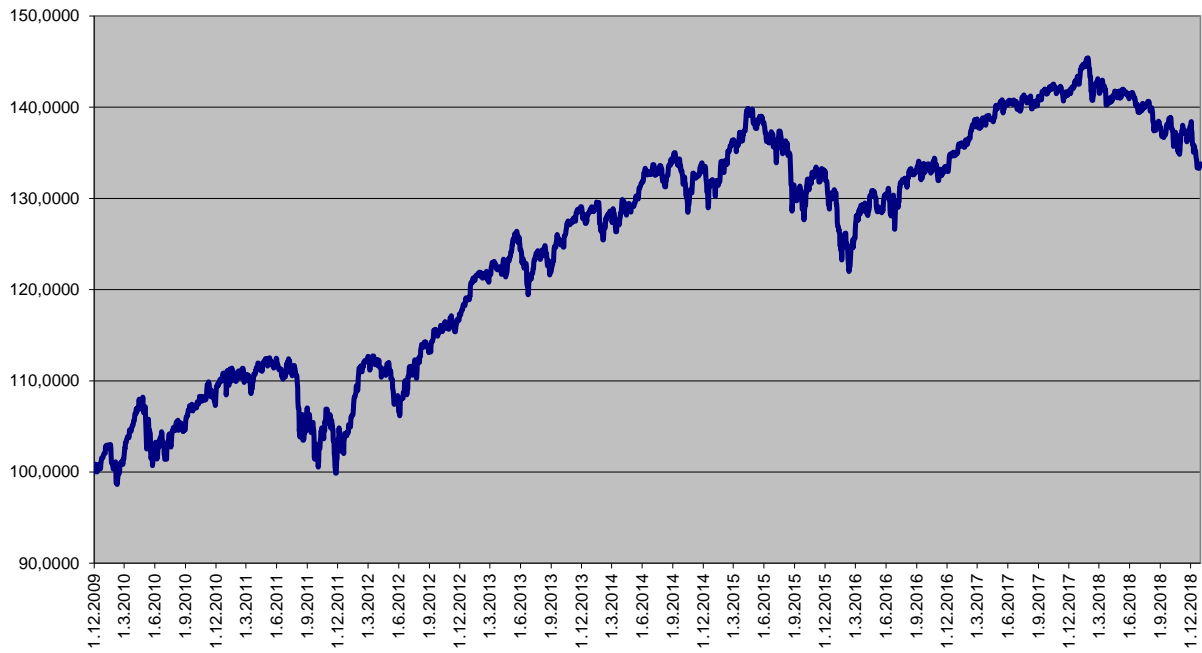
### Jednotkový fond MEAG EuroRent



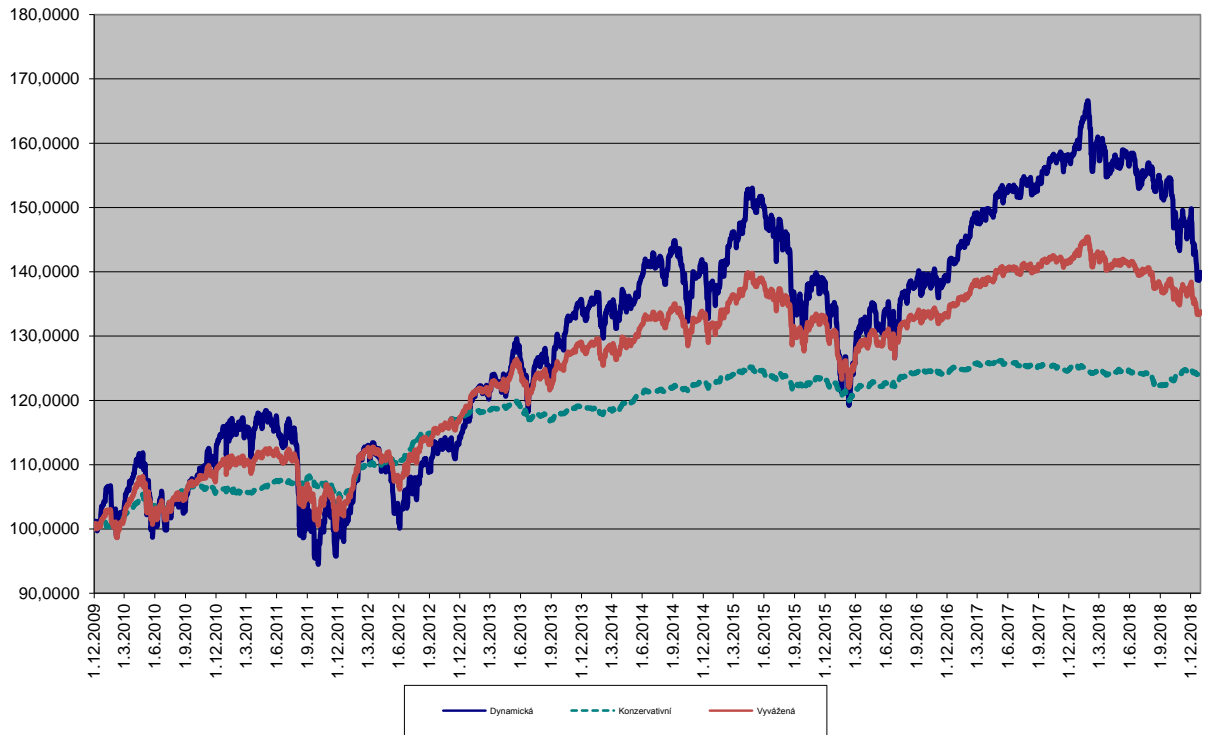
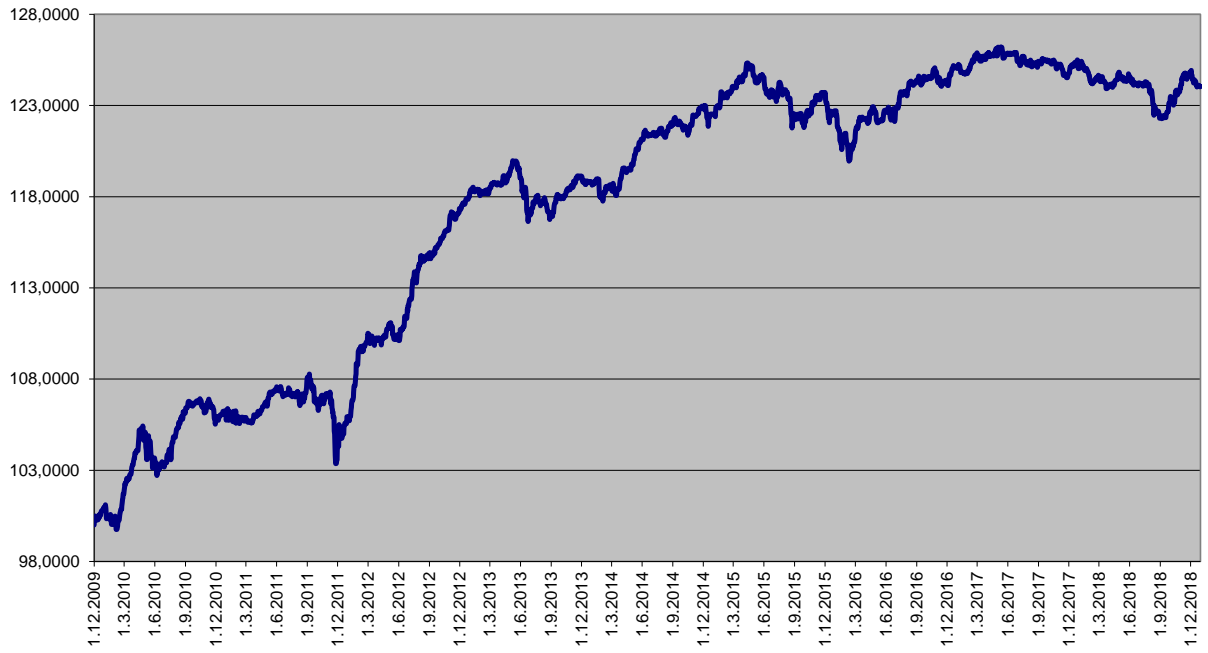
### Dynamická strategie



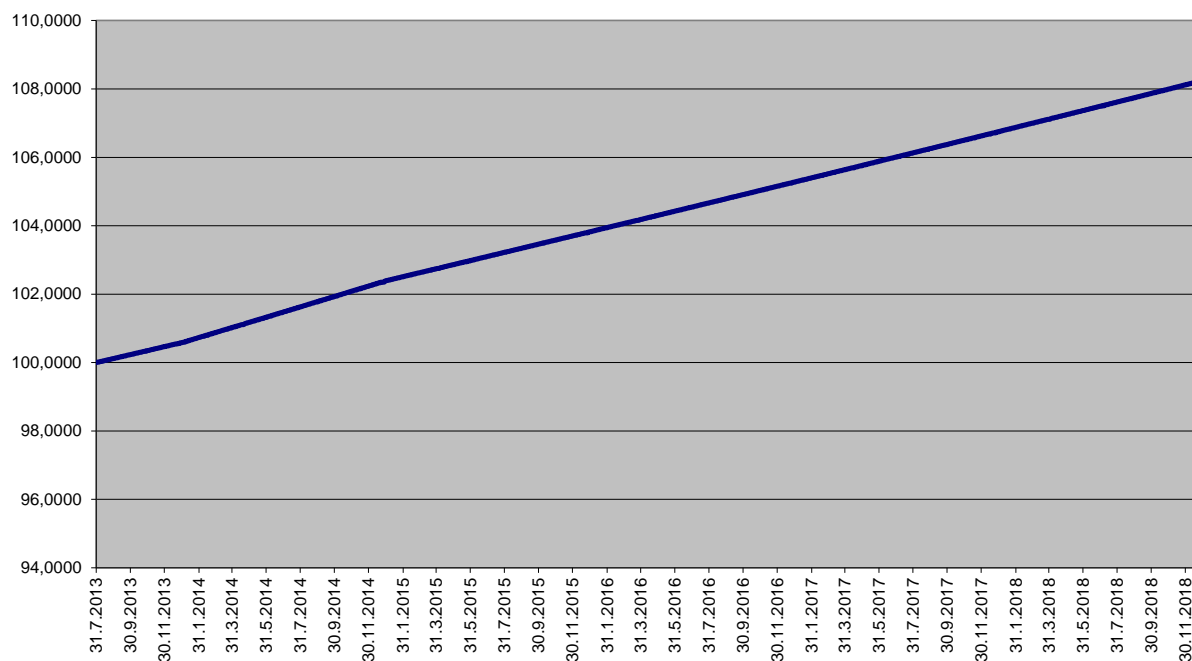
### Vyvážená strategie



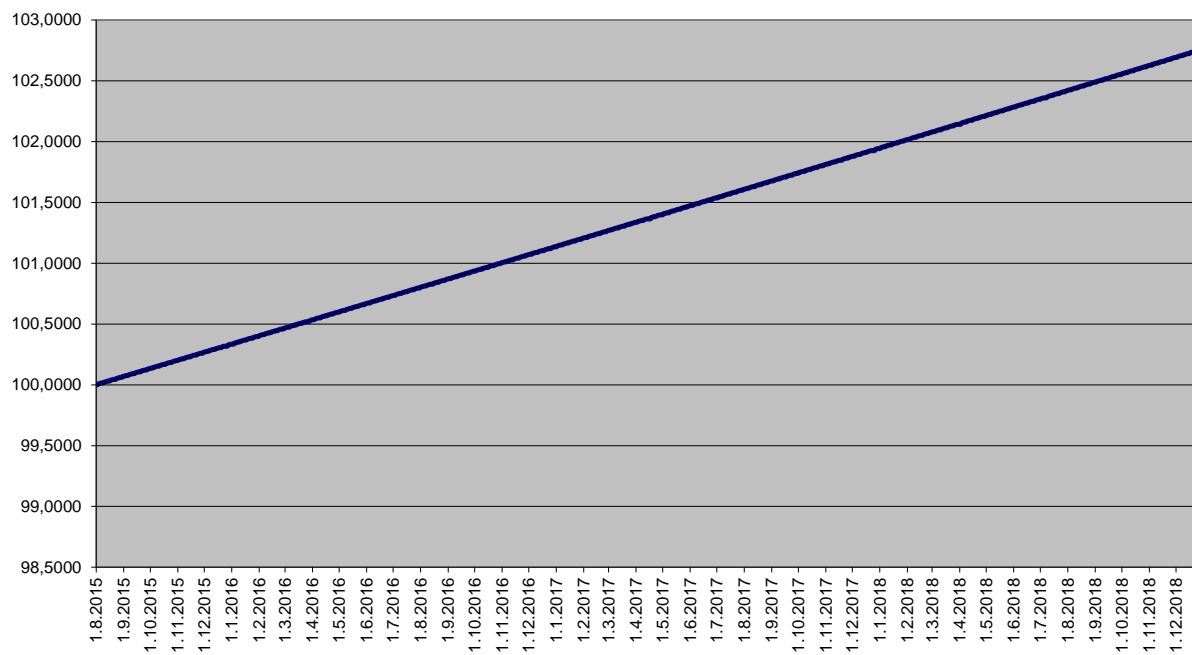
### Konzervativní strategie



### Garantovaný fond



### Garantovaný fond 2015



### Garantovaný fond 2016

