

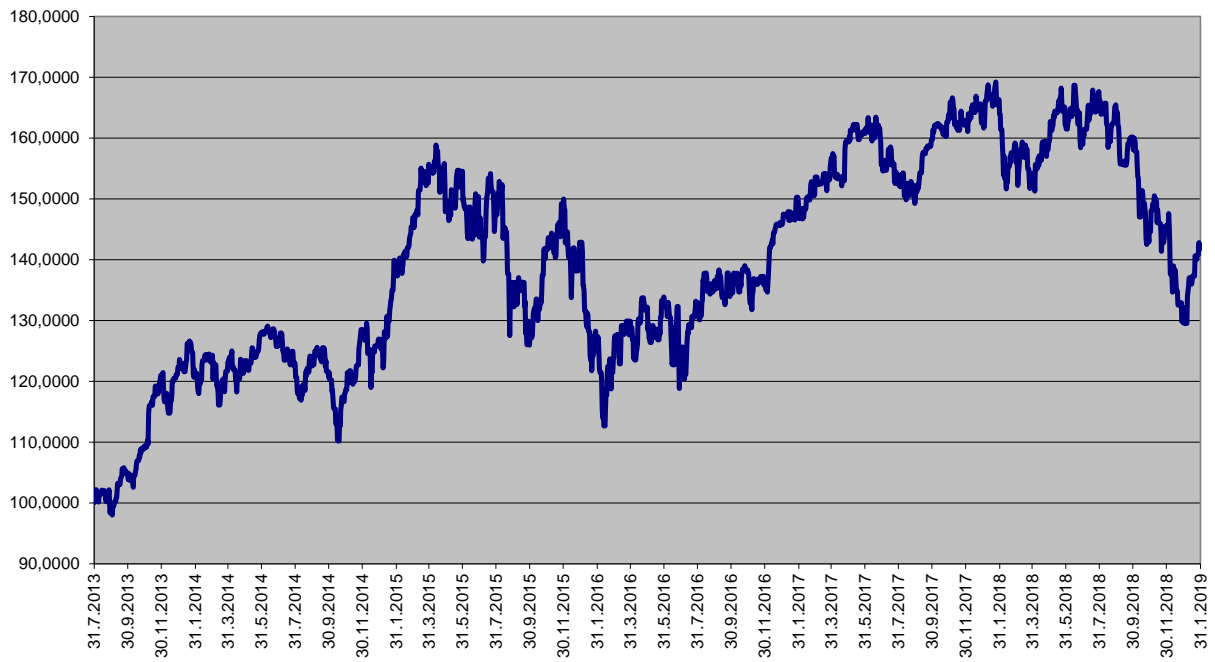
Ceny podílových jednotek  
Investiční životní pojištění

Datum	MEAG EuroBalance	Fond MEAG EuroRent	MEAG Proinvest	Dynamická (Conseq)	Strategie Vyvážená (Conseq)	Konzervativní (Conseq)
31.1.2019	125,7359	111,9421	142,0498	148,8971	138,3833	125,2587
30.1.2019	125,6646	112,1159	142,0799	148,1702	137,9330	125,1014
29.1.2019	124,9374	111,8025	141,6412	147,5386	137,5392	124,9364
28.1.2019	124,9853	111,7528	142,8154	147,2801	137,3686	124,8673
25.1.2019	124,8878	111,5853	140,8151	147,9815	137,6716	124,9575
24.1.2019	124,8637	111,3995	140,0564	147,0141	137,2538	124,8893
23.1.2019	124,7671	111,3995	140,0835	146,2641	136,8347	124,7365
22.1.2019	124,3544	110,9569	140,2683	146,2631	136,7134	124,6329
21.1.2019	124,4017	110,8919	140,6180	146,9118	136,9922	124,6630
18.1.2019	123,6803	110,7899	137,2803	146,8999	136,9746	124,6092
17.1.2019	123,2469	110,6319	137,4069	145,5295	136,2644	124,4296
16.1.2019	123,2237	110,7249	136,8134	145,2513	136,1649	124,4389
15.1.2019	123,0797	110,6356	136,0131	144,5859	135,7747	124,2830
14.1.2019	123,1756	110,5184	136,4541	143,7505	135,2934	124,0373
11.1.2019	123,2482	110,6759	137,0634	144,2571	135,5187	124,0019
10.1.2019	123,1038	110,7253	136,9453	144,1421	135,4837	123,9989
9.1.2019	123,0075	110,6727	135,4403	143,8352	135,2983	124,0092
8.1.2019	122,7184	110,8272	134,6188	142,6949	134,8226	123,9775
7.1.2019	122,5274	110,5832	134,0258	142,1752	134,6376	124,0423
4.1.2019	121,8751	111,0188	129,5135	141,3329	134,3317	124,0857
3.1.2019	122,4758	111,2601	132,1566	139,1668	133,3591	124,0292
2.1.2019	122,9789	111,3772	132,0733	140,1808	134,0176	124,2329
1.1.2019	121,6517	111,2690	129,5847	139,9322	133,8027	124,0372
31.12.2018	121,6517	111,2690	129,5847	139,9322	133,8027	124,0372
30.11.2018	128,0769	111,8509	145,6248	148,4310	137,8577	124,8312
31.10.2018	127,2957	111,7000	144,8315	145,7144	135,9558	123,9823
27.9.2018	134,3540	110,9282	160,1965	154,6133	138,7650	123,1159
31.8.2018	134,7244	111,0889	164,2544	153,9840	137,8385	122,3698
31.7.2018	134,6426	110,8765	166,2960	156,1346	140,0359	123,7652
29.6.2018	134,3838	112,4697	159,0005	153,8919	139,8107	124,2340
31.5.2018	133,1882	111,3755	161,9866	156,4299	140,9413	124,4771
30.4.2018	130,6468	111,4649	159,3915	157,3220	141,7685	124,8271
30.3.2018	129,3324	111,0212	152,9017	155,9416	140,8373	124,1144
28.2.2018	130,6904	110,4322	159,2014	159,3887	142,5252	124,6568
31.1.2018	130,9462	109,9974	163,9583	164,3682	144,3460	124,6107
29.12.2017	131,1422	111,7471	162,4929	159,1614	142,5225	125,0261
30.11.2017	131,6883	112,0243	162,6537	157,8869	141,6425	124,7610
31.10.2017	132,6633	112,6464	163,9654	157,9413	142,0777	125,2667
29.9.2017	132,4641	113,5018	159,7533	156,1459	141,7238	125,4044
31.8.2017	129,9924	114,2939	150,4811	154,0968	140,9594	125,4169
31.7.2017	130,0124	113,5503	152,5730	153,5334	140,5483	125,2513
30.6.2017	132,0859	113,9011	155,5641	151,5971	139,7485	125,4015
31.5.2017	136,1149	115,3225	160,9009	152,3110	140,2443	125,8010
28.4.2017	136,2470	117,1657	159,6184	151,5725	139,8177	125,7212
31.3.2017	134,9143	116,0546	156,7290	149,4595	138,8522	125,7848
28.2.2017	133,1473	116,1252	150,5151	147,5343	137,8348	125,5928

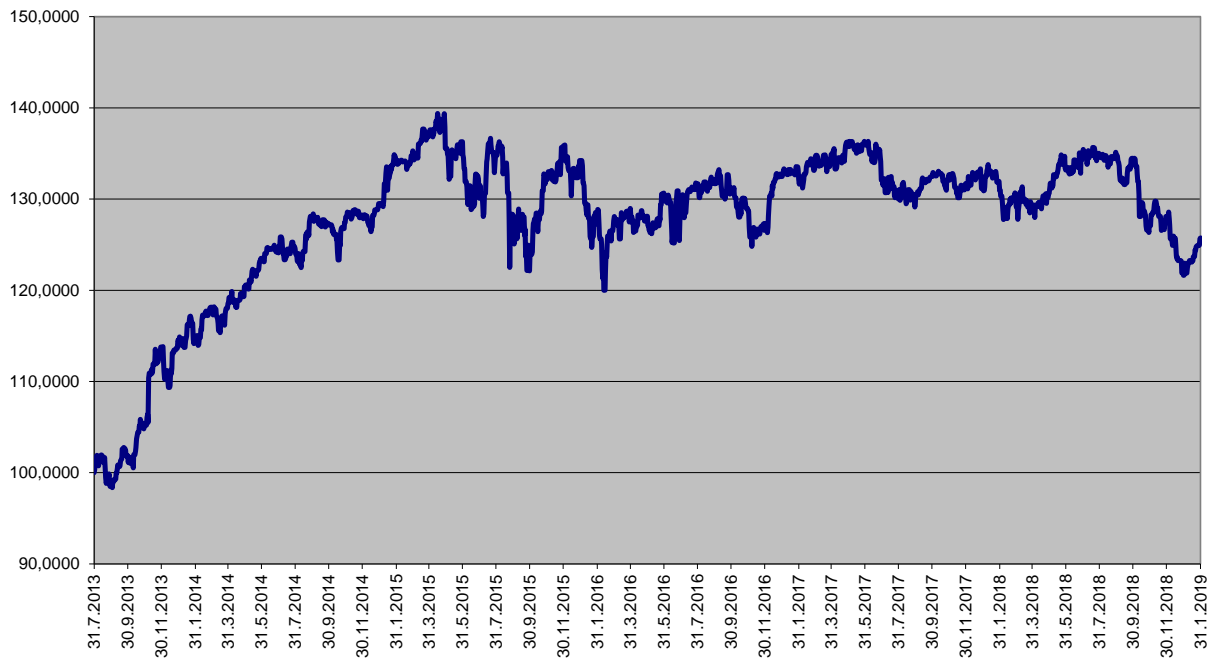
Ceny podílových jednotek  
**Investiční životní pojištění**

Datum	Garantovaný	Garantovaný 2015	Garantovaný 2016
31.1.2019	108,3748	102,8315	101,9630
30.1.2019	108,3707	102,8292	101,9604
29.1.2019	108,3665	102,8270	101,9579
28.1.2019	108,3624	102,8247	101,9554
25.1.2019	108,3500	102,8180	101,9479
24.1.2019	108,3459	102,8158	101,9454
23.1.2019	108,3418	102,8135	101,9429
22.1.2019	108,3377	102,8113	101,9404
21.1.2019	108,3335	102,8090	101,9379
18.1.2019	108,3212	102,8023	101,9304
17.1.2019	108,3170	102,8000	101,9279
16.1.2019	108,3129	102,7978	101,9254
15.1.2019	108,3088	102,7956	101,9229
14.1.2019	108,3046	102,7933	101,9204
11.1.2019	108,2923	102,7866	101,9129
10.1.2019	108,2881	102,7843	101,9104
9.1.2019	108,2840	102,7821	101,9079
8.1.2019	108,2799	102,7799	101,9054
7.1.2019	108,2758	102,7776	101,9029
4.1.2019	108,2634	102,7709	101,8954
3.1.2019	108,2593	102,7686	101,8929
2.1.2019	108,2552	102,7664	101,8904
1.1.2019	108,2469	102,7619	101,8854
31.12.2018	108,2469	102,7619	101,8854
30.11.2018	108,1192	102,6924	101,8079
31.10.2018	107,9957	102,6252	101,7329
27.9.2018	107,8559	102,5490	101,6481
31.8.2018	107,7451	102,4886	101,5807
31.7.2018	107,6179	102,4192	101,5035
29.6.2018	107,4868	102,3477	101,4238
31.5.2018	107,3681	102,2829	101,3516
30.4.2018	107,2414	102,2138	101,2745
30.3.2018	107,1108	102,1424	101,1950
28.2.2018	106,9926	102,0777	101,1229
31.1.2018	106,8785	102,0154	101,0535
29.12.2017	106,7442	101,9419	100,9716
30.11.2017	106,6264	101,8774	100,8998
31.10.2017	106,5046	101,8107	100,8255
29.9.2017	106,3749	101,7396	100,7463
31.8.2017	106,2574	101,6752	100,6747
31.7.2017	106,1321	101,6064	100,5981
30.6.2017	106,0068	101,5377	100,5215
31.5.2017	105,8857	101,4712	100,4476
28.4.2017	105,7527	101,3981	100,3662
31.3.2017	105,6400	101,3361	100,2973
28.2.2017	105,5153	101,2676	100,2210

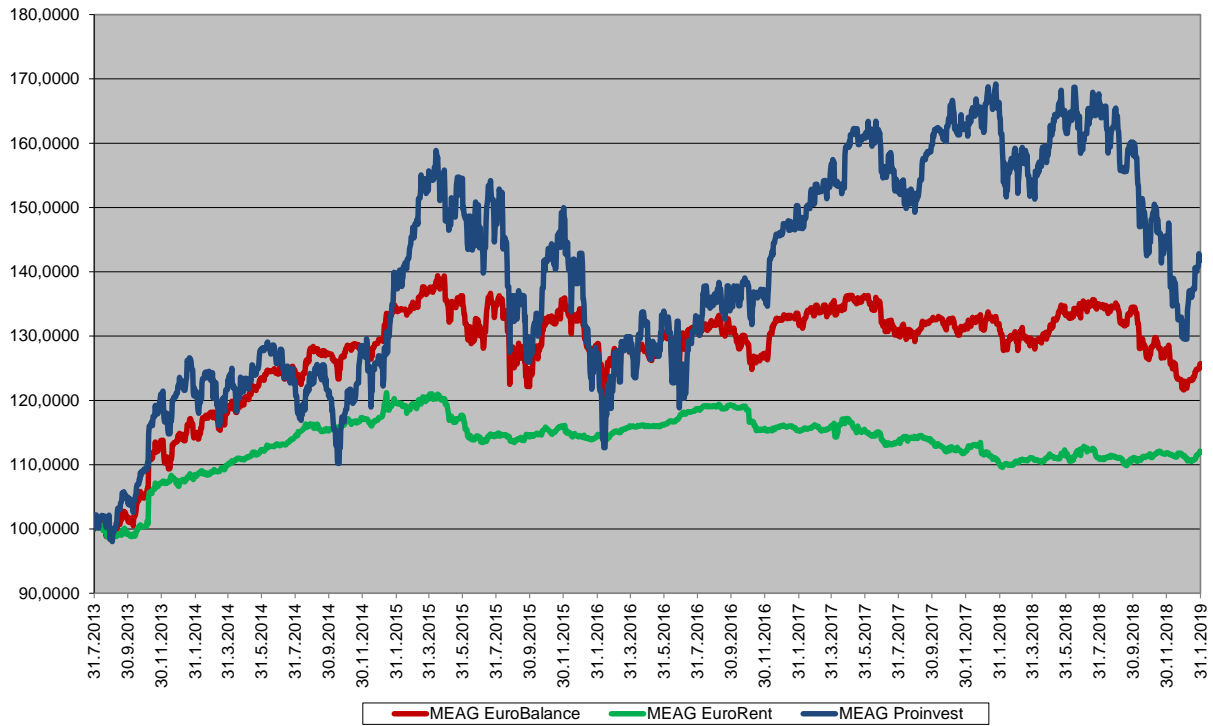
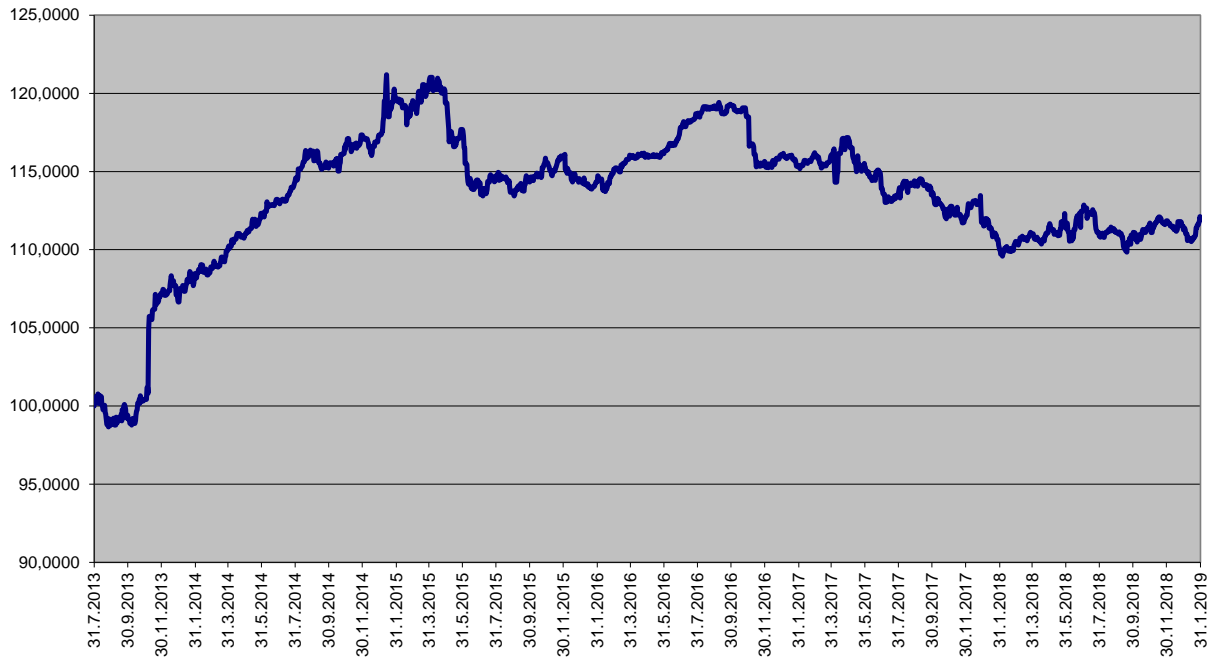
### Jednotkový fond MEAG ProInvest



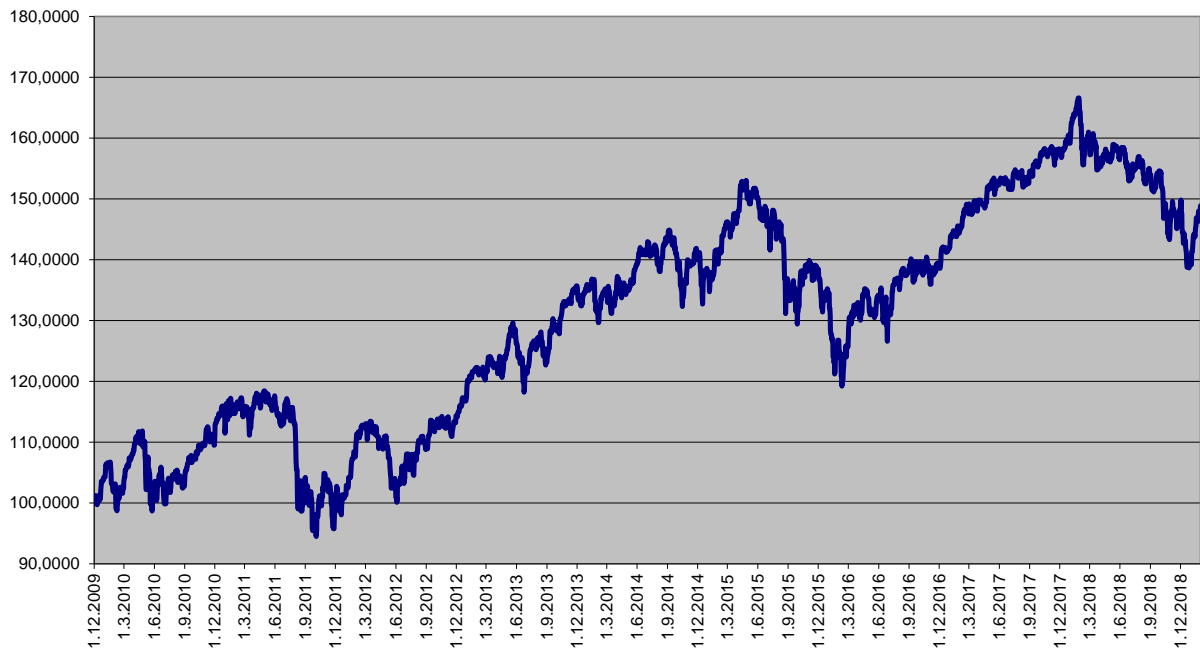
### Jednotkový fond MEAG EuroBalance



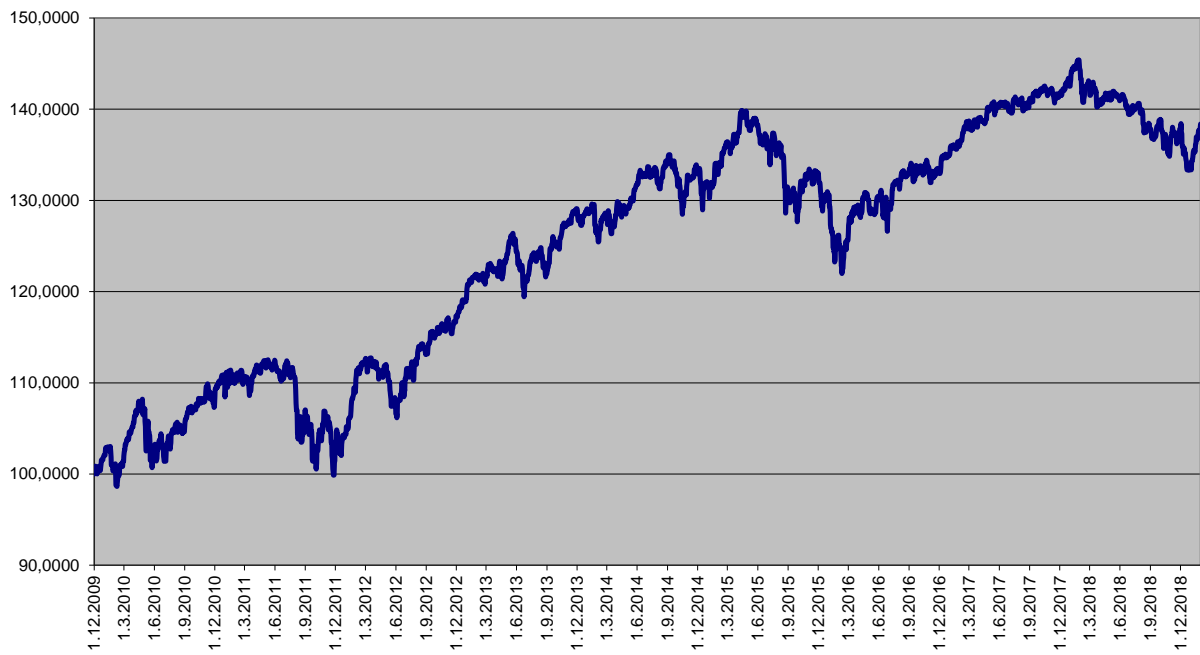
### Jednotkový fond MEAG EuroRent



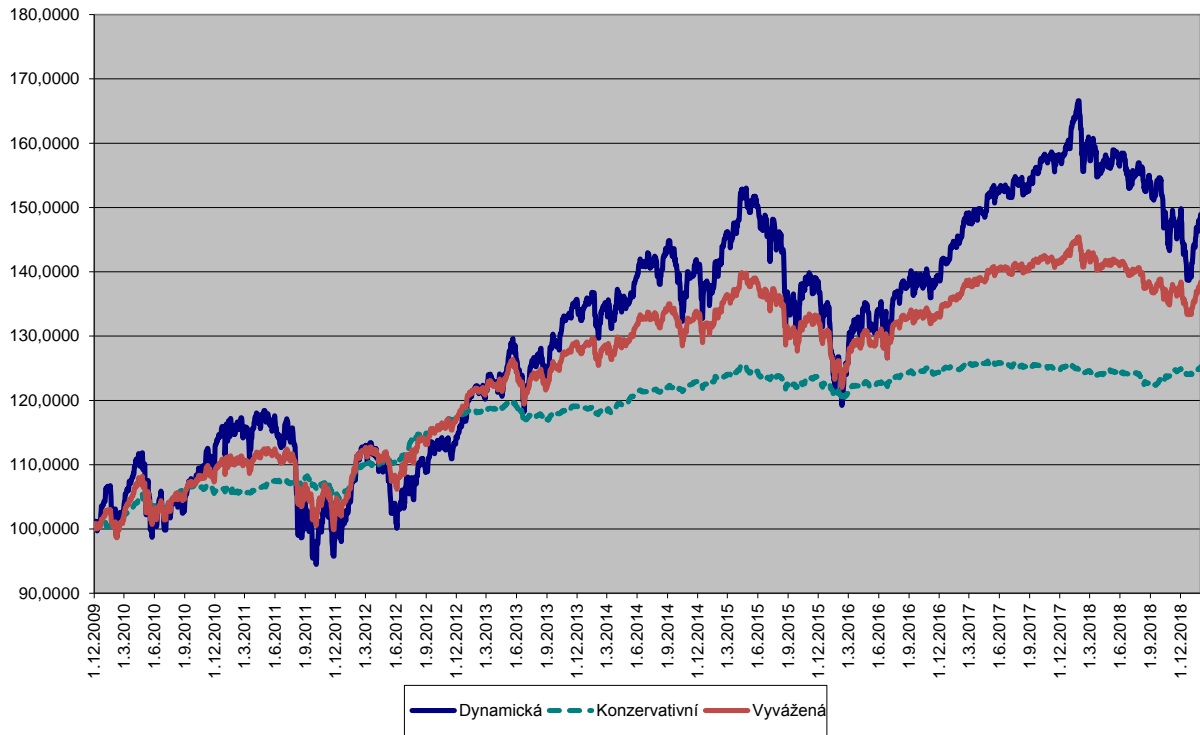
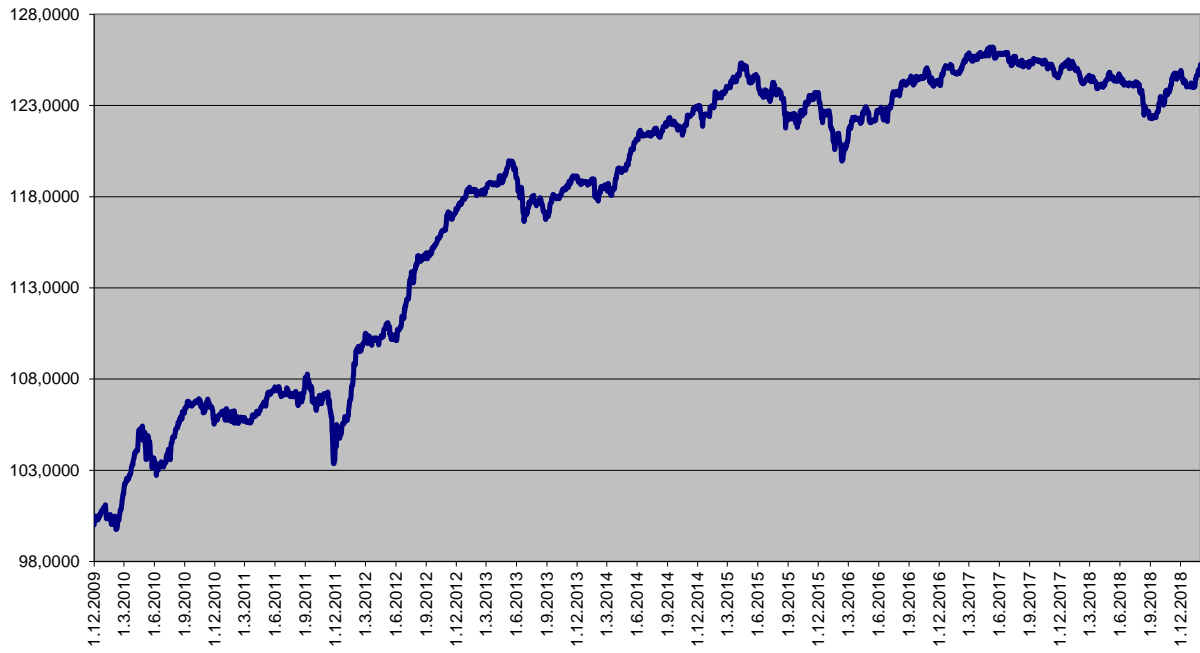
### Dynamická strategie



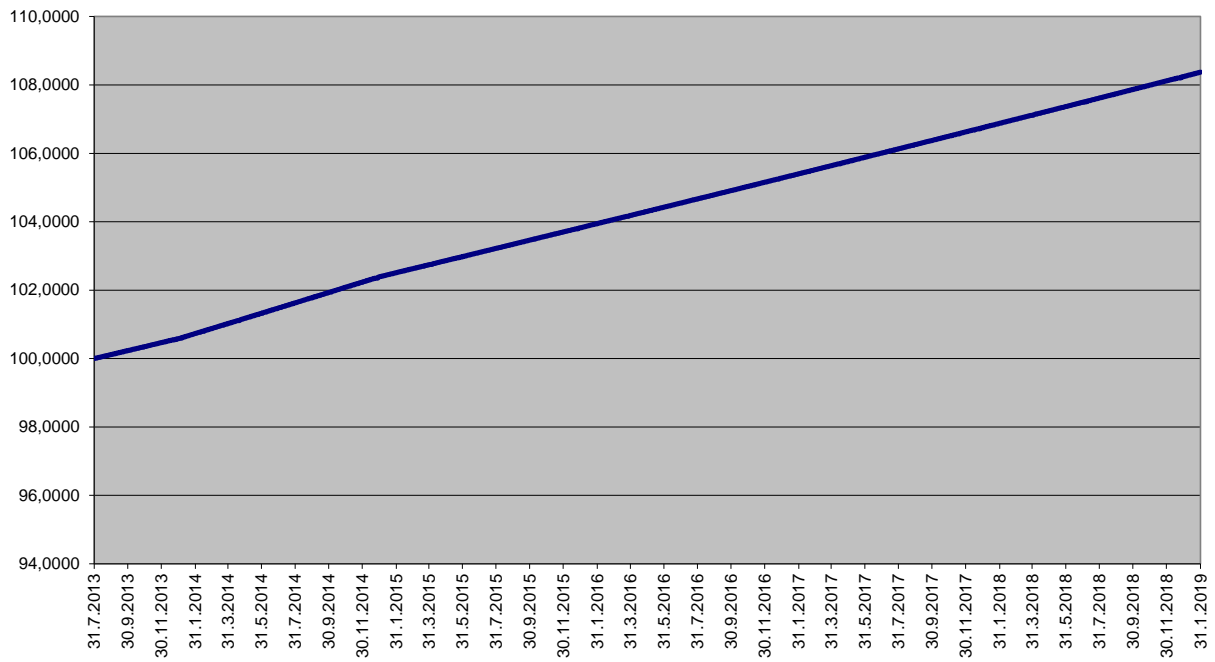
### Vyvážená strategie



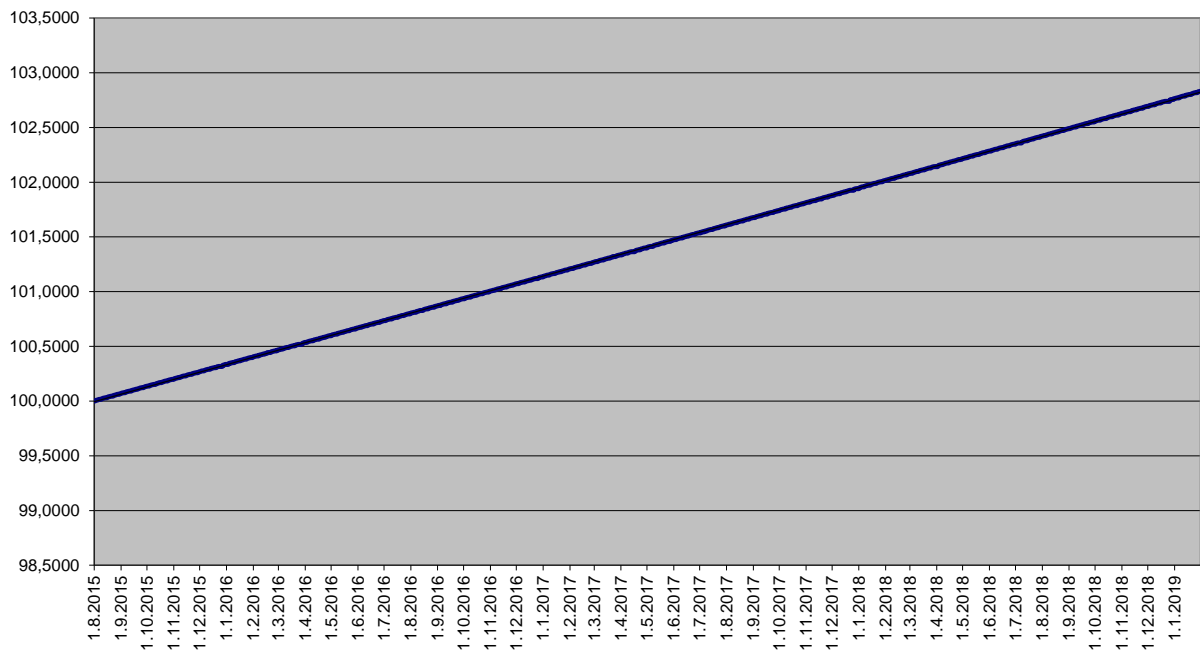
### Konzervativní strategie



### Garantovaný fond



### Garantovaný fond 2015



### Garantovaný fond 2015

