

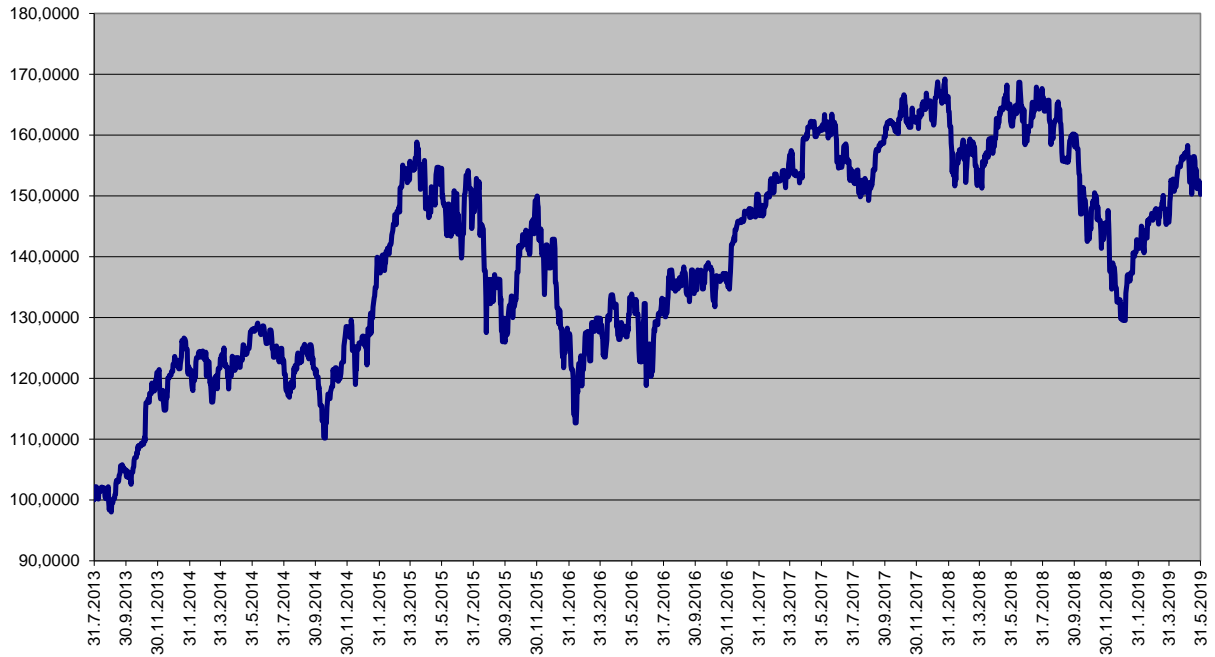
Ceny podílových jednotek  
Investiční životní pojištění

Datum	MEAG EuroBalance	Fond MEAG EuroRent	MEAG Proinvest	Dynamická (Conseq)	Strategie Vyvážená (Conseq)	Konzervativní (Conseq)
31.5.2019	128,2687	114,6921	150,2692	149,5616	138,8741	126,2206
30.5.2019	128,9896	114,7195	152,0291	149,8447	139,0203	126,2853
29.5.2019	129,0894	114,8083	152,1468	149,4424	138,7445	126,1191
28.5.2019	129,1601	114,7043	152,4674	150,2773	139,0416	126,0478
27.5.2019	129,0131	114,6225	151,9997	150,2573	139,0137	126,0440
24.5.2019	128,5273	114,5256	151,2257	150,0246	138,8675	125,9752
23.5.2019	129,7141	114,4066	154,2986	149,4836	138,6003	125,9519
22.5.2019	129,6118	114,2363	153,9018	150,7473	139,1414	125,9874
21.5.2019	129,0765	114,2072	152,8155	150,7186	139,1305	125,9972
20.5.2019	130,2362	114,2374	155,7271	150,1951	138,9135	125,9680
17.5.2019	130,6198	114,0964	156,4693	150,6020	139,0375	125,9291
16.5.2019	129,2791	113,8527	153,6329	151,2253	139,2414	125,8530
15.5.2019	128,9047	114,0662	152,6542	150,6225	139,0147	125,8642
14.5.2019	128,2743	114,0219	150,2866	150,1849	138,7525	125,7142
13.5.2019	129,4396	114,1326	153,2323	149,4658	138,3655	125,5884
10.5.2019	129,0203	113,9334	152,2412	151,4097	139,1428	125,6111
9.5.2019	130,3227	114,0007	155,2653	151,7033	139,1690	125,5522
7.5.2019	131,2431	114,0822	156,3659	153,3366	140,0184	125,8038
6.5.2019	132,0118	113,9413	158,2906	154,9962	140,8816	125,9959
3.5.2019	131,6737	113,9413	157,1606	156,2652	141,4274	126,0883
2.5.2019	131,3394	113,5570	156,8590	155,5862	141,0620	125,9419
30.4.2019	131,5608	113,6234	157,0049	155,9685	141,1991	125,9184
29.3.2019	129,7105	113,8701	145,6625	152,7571	139,9505	125,7373
28.2.2019	127,5271	111,8023	145,9913	151,7495	139,4861	125,4025
31.1.2019	125,7359	111,9421	142,0498	148,8971	138,3833	125,2587
31.12.2018	121,6517	111,2690	129,5847	139,9322	133,8027	124,0372
30.11.2018	128,0769	111,8509	145,6248	148,4310	137,8577	124,8312
31.10.2018	127,2957	111,7000	144,8315	145,7144	135,9558	123,9823
27.9.2018	134,3540	110,9282	160,1965	154,6133	138,7650	123,1159
31.8.2018	134,7244	111,0889	164,2544	153,9840	137,8385	122,3698
31.7.2018	134,6426	110,8765	166,2960	156,1346	140,0359	123,7652
29.6.2018	134,3838	112,4697	159,0005	153,8919	139,8107	124,2340
31.5.2018	133,1882	111,3755	161,9866	156,4299	140,9413	124,4771
30.4.2018	130,6468	111,4649	159,3915	157,3220	141,7685	124,8271
30.3.2018	129,3324	111,0212	152,9017	155,9416	140,8373	124,1144
28.2.2018	130,6904	110,4322	159,2014	159,3887	142,5252	124,6568
31.1.2018	130,9462	109,9974	163,9583	164,3682	144,3460	124,6107
29.12.2017	131,1422	111,7471	162,4929	159,1614	142,5225	125,0261
30.11.2017	131,6883	112,0243	162,6537	157,8869	141,6425	124,7610
31.10.2017	132,6633	112,6464	163,9654	157,9413	142,0777	125,2667
29.9.2017	132,4641	113,5018	159,7533	156,1459	141,7238	125,4044
31.8.2017	129,9924	114,2939	150,4811	154,0968	140,9594	125,4169
31.7.2017	130,0124	113,5503	152,5730	153,5334	140,5483	125,2513
30.6.2017	132,0859	113,9011	155,5641	151,5971	139,7485	125,4015

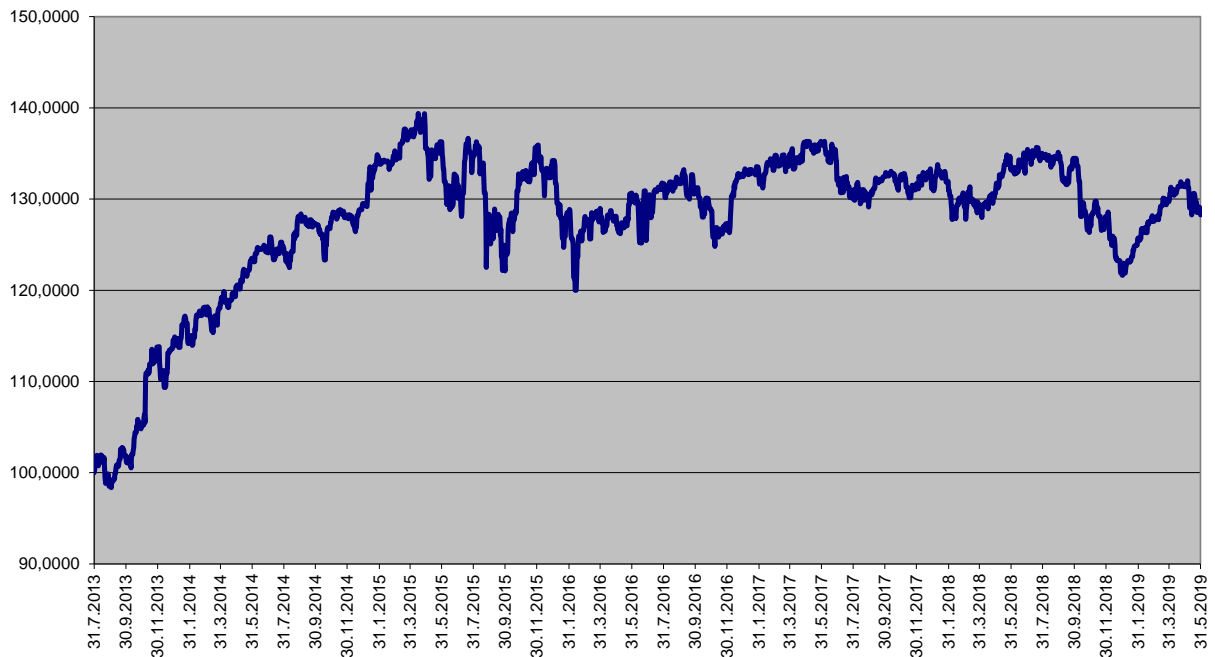
Ceny podílových jednotek  
Investiční životní pojištění

Datum	Garantovaný	Garantovaný 2015	Garantovaný 2016
31.5.2019	108,8713	103,1012	102,2637
30.5.2019	108,8671	103,0990	102,2612
29.5.2019	108,8630	103,0967	102,2587
28.5.2019	108,8589	103,0945	102,2562
27.5.2019	108,8547	103,0922	102,2537
24.5.2019	108,8423	103,0855	102,2462
23.5.2019	108,8381	103,0832	102,2437
22.5.2019	108,8340	103,0810	102,2412
21.5.2019	108,8298	103,0787	102,2386
20.5.2019	108,8257	103,0765	102,2361
17.5.2019	108,8133	103,0697	102,2286
16.5.2019	108,8091	103,0675	102,2261
15.5.2019	108,8050	103,0652	102,2236
14.5.2019	108,8008	103,0630	102,2211
13.5.2019	108,7967	103,0607	102,2186
10.5.2019	108,7842	103,0540	102,2110
9.5.2019	108,7801	103,0517	102,2085
7.5.2019	108,7718	103,0472	102,2035
6.5.2019	108,7677	103,0450	102,2010
3.5.2019	108,7552	103,0382	102,1935
2.5.2019	108,7511	103,0360	102,1910
30.4.2019	108,7428	103,0315	102,1860
29.3.2019	108,6104	102,9595	102,1057
28.2.2019	108,4904	102,8943	102,0331
31.1.2019	108,3748	102,8315	101,9630
31.12.2018	108,2469	102,7619	101,8854
30.11.2018	108,1192	102,6924	101,8079
31.10.2018	107,9957	102,6252	101,7329
27.9.2018	107,8559	102,5490	101,6481
31.8.2018	107,7451	102,4886	101,5807
31.7.2018	107,6179	102,4192	101,5035
29.6.2018	107,4868	102,3477	101,4238
31.5.2018	107,3681	102,2829	101,3516
30.4.2018	107,2414	102,2138	101,2745
30.3.2018	107,1108	102,1424	101,1950
28.2.2018	106,9926	102,0777	101,1229
31.1.2018	106,8785	102,0154	101,0535
29.12.2017	106,7442	101,9419	100,9716
30.11.2017	106,6264	101,8774	100,8998
31.10.2017	106,5046	101,8107	100,8255
29.9.2017	106,3749	101,7396	100,7463
31.8.2017	106,2574	101,6752	100,6747
31.7.2017	106,1321	101,6064	100,5981
30.6.2017	106,0068	101,5377	100,5215

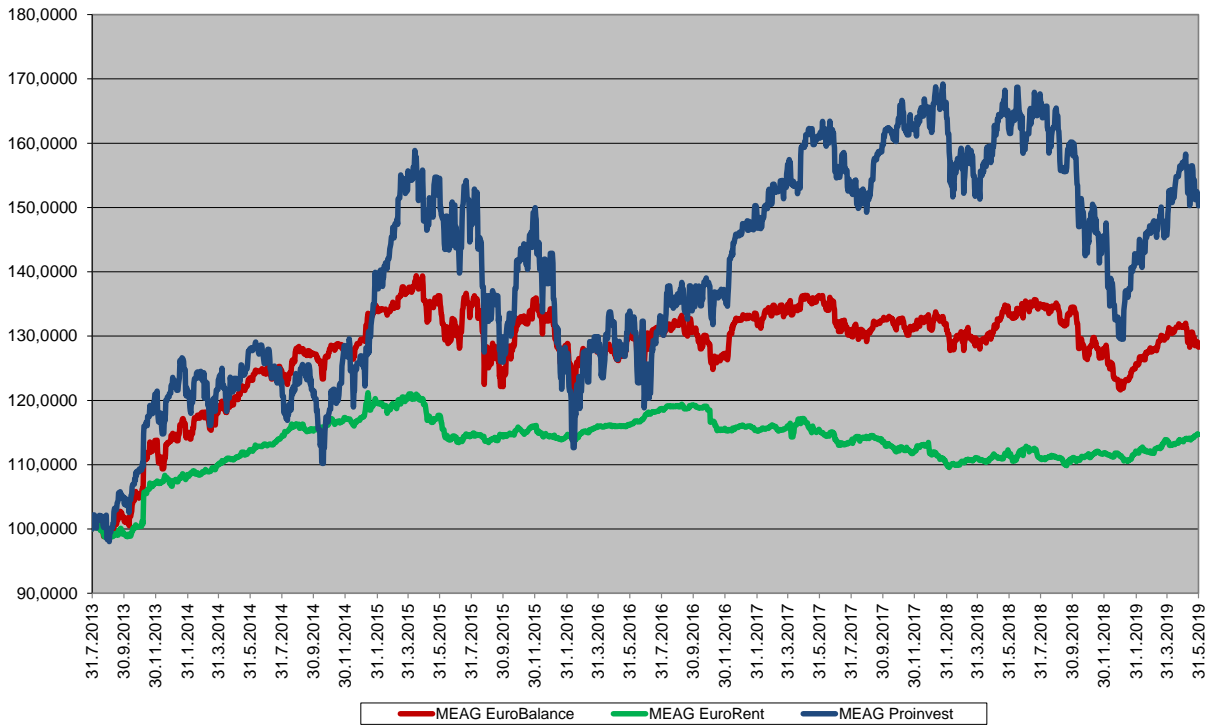
### Jednotkový fond MEAG ProInvest



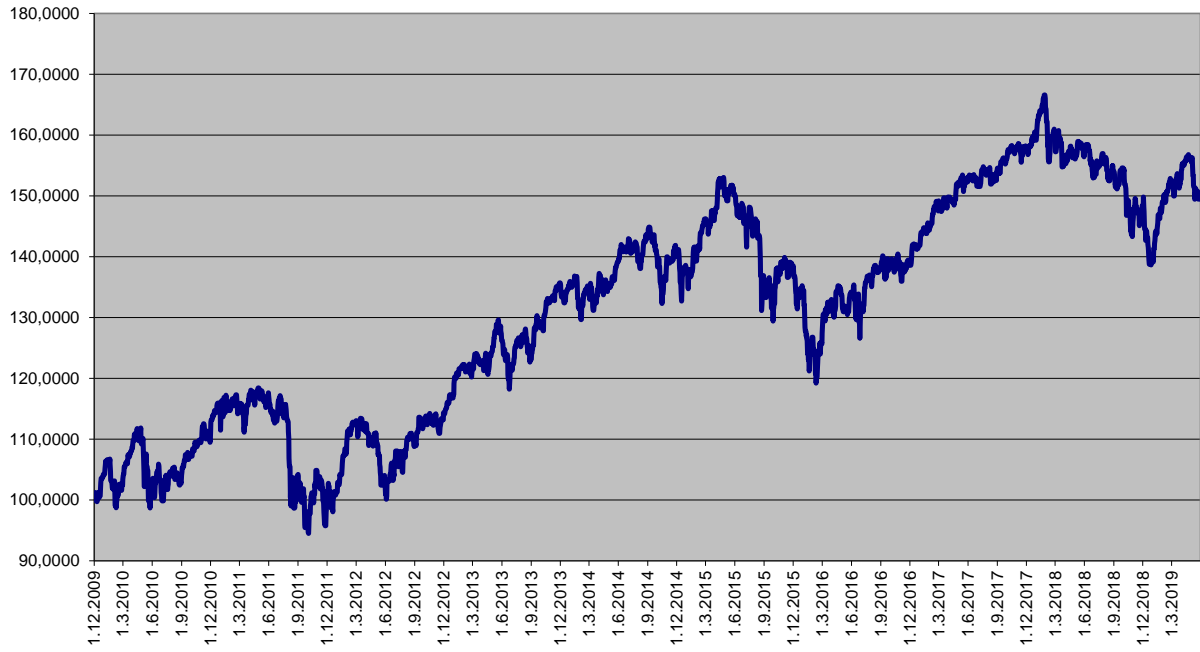
### Jednotkový fond MEAG EuroBalance



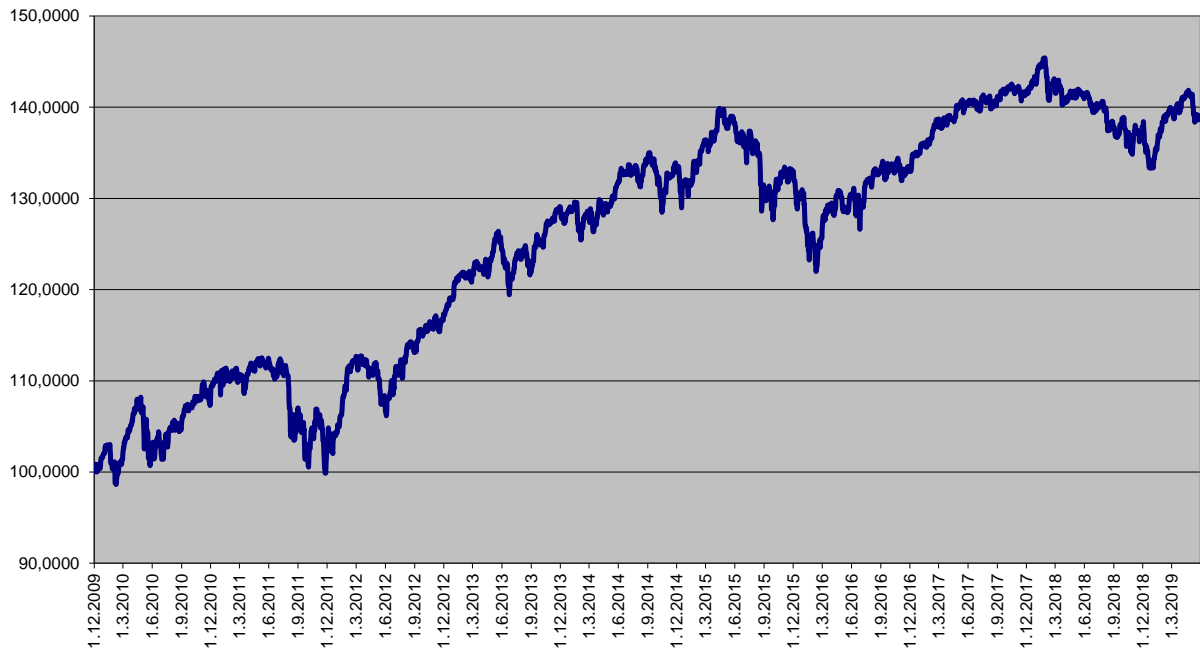
### Jednotkový fond MEAG EuroRent



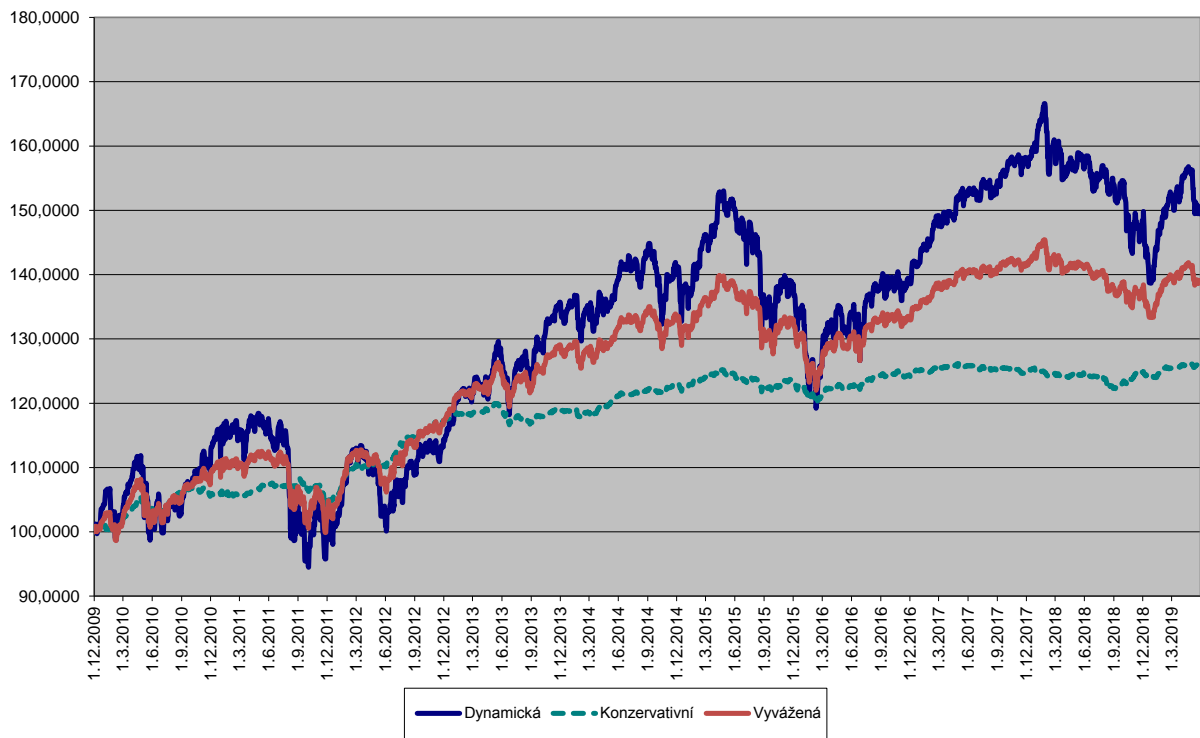
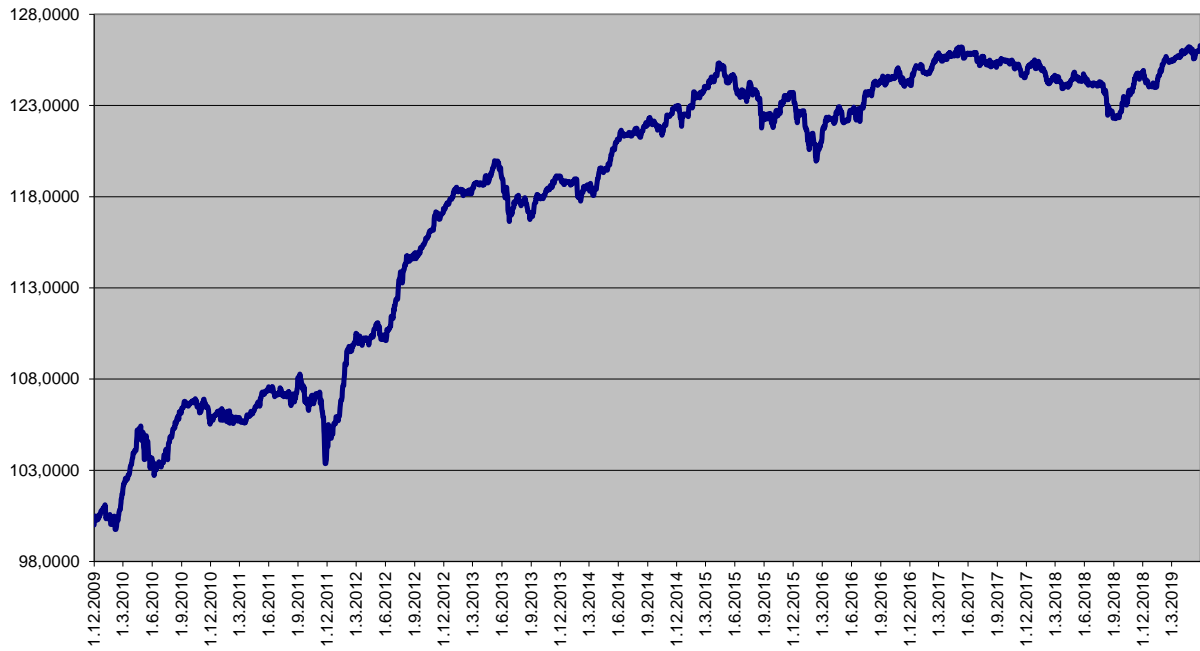
### Dynamická strategie



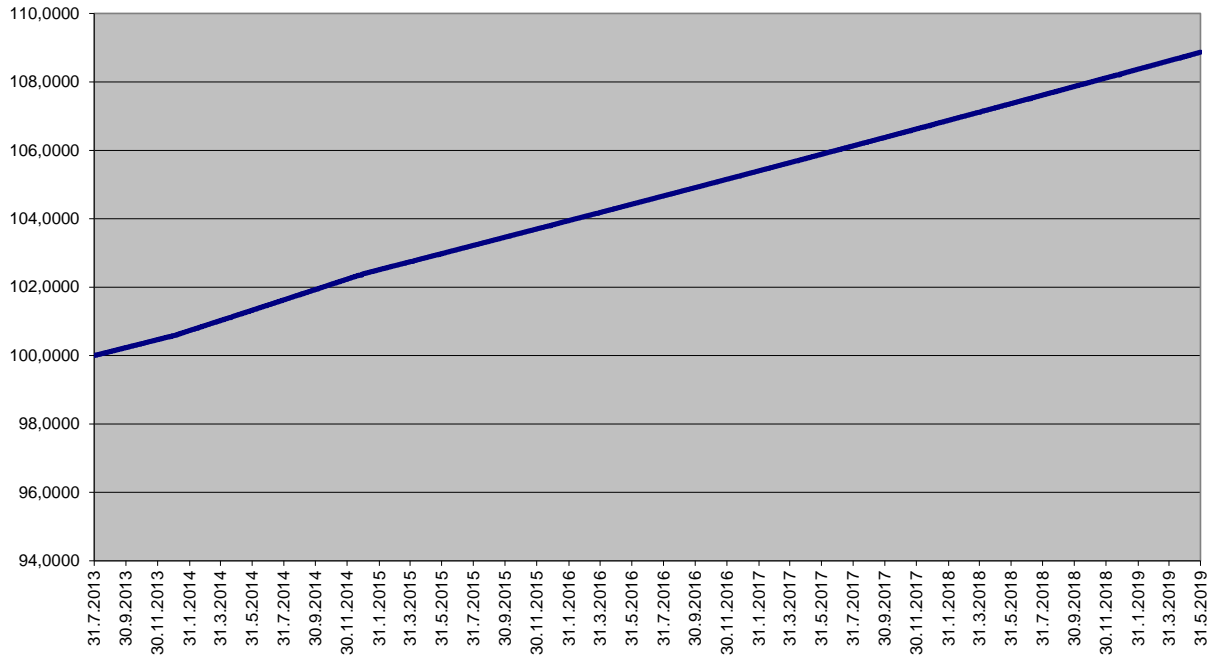
### Vyvážená strategie



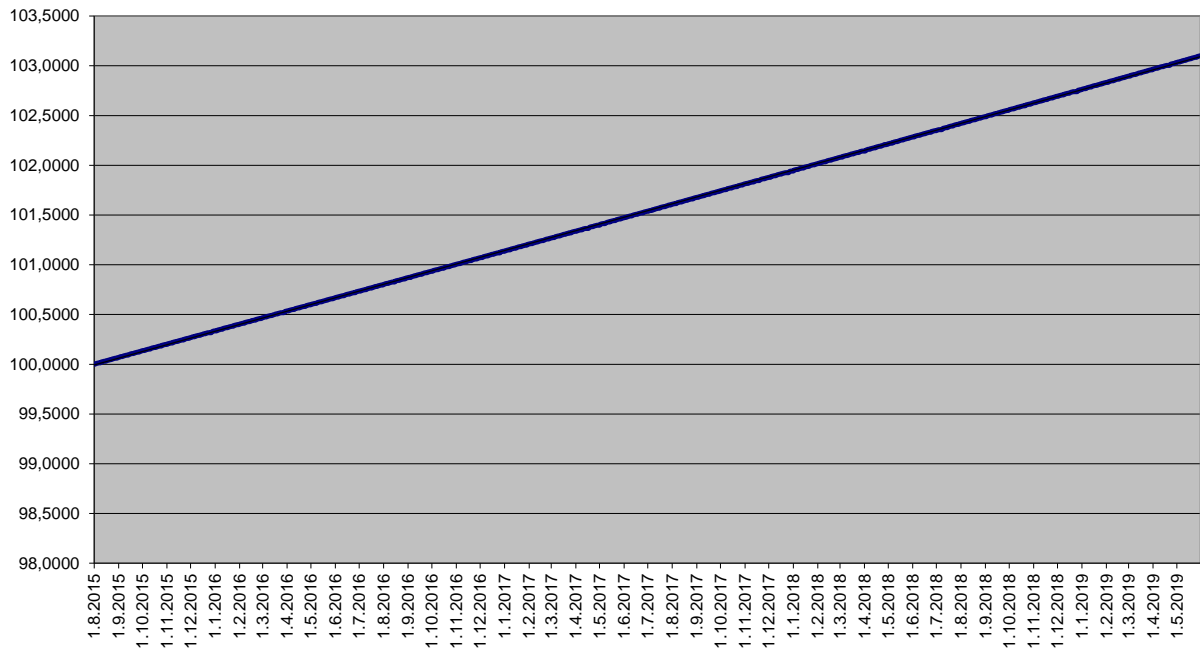
### Konzervativní strategie



### Garantovaný fond



### Garantovaný fond 2015



### Garantovaný fond 2016

