

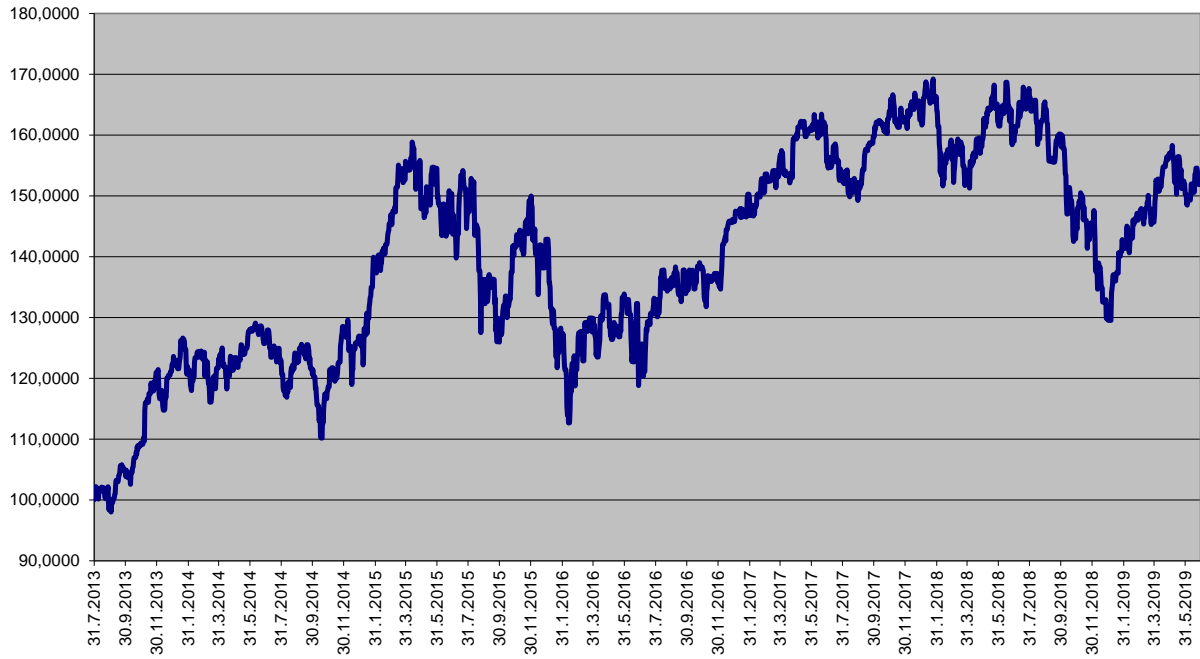
Ceny podílových jednotek
Investiční životní pojištění

Datum	MEAG EuroBalance	Fond MEAG EuroRent	MEAG Proinvest	Dynamická (Conseq)	Strategie Vyvážená (Conseq)	Konzervativní (Conseq)
28.6.2019	128,7802	114,8349	152,4691	155,3980	141,7658	126,9640
27.6.2019	128,6325	114,7527	151,8638	154,8967	141,5463	126,9332
26.6.2019	128,9097	115,0526	152,2877	154,2985	141,2943	126,9143
25.6.2019	129,3369	115,3313	153,1013	154,4323	141,4142	126,9291
24.6.2019	129,6868	115,3103	153,8479	155,0869	141,7267	126,9607
21.6.2019	130,1020	115,5878	154,5652	155,3902	141,8653	127,0362
20.6.2019	129,8160	115,5217	153,4727	155,7782	141,9831	126,9961
19.6.2019	129,8920	115,5894	153,5626	154,7105	141,4445	126,9477
18.6.2019	128,1781	114,8839	150,6849	154,0186	141,1023	126,8381
17.6.2019	128,1199	114,7335	150,5524	152,5274	140,2970	126,5744
14.6.2019	128,3554	114,4221	151,6018	152,6501	140,3190	126,5104
13.6.2019	128,3402	114,5643	151,3627	153,0926	140,4913	126,5401
12.6.2019	128,7564	114,6840	151,9930	153,0634	140,5354	126,5076
11.6.2019	128,2320	114,6476	150,5820	153,4379	140,6357	126,4486
10.6.2019	127,3388	114,4693	149,3048	152,5423	140,2380	126,4247
7.6.2019	127,4133	114,5363	149,3922	151,9860	139,9536	126,3588
6.6.2019	127,6332	114,5514	149,9778	151,0975	139,5325	126,2731
5.6.2019	127,6076	114,3212	149,7931	151,0415	139,5300	126,2970
4.6.2019	127,4033	114,5584	148,4835	150,7404	139,4450	126,3357
3.6.2019	127,4601	114,8619	148,6286	150,0296	139,1670	126,3300
31.5.2019	128,2687	114,6921	150,2692	149,5616	138,8741	126,2206
30.4.2019	131,5608	113,6234	157,0049	155,9685	141,1991	125,9184
29.3.2019	129,7105	113,8701	145,6625	152,7571	139,9505	125,7373
28.2.2019	127,5271	111,8023	145,9913	151,7495	139,4861	125,4025
31.1.2019	125,7359	111,9421	142,0498	148,8971	138,3833	125,2587
31.12.2018	121,6517	111,2690	129,5847	139,9322	133,8027	124,0372
30.11.2018	128,0769	111,8509	145,6248	148,4310	137,8577	124,8312
31.10.2018	127,2957	111,7000	144,8315	145,7144	135,9558	123,9823
27.9.2018	134,3540	110,9282	160,1965	154,6133	138,7650	123,1159
31.8.2018	134,7244	111,0889	164,2544	153,9840	137,8385	122,3698
31.7.2018	134,6426	110,8765	166,2960	156,1346	140,0359	123,7652
29.6.2018	134,3838	112,4697	159,0005	153,8919	139,8107	124,2340
31.5.2018	133,1882	111,3755	161,9866	156,4299	140,9413	124,4771
30.4.2018	130,6468	111,4649	159,3915	157,3220	141,7685	124,8271
30.3.2018	129,3324	111,0212	152,9017	155,9416	140,8373	124,1144
28.2.2018	130,6904	110,4322	159,2014	159,3887	142,5252	124,6568
31.1.2018	130,9462	109,9974	163,9583	164,3682	144,3460	124,6107
29.12.2017	131,1422	111,7471	162,4929	159,1614	142,5225	125,0261
30.11.2017	131,6883	112,0243	162,6537	157,8869	141,6425	124,7610
31.10.2017	132,6633	112,6464	163,9654	157,9413	142,0777	125,2667
29.9.2017	132,4641	113,5018	159,7533	156,1459	141,7238	125,4044
31.8.2017	129,9924	114,2939	150,4811	154,0968	140,9594	125,4169
31.7.2017	130,0124	113,5503	152,5730	153,5334	140,5483	125,2513

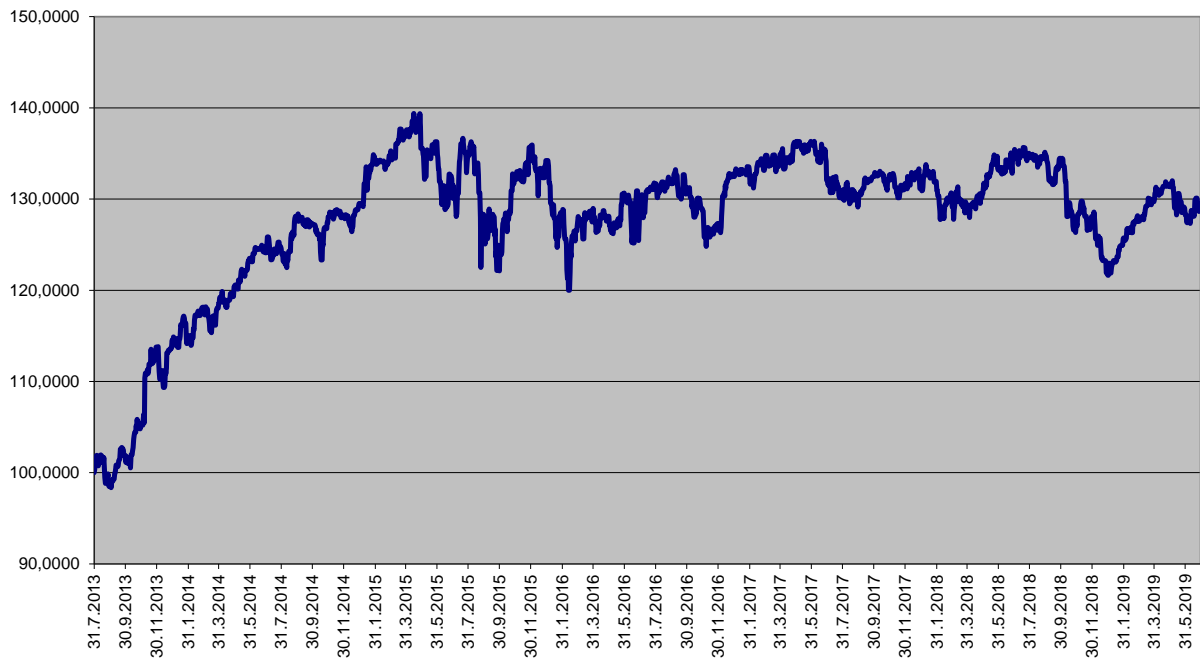
Ceny podílových jednotek
Investiční životní pojištění

Datum	Garantovaný	Garantovaný 2015	Garantovaný 2016
28.6.2019	108,9875	103,1643	102,3341
27.6.2019	108,9833	103,1620	102,3315
26.6.2019	108,9792	103,1597	102,3290
25.6.2019	108,9750	103,1575	102,3265
24.6.2019	108,9709	103,1552	102,3240
21.6.2019	108,9584	103,1485	102,3165
20.6.2019	108,9543	103,1462	102,3140
19.6.2019	108,9501	103,1440	102,3114
18.6.2019	108,9460	103,1417	102,3089
17.6.2019	108,9418	103,1395	102,3064
14.6.2019	108,9294	103,1327	102,2989
13.6.2019	108,9252	103,1305	102,2964
12.6.2019	108,9211	103,1282	102,2939
11.6.2019	108,9169	103,1260	102,2914
10.6.2019	108,9128	103,1237	102,2888
7.6.2019	108,9003	103,1170	102,2813
6.6.2019	108,8962	103,1147	102,2788
5.6.2019	108,8920	103,1125	102,2763
4.6.2019	108,8879	103,1102	102,2738
3.6.2019	108,8837	103,1080	102,2713
31.5.2019	108,8713	103,1012	102,2637
30.4.2019	108,7428	103,0315	102,1860
29.3.2019	108,6104	102,9595	102,1057
28.2.2019	108,4904	102,8943	102,0331
31.1.2019	108,3748	102,8315	101,9630
31.12.2018	108,2469	102,7619	101,8854
30.11.2018	108,1192	102,6924	101,8079
31.10.2018	107,9957	102,6252	101,7329
27.9.2018	107,8559	102,5490	101,6481
31.8.2018	107,7451	102,4886	101,5807
31.7.2018	107,6179	102,4192	101,5035
29.6.2018	107,4868	102,3477	101,4238
31.5.2018	107,3681	102,2829	101,3516
30.4.2018	107,2414	102,2138	101,2745
30.3.2018	107,1108	102,1424	101,1950
28.2.2018	106,9926	102,0777	101,1229
31.1.2018	106,8785	102,0154	101,0535
29.12.2017	106,7442	101,9419	100,9716
30.11.2017	106,6264	101,8774	100,8998
31.10.2017	106,5046	101,8107	100,8255
29.9.2017	106,3749	101,7396	100,7463
31.8.2017	106,2574	101,6752	100,6747
31.7.2017	106,1321	101,6064	100,5981

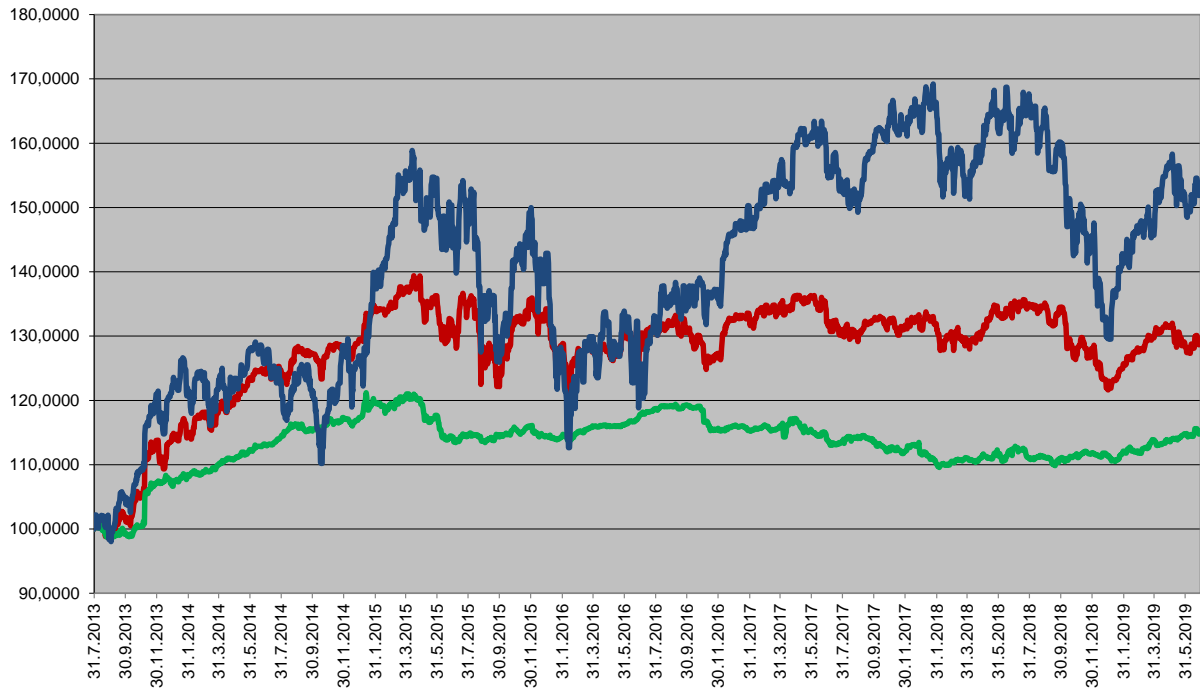
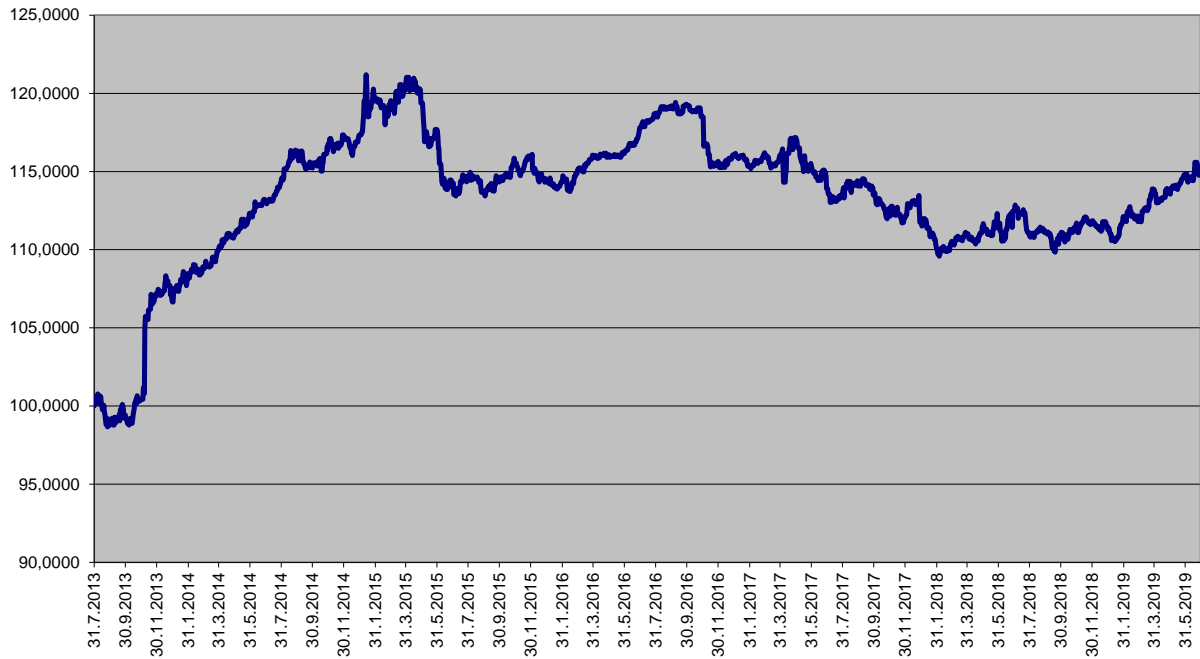
Jednotkový fond MEAG ProInvest



Jednotkový fond MEAG EuroBalance

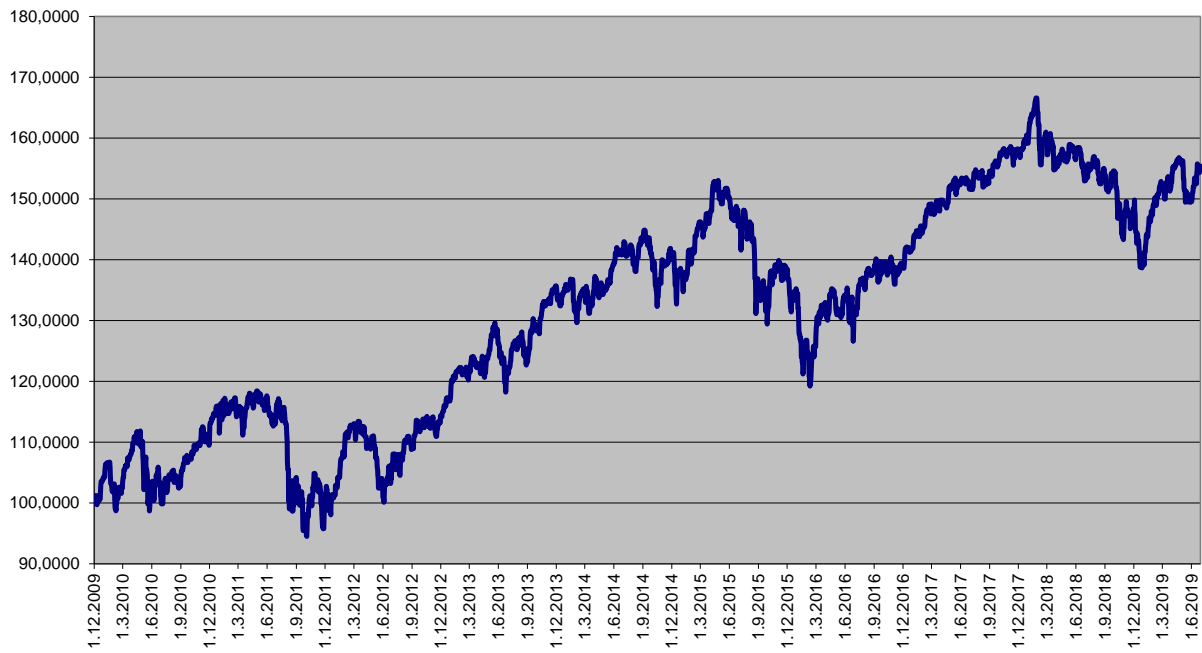


Jednotkový fond MEAG EuroRent

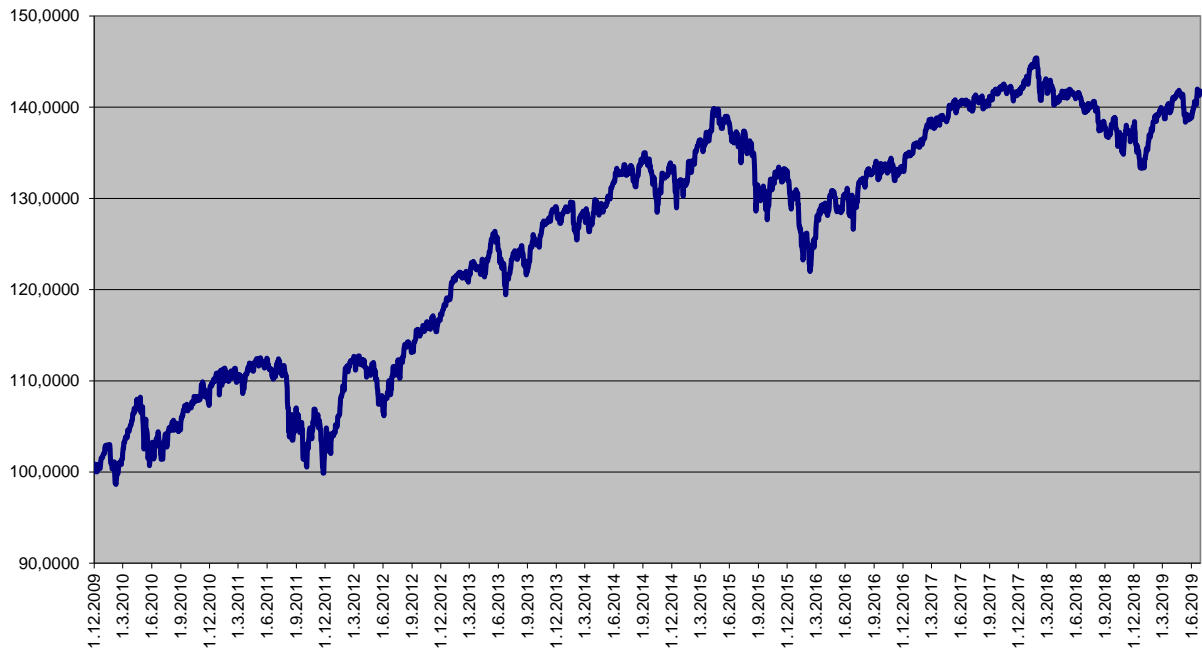


— MEAG EuroBalance — MEAG EuroRent — MEAG Proinvest

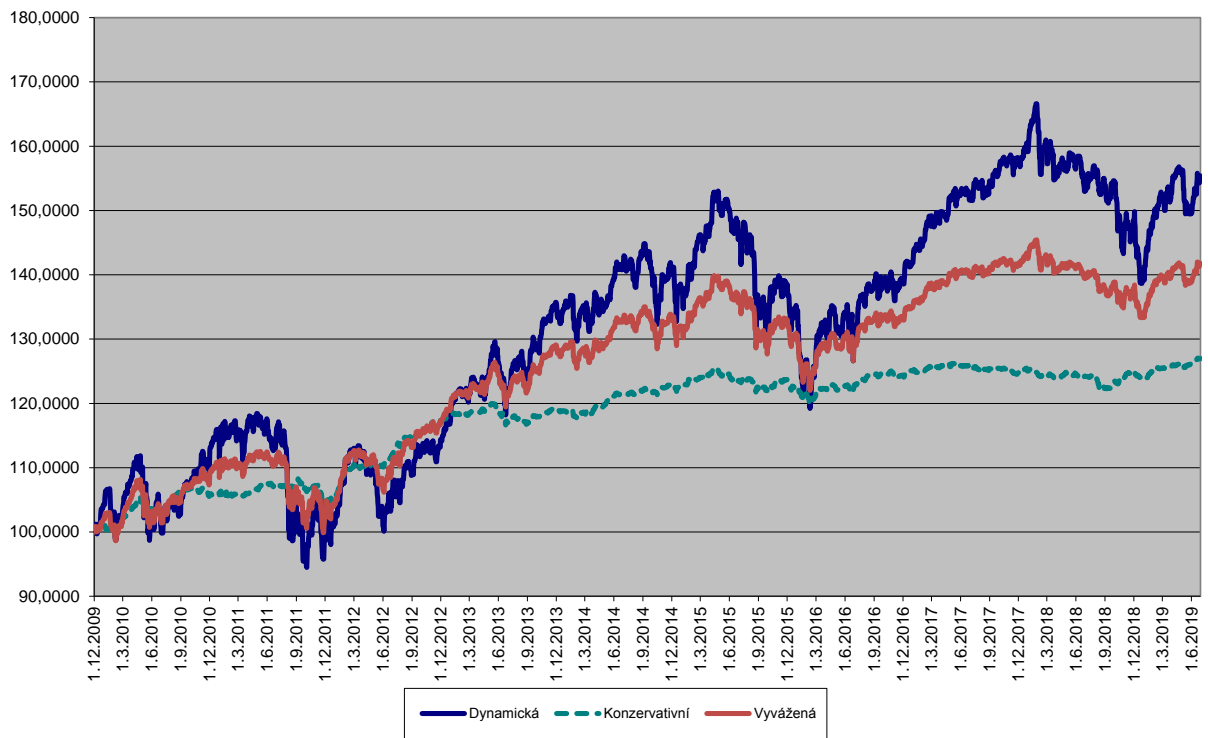
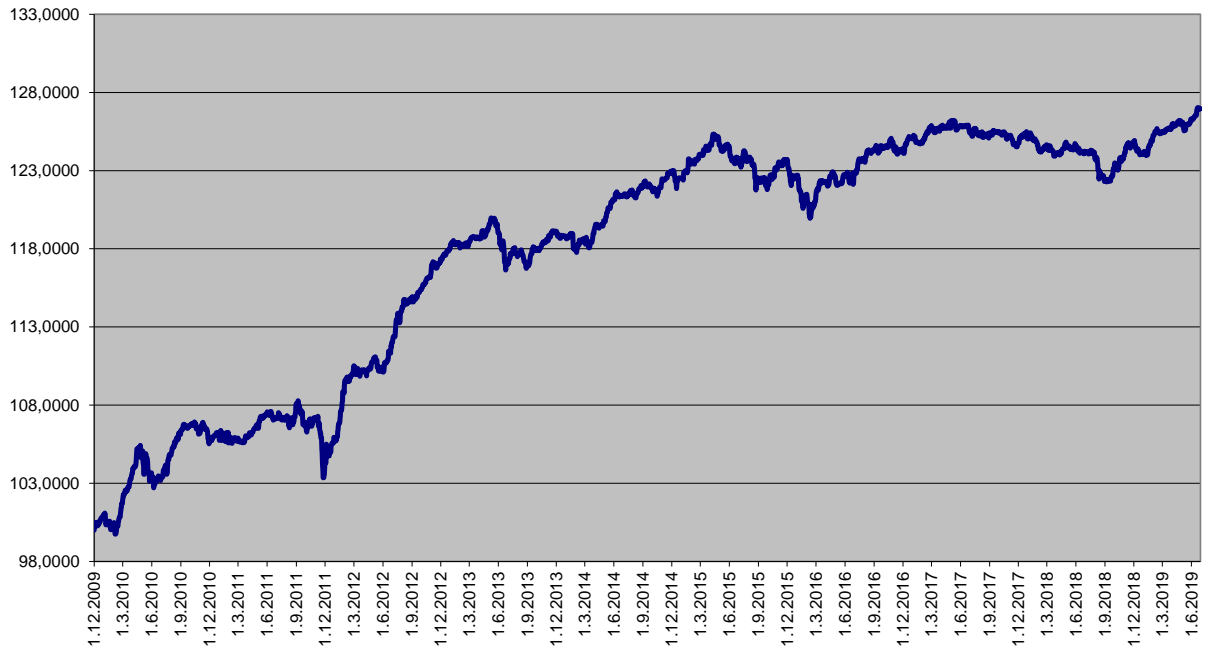
Dynamická strategie



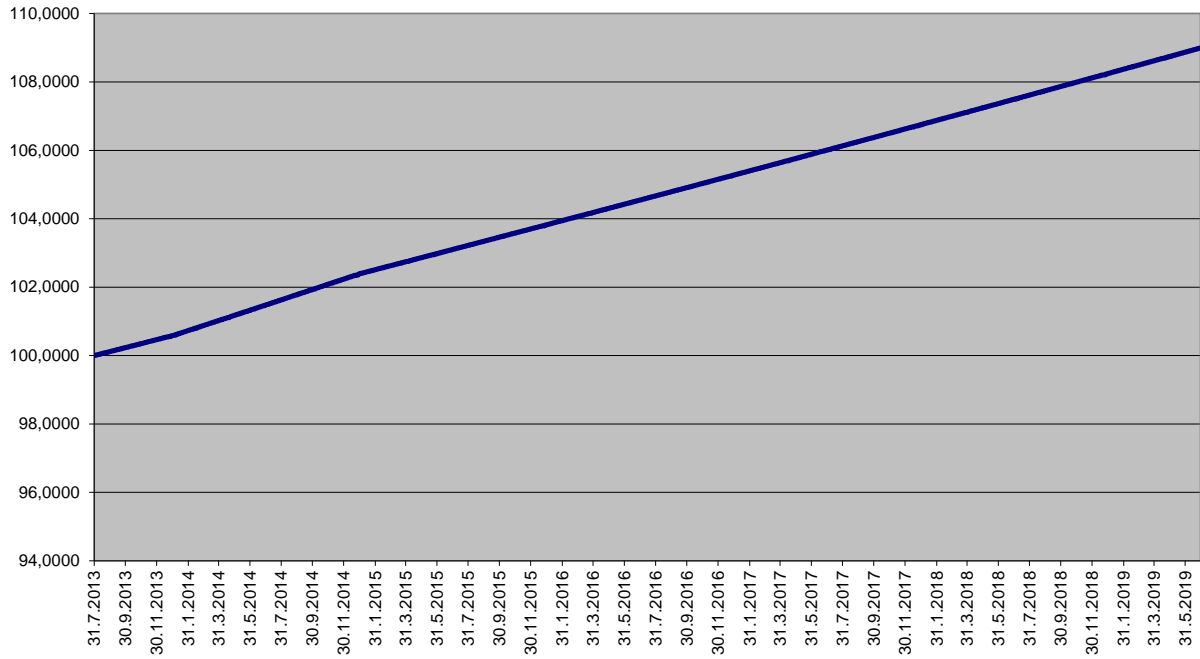
Vyvážená strategie



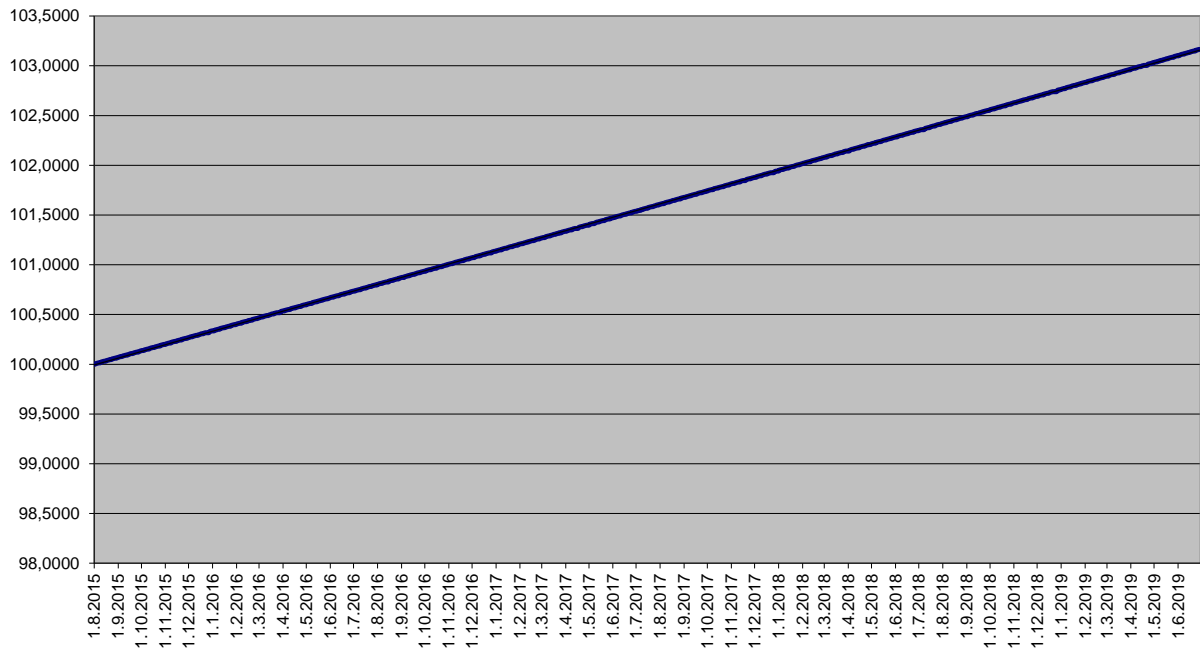
Konzervativní strategie



Garantovaný fond



Garantovaný fond 2015



Garantovaný fond 2016

