

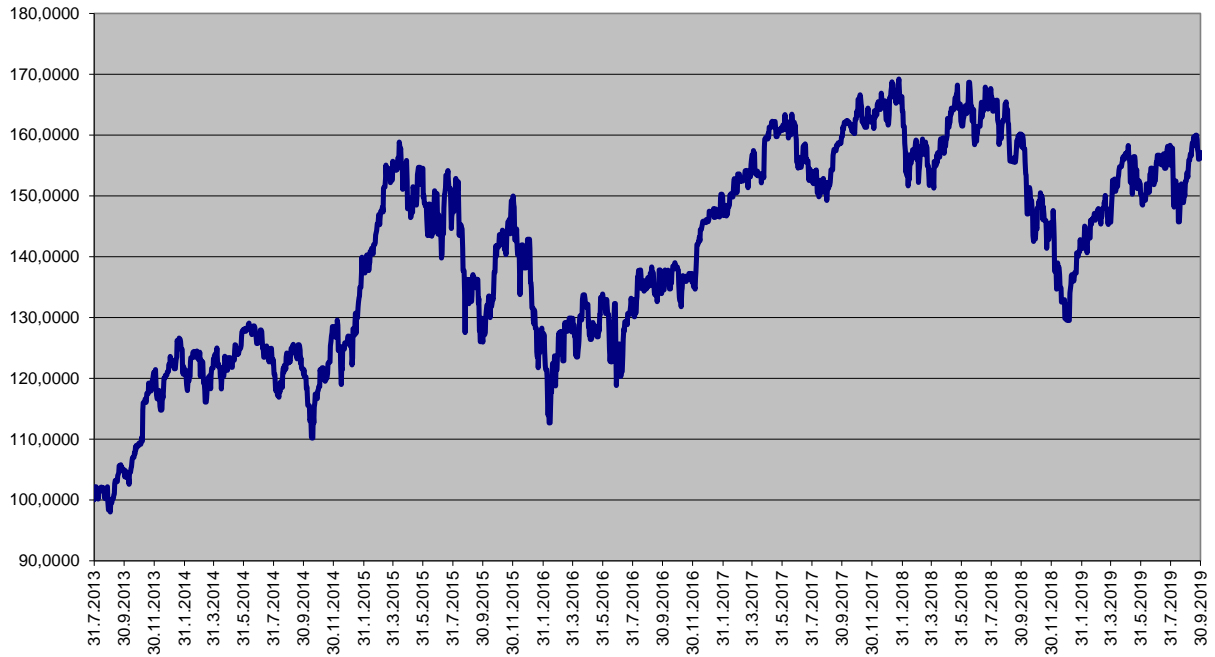
Ceny podílových jednotek
Investiční životní pojištění

Datum	MEAG EuroBalance	Fond MEAG EuroRent	MEAG Proinvest	Dynamická (Conseq)	Strategie Vyvážená (Conseq)	Konzervativní (Conseq)
30.9.2019	130,1603	118,6518	157,1547	154,9130	142,9067	128,8580
27.9.2019	130,0892	118,8044	156,1350	154,8725	142,8814	128,8030
26.9.2019	130,3861	118,8504	156,0228	154,8251	142,8300	128,7738
25.9.2019	130,2146	118,9718	157,1377	154,5634	142,6828	128,6981
24.9.2019	130,4130	118,9423	157,6714	155,0123	142,8667	128,6700
23.9.2019	130,2915	118,6565	159,3223	155,3774	143,0575	128,7222
20.9.2019	130,6887	118,6347	159,9919	155,8094	143,2581	128,7080
19.9.2019	130,4402	118,6416	158,6613	155,5809	143,1485	128,6866
18.9.2019	130,4397	118,4298	158,3121	155,4987	143,1226	128,7106
17.9.2019	130,5904	118,6576	158,2736	155,5123	143,1311	128,7306
16.9.2019	130,4634	118,3463	159,7430	156,0636	143,3789	128,7669
13.9.2019	130,2376	118,6765	158,6820	156,0575	143,3142	128,6343
12.9.2019	129,9649	118,4946	157,8090	155,6683	143,1602	128,7700
11.9.2019	129,4749	118,6551	156,6043	155,2902	142,9424	128,6371
10.9.2019	129,7710	118,8061	156,9862	154,2296	142,4151	128,5198
9.9.2019	130,0414	119,1374	156,8165	154,2293	142,4474	128,5491
6.9.2019	129,5712	118,8568	155,9050	153,7515	142,2198	128,5222
5.9.2019	129,3012	119,3407	154,4416	153,4225	142,0943	128,5074
4.9.2019	128,6101	119,4976	153,0714	152,0113	141,4754	128,5122
3.9.2019	128,8590	119,5778	153,7862	150,9493	141,0050	128,5009
2.9.2019	128,9838	119,8530	153,8210	151,6564	141,3112	128,4908
30.8.2019	128,6129	119,7920	152,4157	151,5712	141,2409	128,4041
31.7.2019	129,5746	117,0033	155,0384	156,2797	143,0452	128,2501
28.6.2019	128,7802	114,8349	152,4691	155,3980	141,7658	126,9640
31.5.2019	128,2687	114,6921	150,2692	149,5616	138,8741	126,2206
30.4.2019	131,5608	113,6234	157,0049	155,9685	141,1991	125,9184
29.3.2019	129,7105	113,8701	145,6625	152,7571	139,9505	125,7373
28.2.2019	127,5271	111,8023	145,9913	151,7495	139,4861	125,4025
31.1.2019	125,7359	111,9421	142,0498	148,8971	138,3833	125,2587
31.12.2018	121,6517	111,2690	129,5847	139,9322	133,8027	124,0372
30.11.2018	128,0769	111,8509	145,6248	148,4310	137,8577	124,8312
31.10.2018	127,2957	111,7000	144,8315	145,7144	135,9558	123,9823
27.9.2018	134,3540	110,9282	160,1965	154,6133	138,7650	123,1159
31.8.2018	134,7244	111,0889	164,2544	153,9840	137,8385	122,3698
31.7.2018	134,6426	110,8765	166,2960	156,1346	140,0359	123,7652
29.6.2018	134,3838	112,4697	159,0005	153,8919	139,8107	124,2340
31.5.2018	133,1882	111,3755	161,9866	156,4299	140,9413	124,4771
30.4.2018	130,6468	111,4649	159,3915	157,3220	141,7685	124,8271
30.3.2018	129,3324	111,0212	152,9017	155,9416	140,8373	124,1144
28.2.2018	130,6904	110,4322	159,2014	159,3887	142,5252	124,6568
31.1.2018	130,9462	109,9974	163,9583	164,3682	144,3460	124,6107
29.12.2017	131,1422	111,7471	162,4929	159,1614	142,5225	125,0261
30.11.2017	131,6883	112,0243	162,6537	157,8869	141,6425	124,7610
31.10.2017	132,6633	112,6464	163,9654	157,9413	142,0777	125,2667

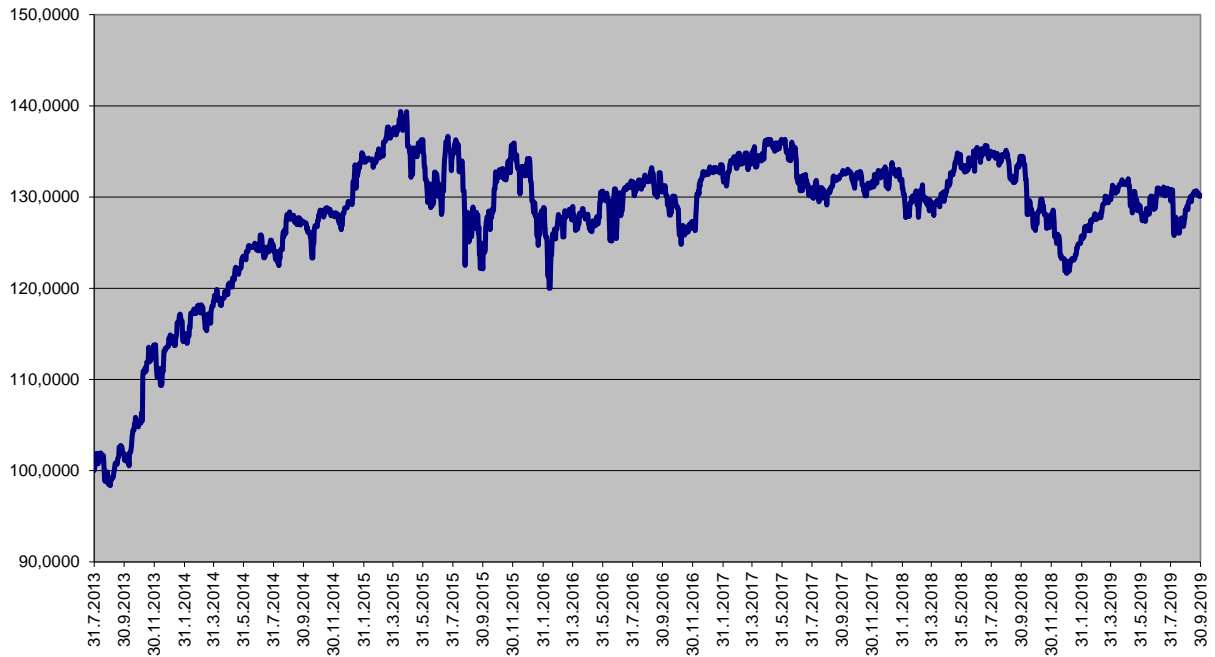
Ceny podílových jednotek
Investiční životní pojištění

Datum	Garantovaný	Garantovaný 2015	Garantovaný 2016
30.9.2019	109,3784	103,3762	102,5705
27.9.2019	109,3659	103,3694	102,5629
26.9.2019	109,3617	103,3671	102,5604
25.9.2019	109,3576	103,3649	102,5579
24.9.2019	109,3534	103,3626	102,5554
23.9.2019	109,3492	103,3604	102,5528
20.9.2019	109,3367	103,3536	102,5453
19.9.2019	109,3326	103,3513	102,5428
18.9.2019	109,3284	103,3491	102,5402
17.9.2019	109,3243	103,3468	102,5377
16.9.2019	109,3201	103,3446	102,5352
13.9.2019	109,3076	103,3378	102,5277
12.9.2019	109,3034	103,3356	102,5251
11.9.2019	109,2993	103,3333	102,5226
10.9.2019	109,2951	103,3310	102,5201
9.9.2019	109,2909	103,3288	102,5176
6.9.2019	109,2785	103,3220	102,5100
5.9.2019	109,2743	103,3198	102,5075
4.9.2019	109,2701	103,3175	102,5050
3.9.2019	109,2660	103,3153	102,5025
2.9.2019	109,2618	103,3130	102,5000
30.8.2019	109,2493	103,3062	102,4924
31.7.2019	109,1246	103,2386	102,4170
28.6.2019	108,9875	103,1643	102,3341
31.5.2019	108,8713	103,1012	102,2637
30.4.2019	108,7428	103,0315	102,1860
29.3.2019	108,6104	102,9595	102,1057
28.2.2019	108,4904	102,8943	102,0331
31.1.2019	108,3748	102,8315	101,9630
31.12.2018	108,2469	102,7619	101,8854
30.11.2018	108,1192	102,6924	101,8079
31.10.2018	107,9957	102,6252	101,7329
27.9.2018	107,8559	102,5490	101,6481
31.8.2018	107,7451	102,4886	101,5807
31.7.2018	107,6179	102,4192	101,5035
29.6.2018	107,4868	102,3477	101,4238
31.5.2018	107,3681	102,2829	101,3516
30.4.2018	107,2414	102,2138	101,2745
30.3.2018	107,1108	102,1424	101,1950
28.2.2018	106,9926	102,0777	101,1229
31.1.2018	106,8785	102,0154	101,0535
29.12.2017	106,7442	101,9419	100,9716
30.11.2017	106,6264	101,8774	100,8998
31.10.2017	106,5046	101,8107	100,8255

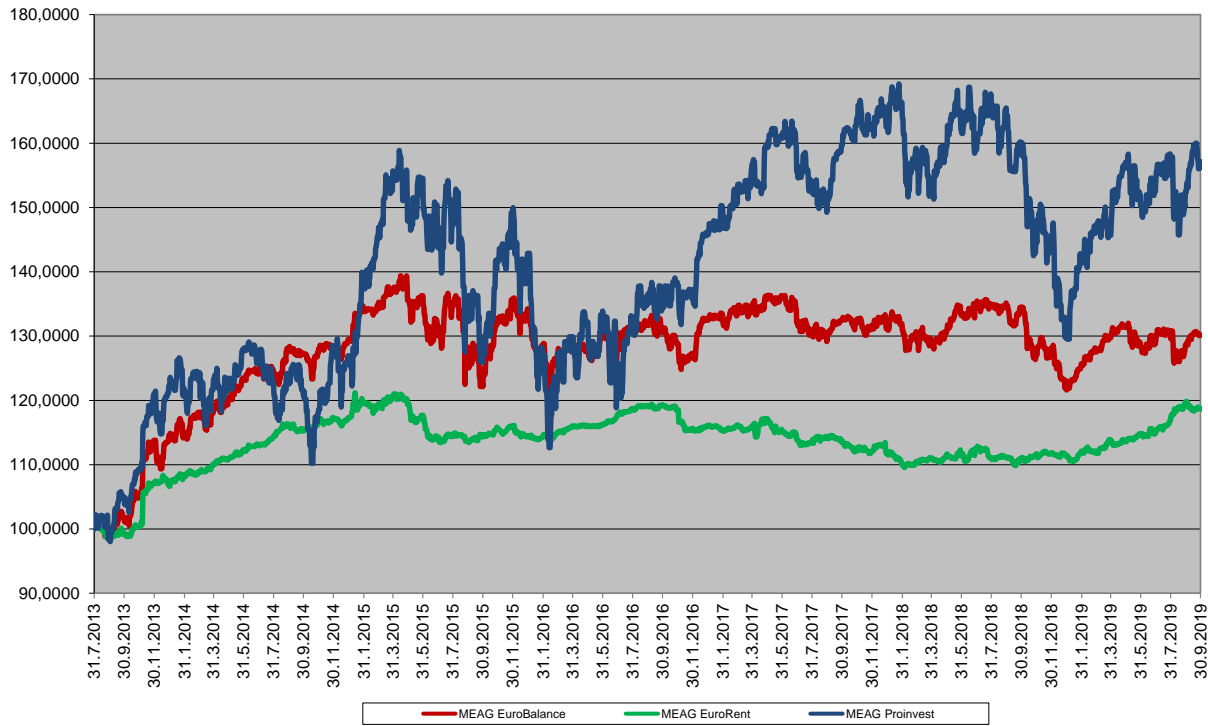
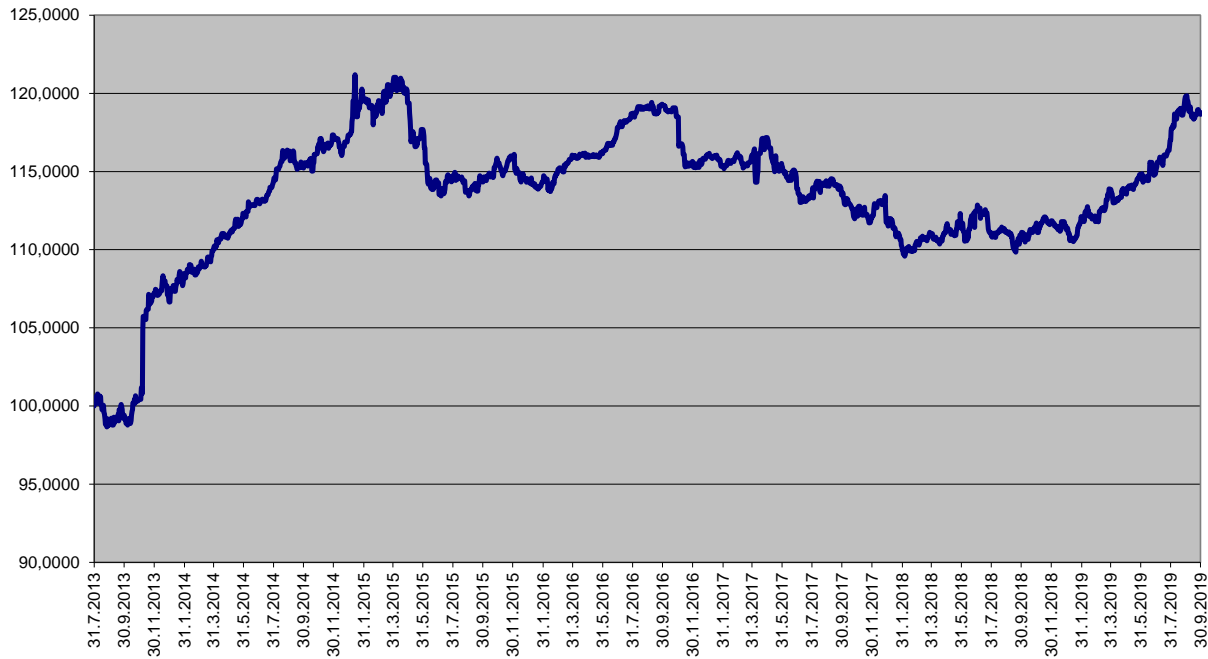
Finanční fond MEAG ProInvest



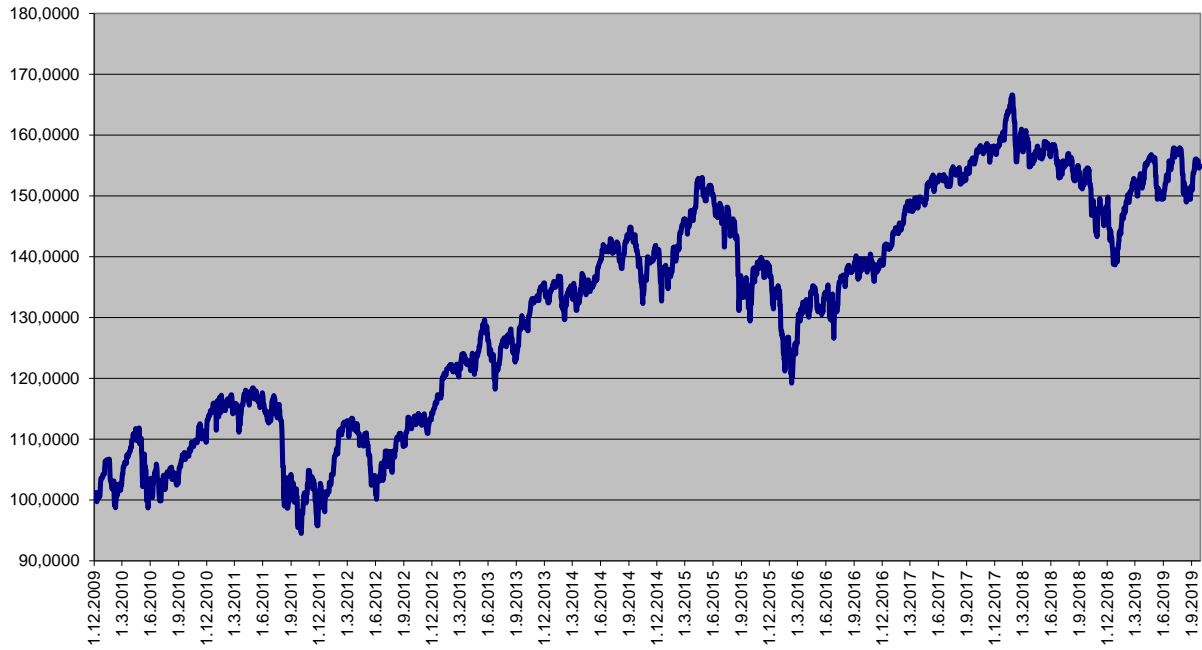
Finanční fond MEAG EuroBalance



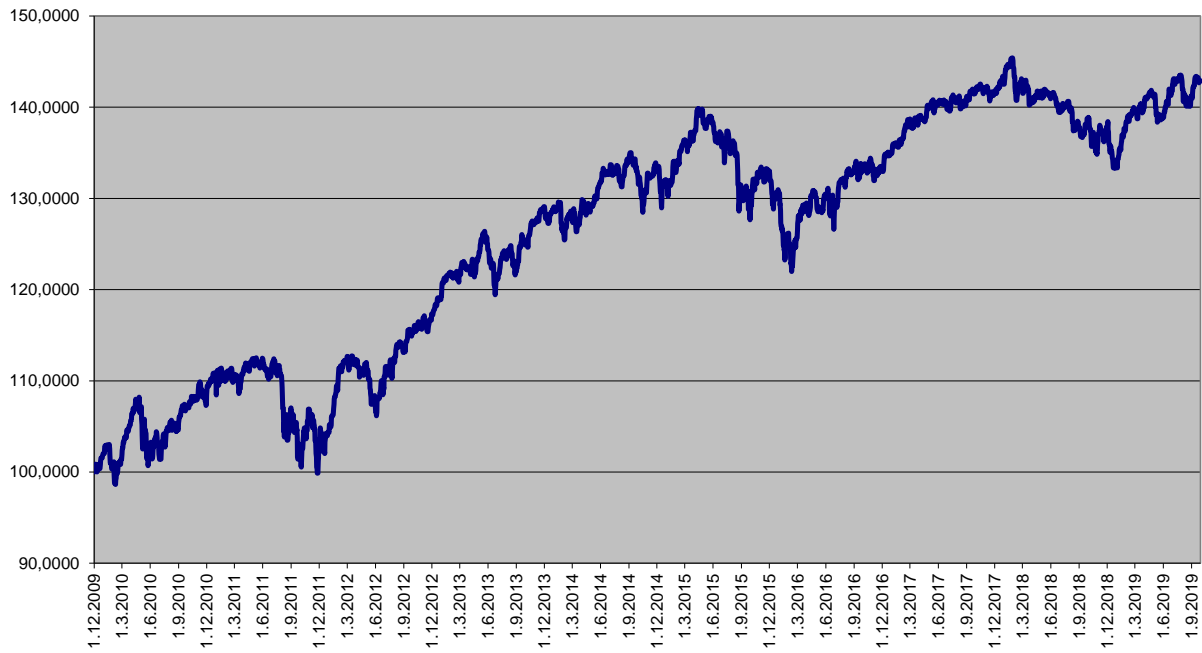
Finanční fond MEAG EuroRent



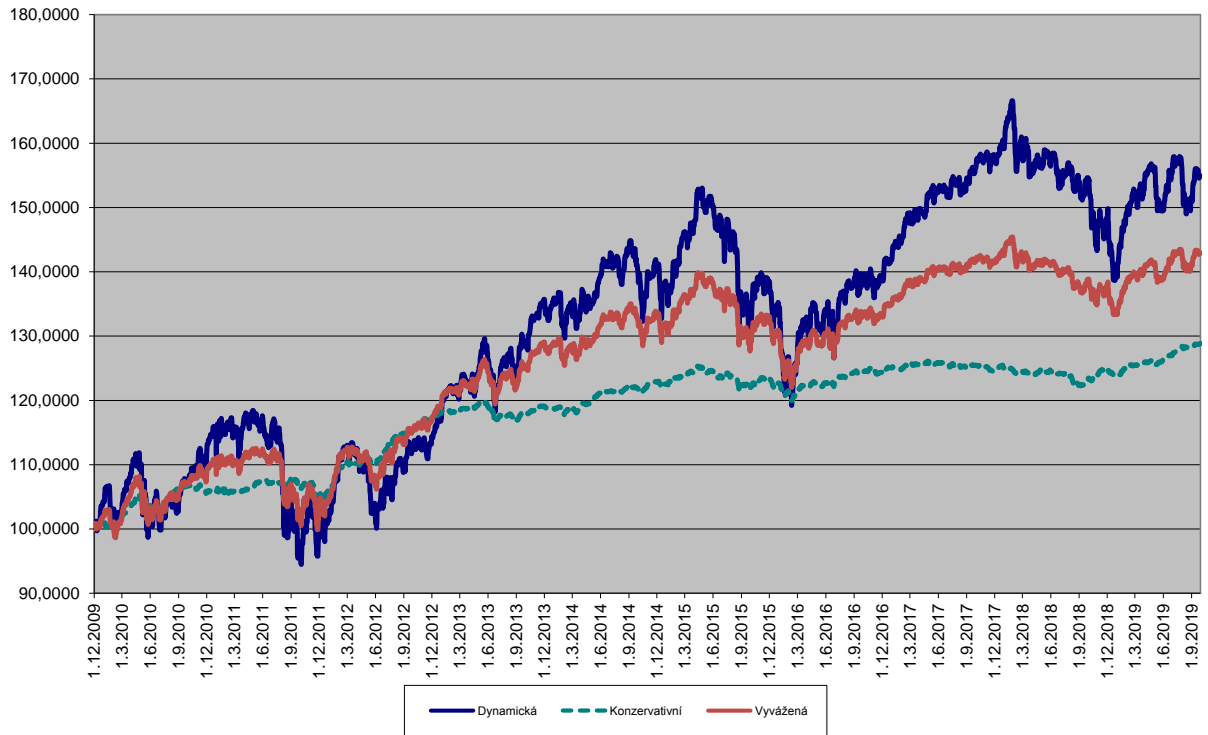
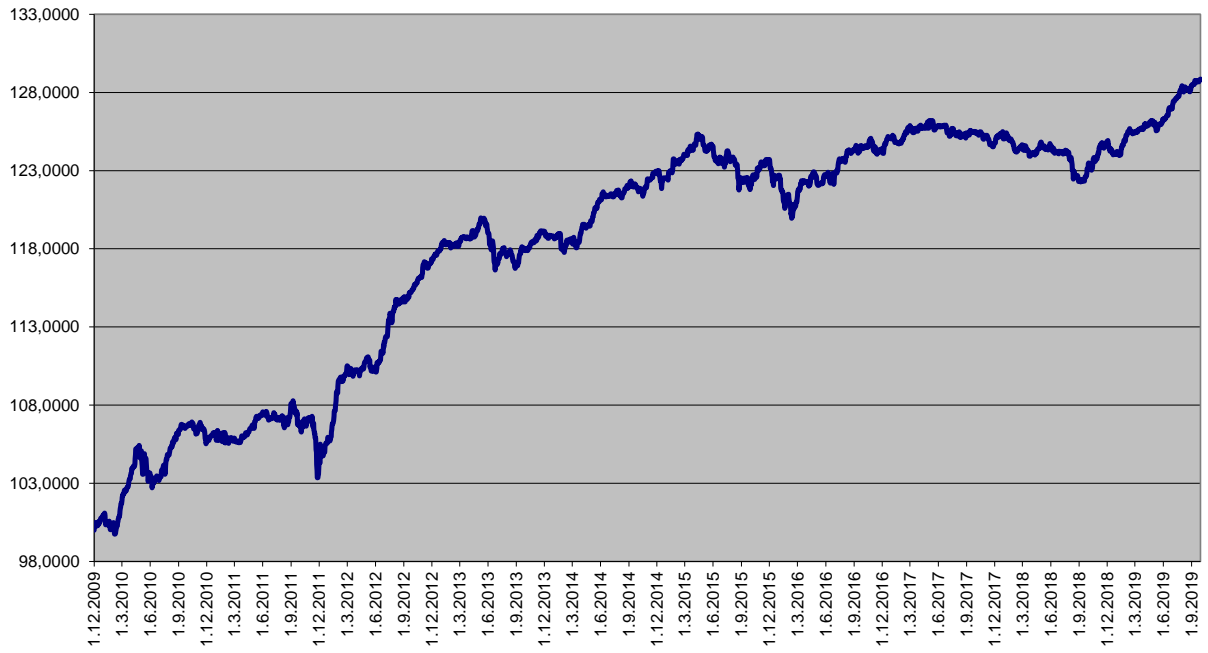
Dynamická strategie



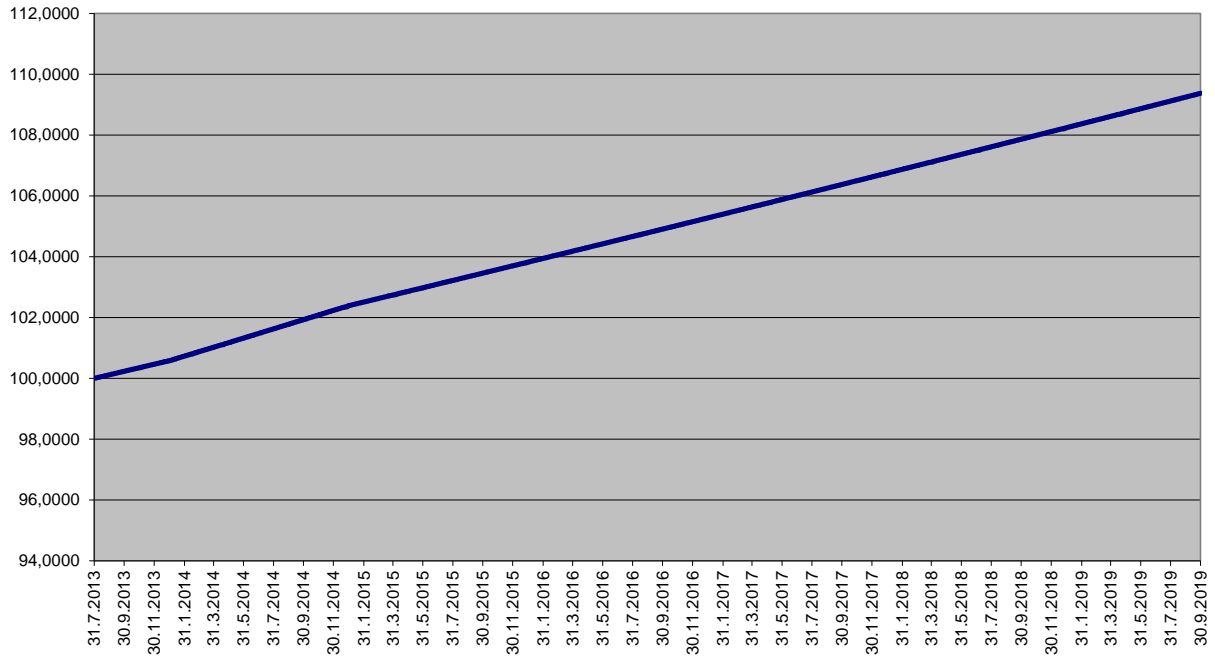
Vyvážená strategie



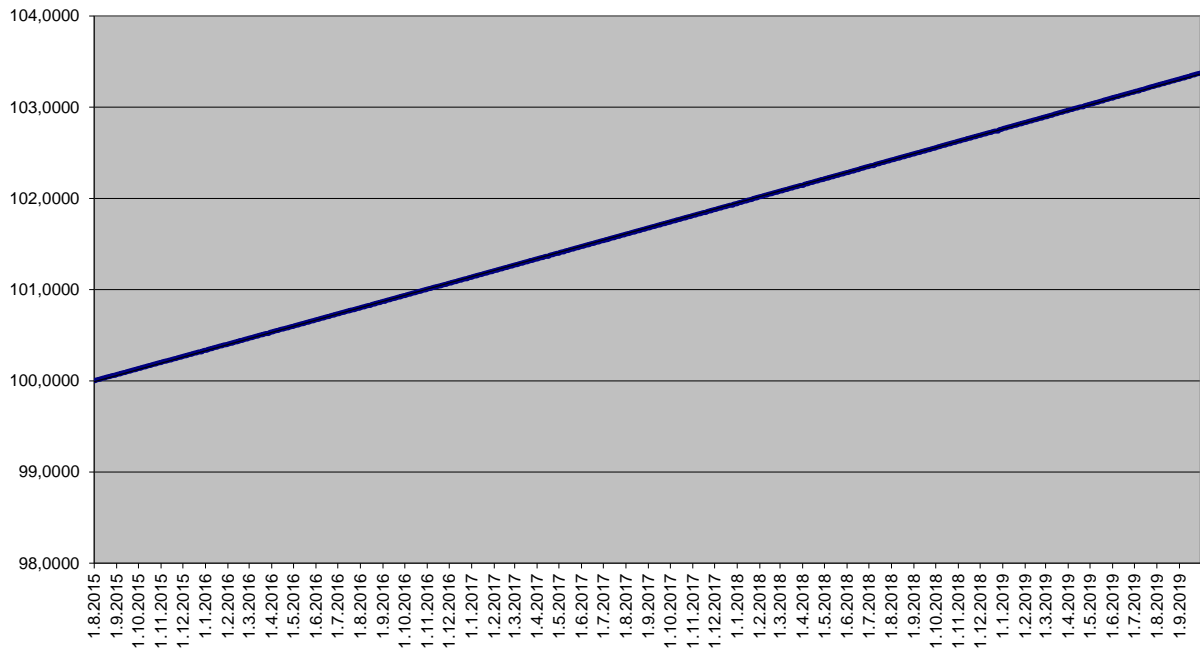
Konzervativní strategie



Garantovaný fond



Garantovaný fond 2015



Garantovaný fond 2016

