

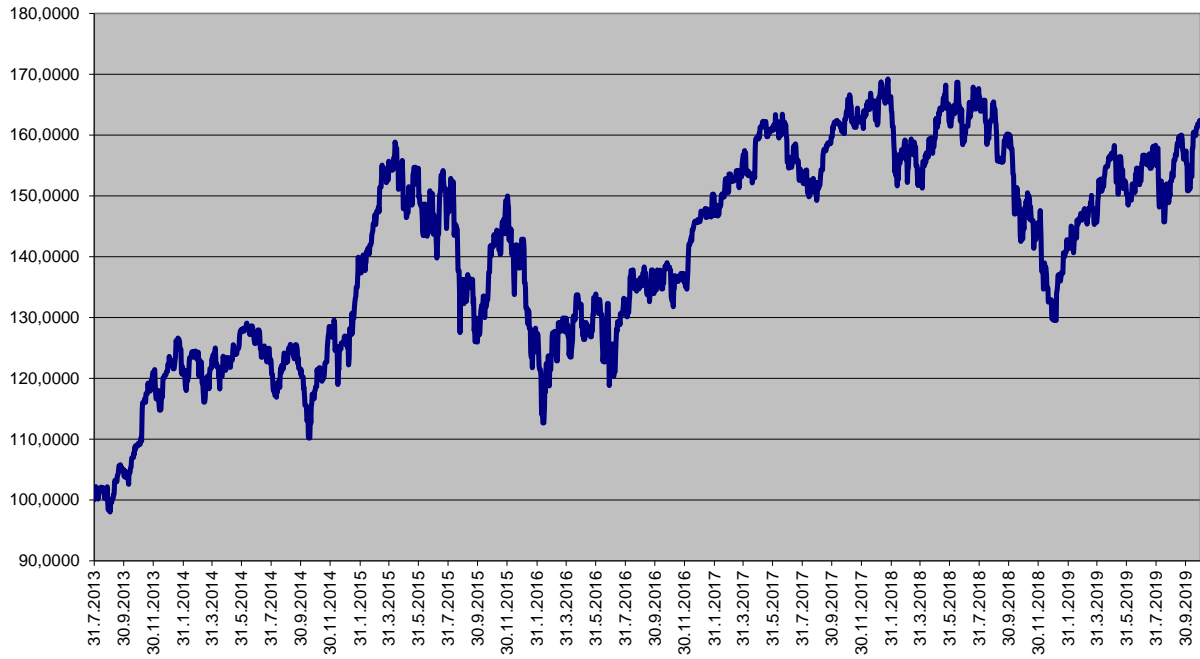
Ceny podílových jednotek
Investiční životní pojištění

Datum	MEAG EuroBalance	Fond MEAG EuroRent	MEAG Proinvest	Dynamická (Conseq)	Strategie Vyvážená (Conseq)	Konzervativní (Conseq)
31.10.2019	131,5911	116,3938	162,4185	156,3934	143,3157	128,6866
30.10.2019	131,7614	116,4310	161,8535	156,9767	143,6044	128,7823
29.10.2019	132,0397	116,4417	162,3809	157,1337	143,7006	128,8172
25.10.2019	131,7299	116,9660	161,8656	156,5233	143,4561	128,8215
24.10.2019	131,5413	117,0057	161,1781	156,4532	143,4314	128,8027
23.10.2019	131,5757	117,1138	161,3489	156,2291	143,3450	128,7871
22.10.2019	131,1702	116,6157	160,8094	156,0710	143,1588	128,6713
21.10.2019	130,6455	117,0909	159,9298	155,7459	143,0195	128,6132
18.10.2019	130,9208	117,3403	160,4327	155,3070	142,8214	128,5487
17.10.2019	130,9473	117,2737	160,4772	155,4230	142,8392	128,5373
16.10.2019	131,3081	117,7600	160,3969	155,1099	142,8493	128,7433
15.10.2019	130,7274	118,2603	157,8750	155,1022	142,9508	128,8591
14.10.2019	130,7280	118,1702	157,7512	154,1331	142,5164	128,8242
11.10.2019	128,8303	118,2522	153,1864	154,2819	142,5819	128,7912
10.10.2019	128,6863	118,9587	152,8784	152,4698	141,8589	128,7851
9.10.2019	128,2401	118,8861	151,1147	151,7308	141,4347	128,7089
8.10.2019	128,8054	118,7188	153,1113	151,4831	141,3076	128,6608
7.10.2019	128,6560	118,6790	152,4011	152,4196	141,7149	128,6722
4.10.2019	128,1372	118,4948	150,8526	152,4517	141,7034	128,6515
3.10.2019	129,0456	118,3822	155,3046	151,7431	141,3224	128,5523
2.10.2019	129,0456	118,3822	155,3046	151,6758	141,2623	128,5292
1.10.2019	129,6840	118,3446	157,4129	153,7723	142,2258	128,6501
30.9.2019	130,1603	118,6518	157,1547	154,9130	142,9067	128,8580
30.8.2019	128,6129	119,7920	152,4157	151,5712	141,2409	128,4041
31.7.2019	129,5746	117,0033	155,0384	156,2797	143,0452	128,2501
28.6.2019	128,7802	114,8349	152,4691	155,3980	141,7658	126,9640
31.5.2019	128,2687	114,6921	150,2692	149,5616	138,8741	126,2206
30.4.2019	131,5608	113,6234	157,0049	155,9685	141,1991	125,9184
29.3.2019	129,7105	113,8701	145,6625	152,7571	139,9505	125,7373
28.2.2019	127,5271	111,8023	145,9913	151,7495	139,4861	125,4025
31.1.2019	125,7359	111,9421	142,0498	148,8971	138,3833	125,2587
31.12.2018	121,6517	111,2690	129,5847	139,9322	133,8027	124,0372
30.11.2018	128,0769	111,8509	145,6248	148,4310	137,8577	124,8312
31.10.2018	127,2957	111,7000	144,8315	145,7144	135,9558	123,9823
27.9.2018	134,3540	110,9282	160,1965	154,6133	138,7650	123,1159
31.8.2018	134,7244	111,0889	164,2544	153,9840	137,8385	122,3698
31.7.2018	134,6426	110,8765	166,2960	156,1346	140,0359	123,7652
29.6.2018	134,3838	112,4697	159,0005	153,8919	139,8107	124,2340
31.5.2018	133,1882	111,3755	161,9866	156,4299	140,9413	124,4771
30.4.2018	130,6468	111,4649	159,3915	157,3220	141,7685	124,8271
30.3.2018	129,3324	111,0212	152,9017	155,9416	140,8373	124,1144
28.2.2018	130,6904	110,4322	159,2014	159,3887	142,5252	124,6568
31.1.2018	130,9462	109,9974	163,9583	164,3682	144,3460	124,6107
29.12.2017	131,1422	111,7471	162,4929	159,1614	142,5225	125,0261
30.11.2017	131,6883	112,0243	162,6537	157,8869	141,6425	124,7610

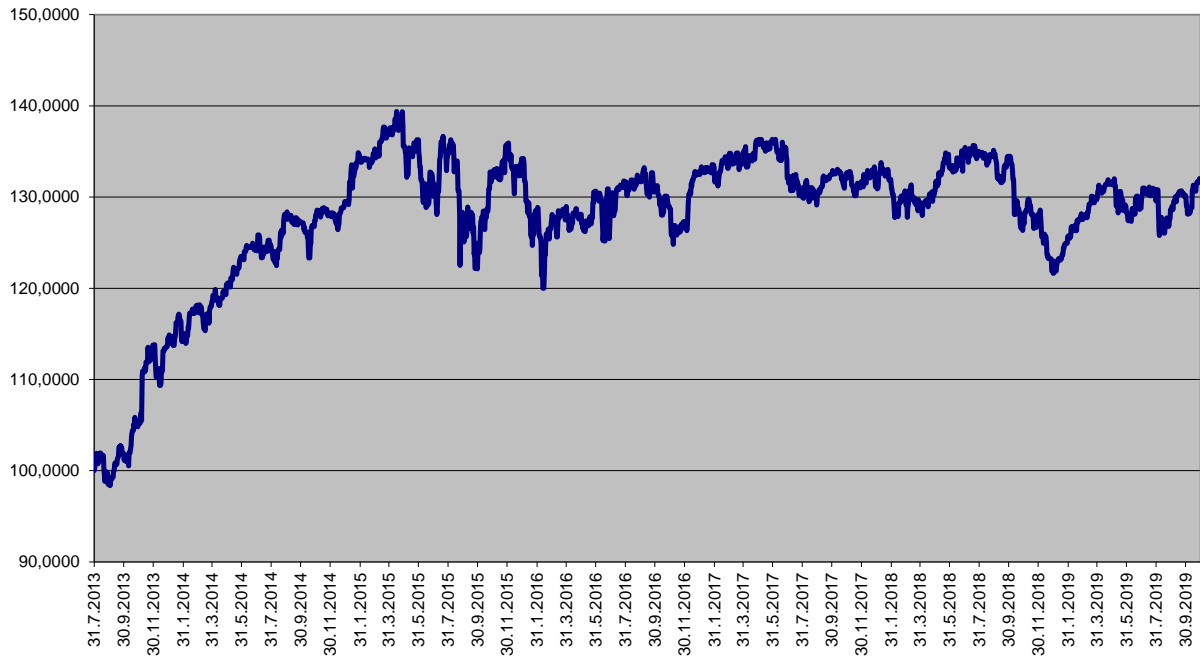
Ceny podílových jednotek
Investiční životní pojištění

Datum	Garantovaný	Garantovaný 2015	Garantovaný 2016
31.10.2019	109,5076	103,4462	102,6485
30.10.2019	109,5035	103,4439	102,6460
29.10.2019	109,4993	103,4416	102,6435
25.10.2019	109,4826	103,4326	102,6334
24.10.2019	109,4784	103,4303	102,6309
23.10.2019	109,4743	103,4281	102,6284
22.10.2019	109,4701	103,4258	102,6259
21.10.2019	109,4659	103,4236	102,6233
18.10.2019	109,4534	103,4168	102,6158
17.10.2019	109,4492	103,4145	102,6133
16.10.2019	109,4451	103,4123	102,6108
15.10.2019	109,4409	103,4100	102,6082
14.10.2019	109,4367	103,4078	102,6057
11.10.2019	109,4242	103,4010	102,5982
10.10.2019	109,4201	103,3987	102,5956
9.10.2019	109,4159	103,3965	102,5931
8.10.2019	109,4117	103,3942	102,5906
7.10.2019	109,4076	103,3920	102,5881
4.10.2019	109,3951	103,3852	102,5805
3.10.2019	109,3909	103,3829	102,5780
2.10.2019	109,3867	103,3807	102,5755
1.10.2019	109,3826	103,3784	102,5730
30.9.2019	109,3784	103,3762	102,5705
30.8.2019	109,2493	103,3062	102,4924
31.7.2019	109,1246	103,2386	102,4170
28.6.2019	108,9875	103,1643	102,3341
31.5.2019	108,8713	103,1012	102,2637
30.4.2019	108,7428	103,0315	102,1860
29.3.2019	108,6104	102,9595	102,1057
28.2.2019	108,4904	102,8943	102,0331
31.1.2019	108,3748	102,8315	101,9630
31.12.2018	108,2469	102,7619	101,8854
30.11.2018	108,1192	102,6924	101,8079
31.10.2018	107,9957	102,6252	101,7329
27.9.2018	107,8559	102,5490	101,6481
31.8.2018	107,7451	102,4886	101,5807
31.7.2018	107,6179	102,4192	101,5035
29.6.2018	107,4868	102,3477	101,4238
31.5.2018	107,3681	102,2829	101,3516
30.4.2018	107,2414	102,2138	101,2745
30.3.2018	107,1108	102,1424	101,1950
28.2.2018	106,9926	102,0777	101,1229
31.1.2018	106,8785	102,0154	101,0535
29.12.2017	106,7442	101,9419	100,9716
30.11.2017	106,6264	101,8774	100,8998

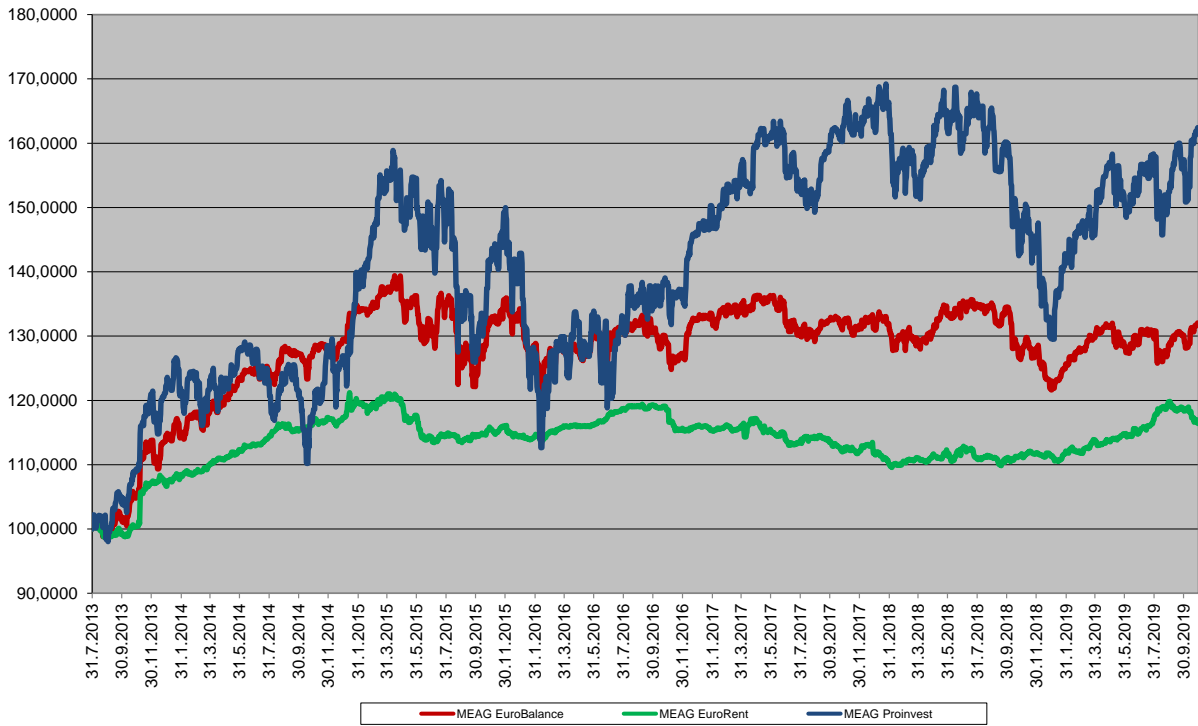
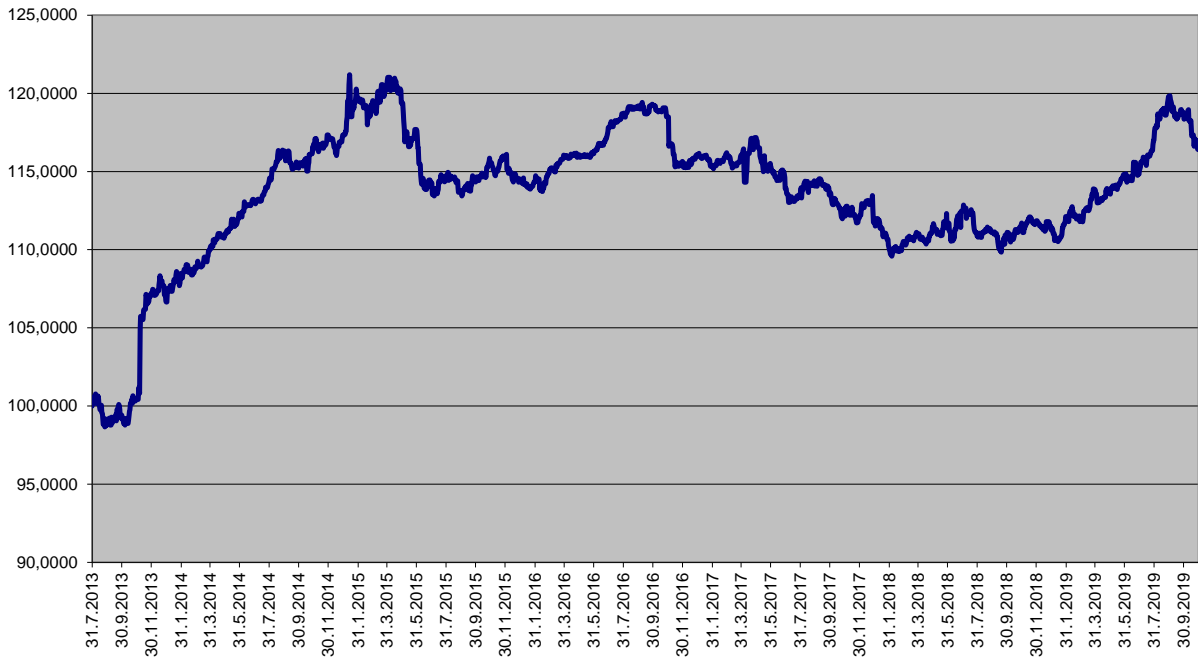
Finanční fond MEAG ProInvest



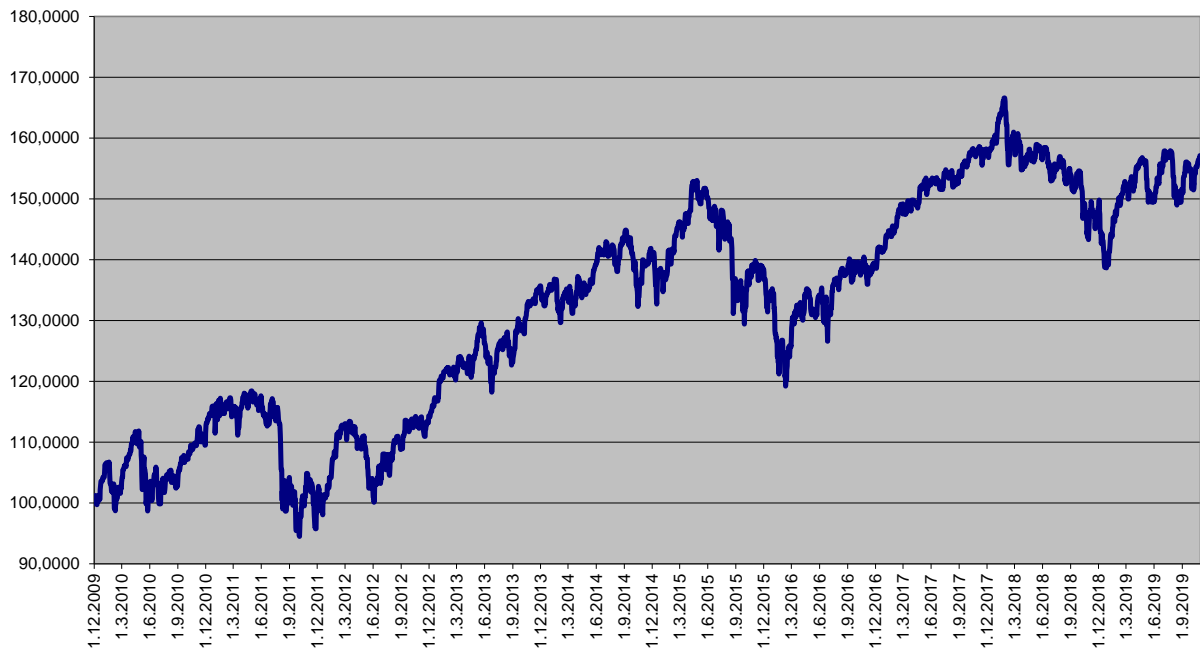
Finanční fond MEAG EuroBalance



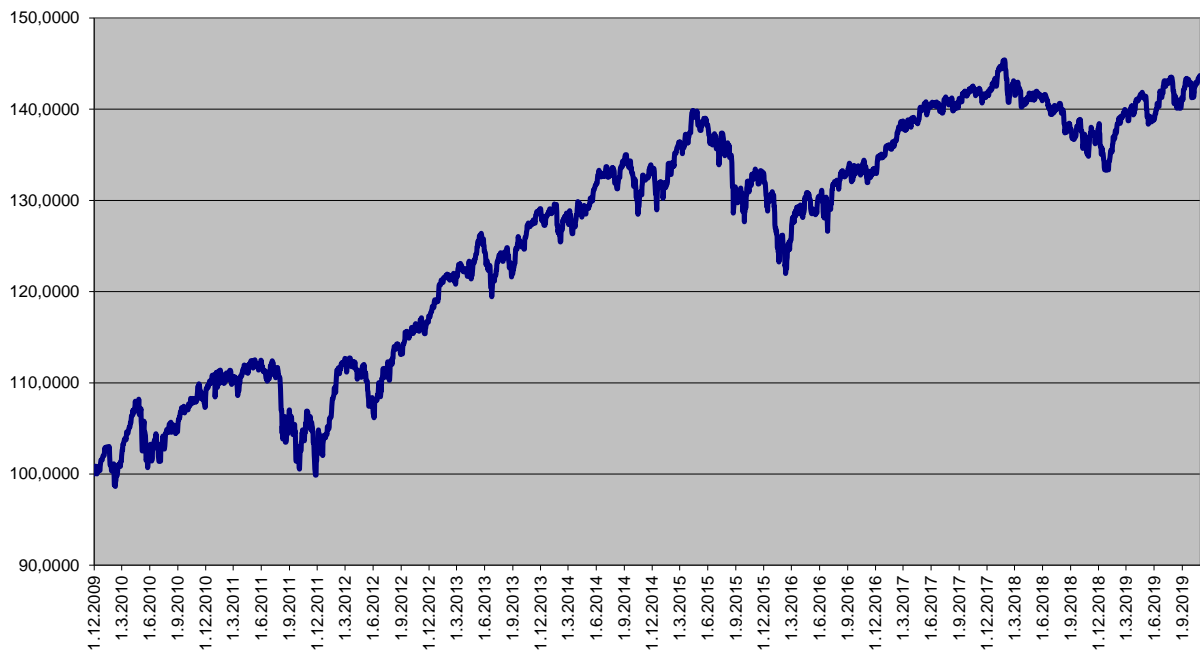
Finanční fond MEAG EuroRent



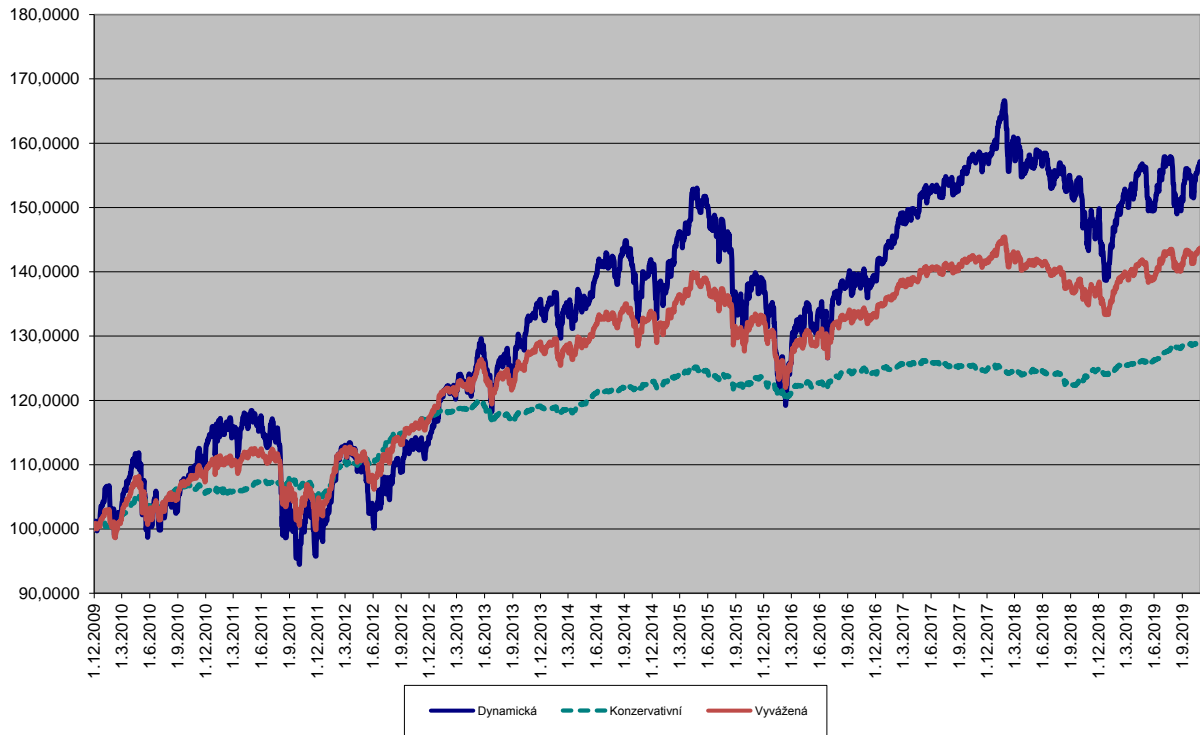
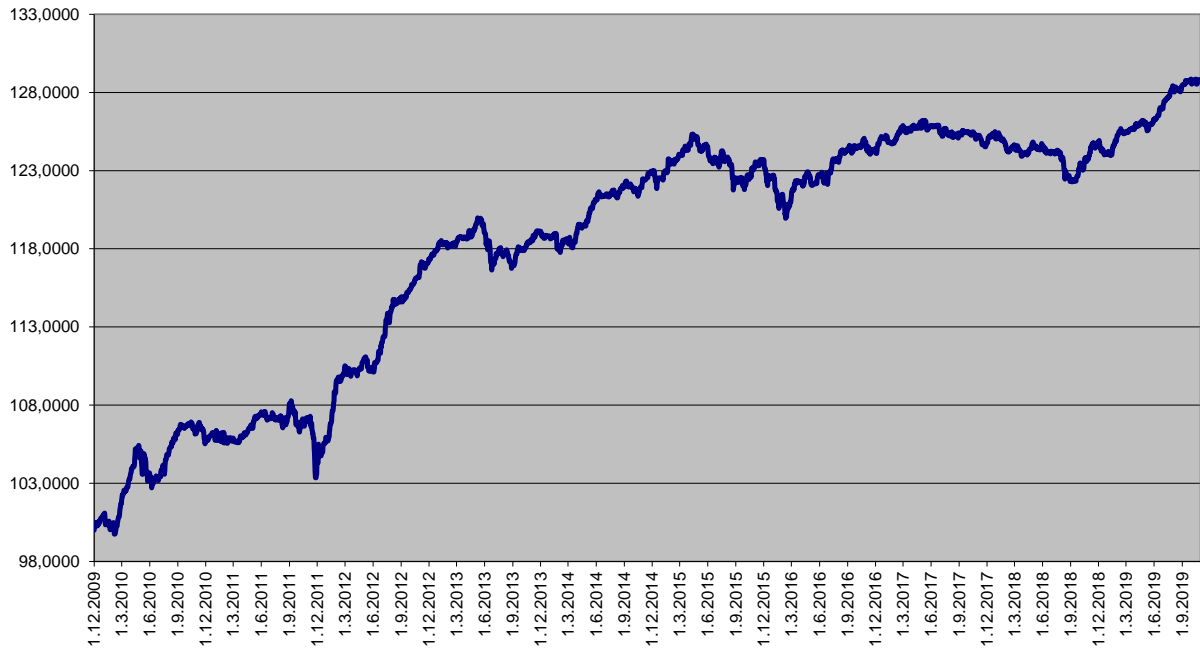
Dynamická strategie



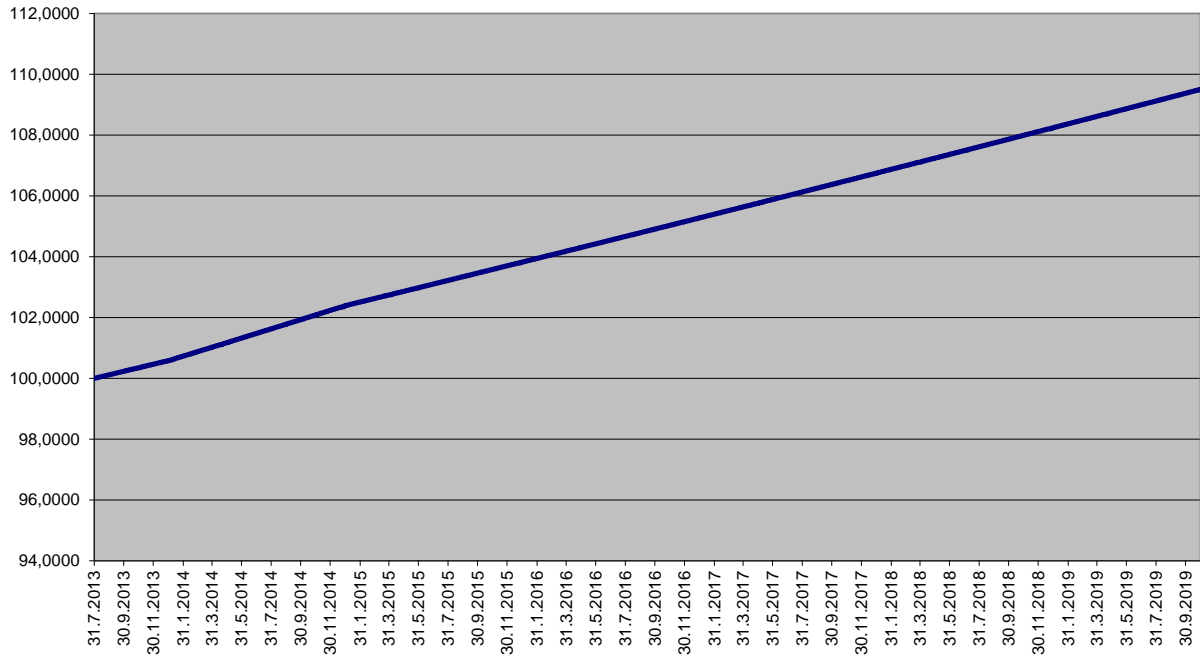
Vyvážená strategie



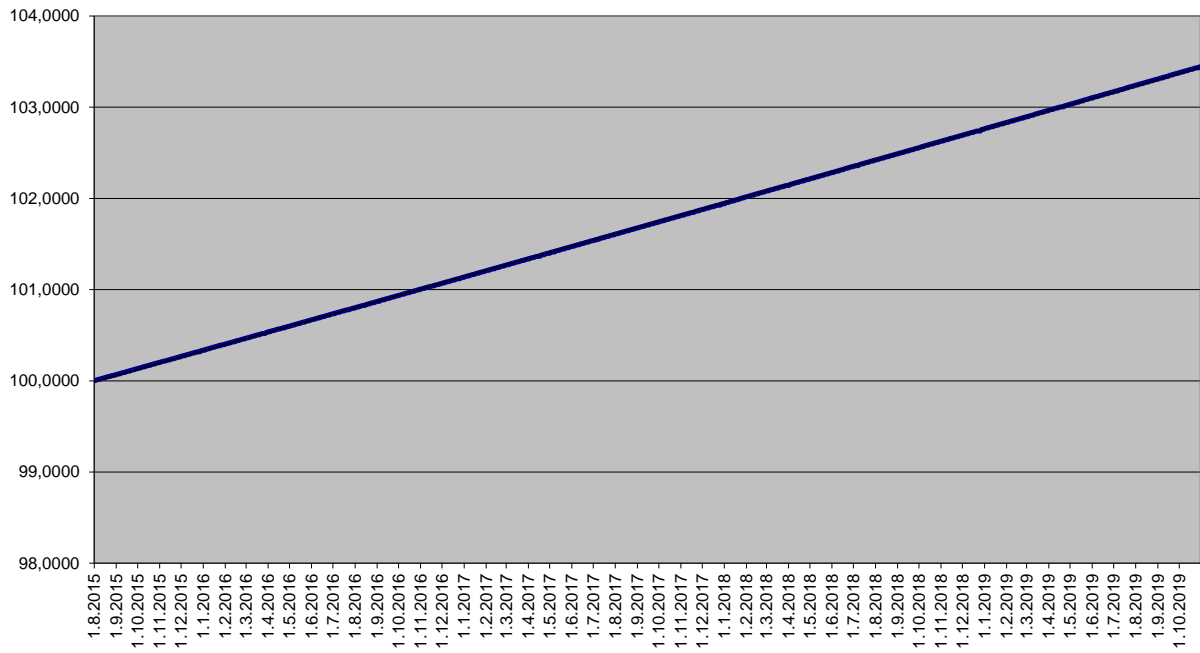
Konzervativní strategie



Garantovaný fond



Garantovaný fond 2015



Garantovaný fond 2016

