

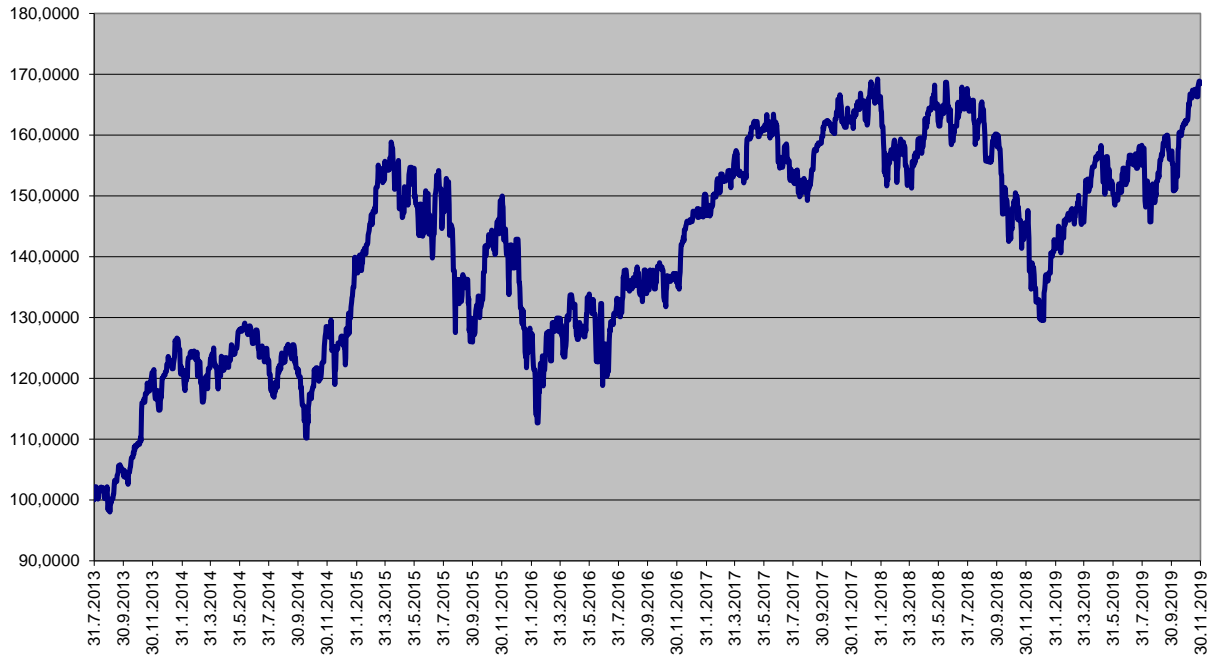
Ceny podílových jednotek
Investiční životní pojištění

Datum	MEAG EuroBalance	Fond MEAG EuroRent	MEAG Proinvest	Dynamická (Conseq)	Strategie Vyvážená (Conseq)	Konzervativní (Conseq)
29.11.2019	132,3957	116,0816	168,4510	159,4856	144,8681	129,2294
28.11.2019	133,1949	116,4292	168,8831	160,1422	145,1933	129,2800
27.11.2019	132,8824	116,1560	168,8816	160,2650	145,1803	129,2189
26.11.2019	132,7817	116,1849	168,4298	159,8026	144,9680	129,1621
25.11.2019	132,5560	115,9451	168,1007	159,9077	144,9718	129,1245
22.11.2019	131,7128	115,9099	166,3195	158,9144	144,5697	129,0328
21.11.2019	131,9591	116,1043	166,6449	158,4811	144,3875	128,9610
20.11.2019	132,2803	116,0980	167,5687	159,1750	144,7334	129,0779
19.11.2019	132,3869	116,3090	167,3342	159,6866	145,0152	129,1275
18.11.2019	132,9069	116,3854	167,4888	159,4608	144,9335	129,1428
15.11.2019	132,5134	116,3773	166,6410	159,5485	144,9778	129,1681
14.11.2019	132,6536	116,2490	166,8162	158,7855	144,5826	129,1014
13.11.2019	133,1266	116,1614	167,3899	159,0253	144,6655	129,0539
12.11.2019	132,4881	115,7529	166,0930	159,5177	144,7662	128,9722
11.11.2019	132,6861	115,9844	166,4182	159,1343	144,5781	128,9073
8.11.2019	132,8477	115,8707	166,7568	159,5209	144,7329	128,9274
7.11.2019	132,8144	116,4851	165,3909	159,9586	145,0181	129,0118
6.11.2019	132,5368	116,2738	164,7393	159,1315	144,6221	128,9723
5.11.2019	132,7674	116,5079	165,2527	159,1851	144,6531	128,9567
4.11.2019	131,9089	116,5655	163,1320	158,3228	144,2329	128,8571
1.11.2019	131,6169	116,4166	162,4503	156,9425	143,5925	128,7750
31.10.2019	131,5911	116,3938	162,4185	156,3934	143,3157	128,6866
30.9.2019	130,1603	118,6518	157,1547	154,9130	142,9067	128,8580
30.8.2019	128,6129	119,7920	152,4157	151,5712	141,2409	128,4041
31.7.2019	129,5746	117,0033	155,0384	156,2797	143,0452	128,2501
28.6.2019	128,7802	114,8349	152,4691	155,3980	141,7658	126,9640
31.5.2019	128,2687	114,6921	150,2692	149,5616	138,8741	126,2206
30.4.2019	131,5608	113,6234	157,0049	155,9685	141,1991	125,9184
29.3.2019	129,7105	113,8701	145,6625	152,7571	139,9505	125,7373
28.2.2019	127,5271	111,8023	145,9913	151,7495	139,4861	125,4025
31.1.2019	125,7359	111,9421	142,0498	148,8971	138,3833	125,2587
31.12.2018	121,6517	111,2690	129,5847	139,9322	133,8027	124,0372
30.11.2018	128,0769	111,8509	145,6248	148,4310	137,8577	124,8312
31.10.2018	127,2957	111,7000	144,8315	145,7144	135,9558	123,9823
27.9.2018	134,3540	110,9282	160,1965	154,6133	138,7650	123,1159
31.8.2018	134,7244	111,0889	164,2544	153,9840	137,8385	122,3698
31.7.2018	134,6426	110,8765	166,2960	156,1346	140,0359	123,7652
29.6.2018	134,3838	112,4697	159,0005	153,8919	139,8107	124,2340
31.5.2018	133,1882	111,3755	161,9866	156,4299	140,9413	124,4771
30.4.2018	130,6468	111,4649	159,3915	157,3220	141,7685	124,8271
30.3.2018	129,3324	111,0212	152,9017	155,9416	140,8373	124,1144
28.2.2018	130,6904	110,4322	159,2014	159,3887	142,5252	124,6568
31.1.2018	130,9462	109,9974	163,9583	164,3682	144,3460	124,6107
29.12.2017	131,1422	111,7471	162,4929	159,1614	142,5225	125,0261

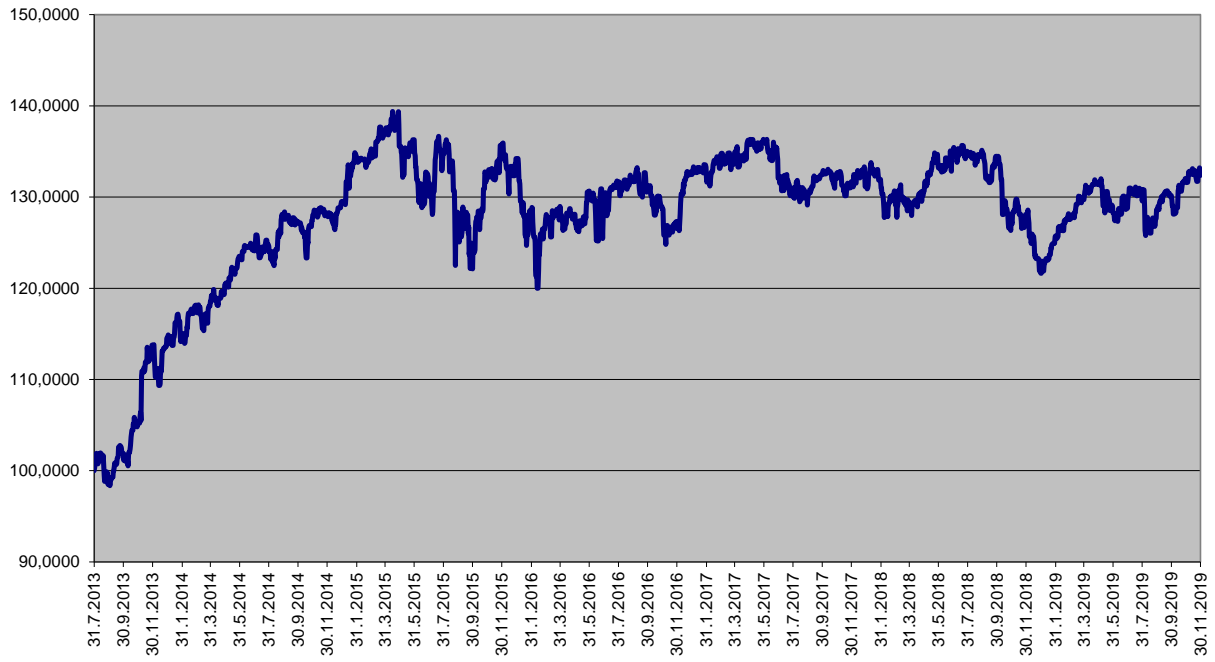
Ceny podílových jednotek
Investiční životní pojištění

Datum	Garantovaný	Garantovaný 2015	Garantovaný 2016
29.11.2019	109,6287	103,5117	102,7216
28.11.2019	109,6245	103,5094	102,7191
27.11.2019	109,6203	103,5071	102,7166
26.11.2019	109,6161	103,5049	102,7141
25.11.2019	109,6120	103,5026	102,7116
22.11.2019	109,5994	103,4958	102,7040
21.11.2019	109,5953	103,4936	102,7015
20.11.2019	109,5911	103,4913	102,6989
19.11.2019	109,5869	103,4891	102,6964
18.11.2019	109,5827	103,4868	102,6939
15.11.2019	109,5702	103,4800	102,6863
14.11.2019	109,5660	103,4778	102,6838
13.11.2019	109,5619	103,4755	102,6813
12.11.2019	109,5577	103,4733	102,6788
11.11.2019	109,5535	103,4710	102,6763
8.11.2019	109,5410	103,4642	102,6687
7.11.2019	109,5368	103,4620	102,6662
6.11.2019	109,5327	103,4597	102,6637
5.11.2019	109,5285	103,4574	102,6611
4.11.2019	109,5243	103,4552	102,6586
1.11.2019	109,5118	103,4484	102,6511
31.10.2019	109,5076	103,4462	102,6485
30.9.2019	109,3784	103,3762	102,5705
30.8.2019	109,2493	103,3062	102,4924
31.7.2019	109,1246	103,2386	102,4170
28.6.2019	108,9875	103,1643	102,3341
31.5.2019	108,8713	103,1012	102,2637
30.4.2019	108,7428	103,0315	102,1860
29.3.2019	108,6104	102,9595	102,1057
28.2.2019	108,4904	102,8943	102,0331
31.1.2019	108,3748	102,8315	101,9630
31.12.2018	108,2469	102,7619	101,8854
30.11.2018	108,1192	102,6924	101,8079
31.10.2018	107,9957	102,6252	101,7329
27.9.2018	107,8559	102,5490	101,6481
31.8.2018	107,7451	102,4886	101,5807
31.7.2018	107,6179	102,4192	101,5035
29.6.2018	107,4868	102,3477	101,4238
31.5.2018	107,3681	102,2829	101,3516
30.4.2018	107,2414	102,2138	101,2745
30.3.2018	107,1108	102,1424	101,1950
28.2.2018	106,9926	102,0777	101,1229
31.1.2018	106,8785	102,0154	101,0535
29.12.2017	106,7442	101,9419	100,9716

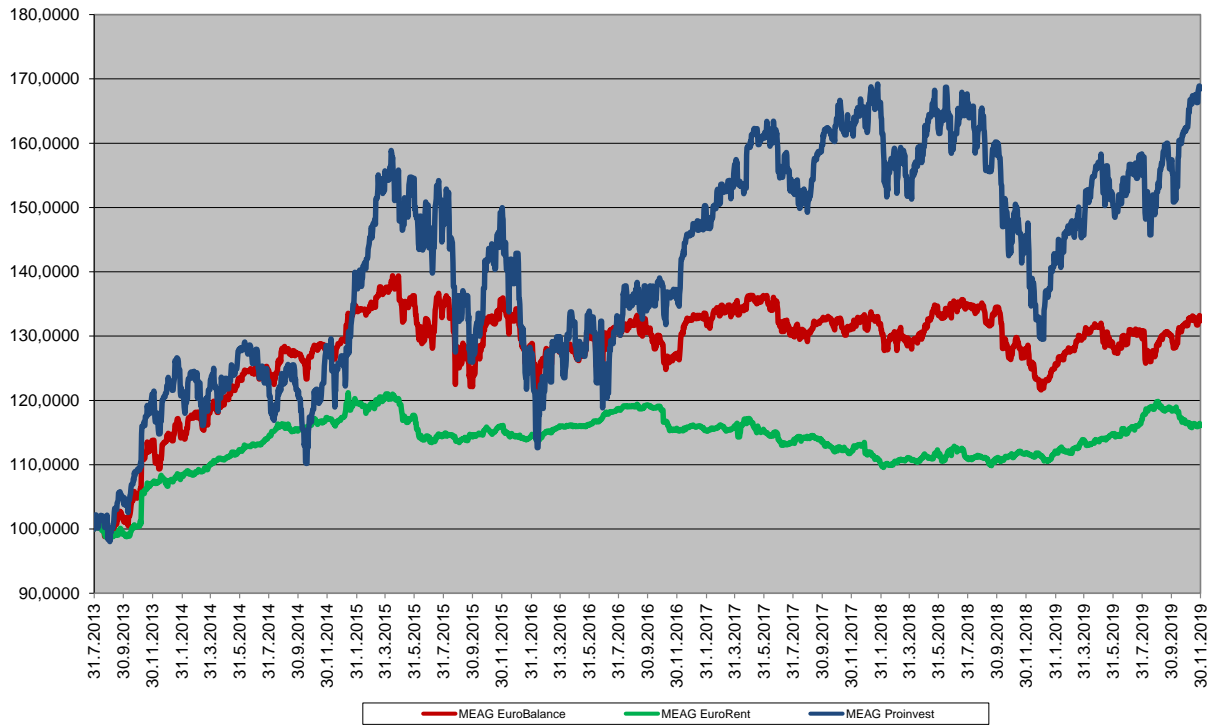
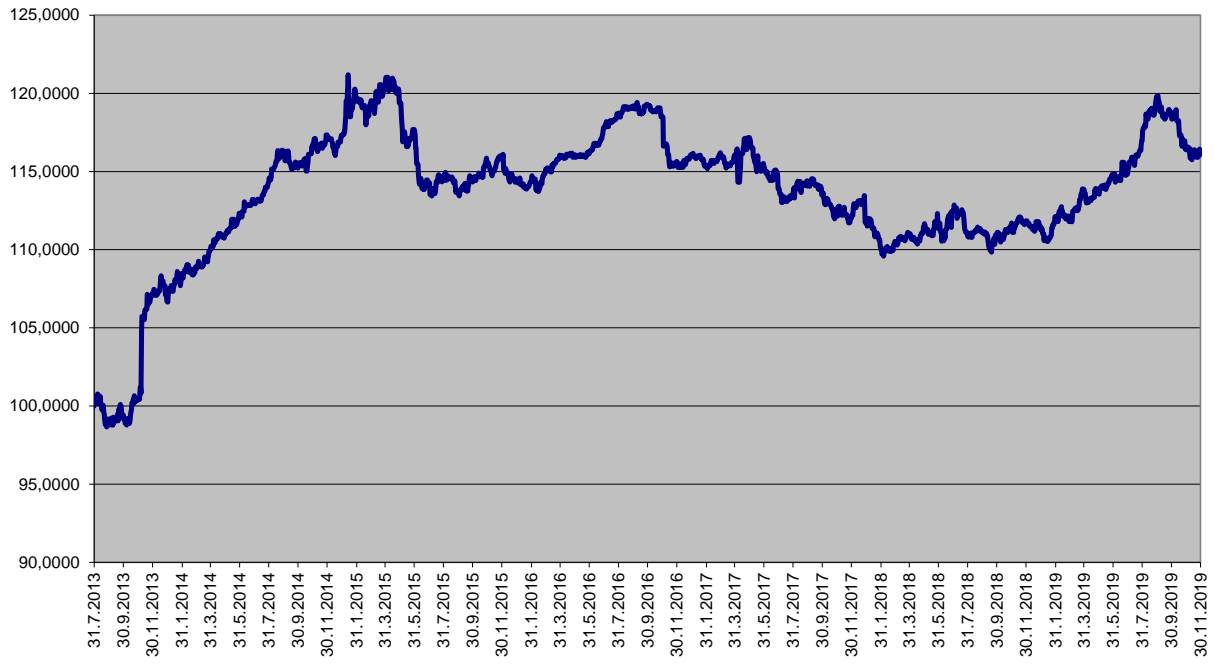
Finanční fond MEAG ProInvest



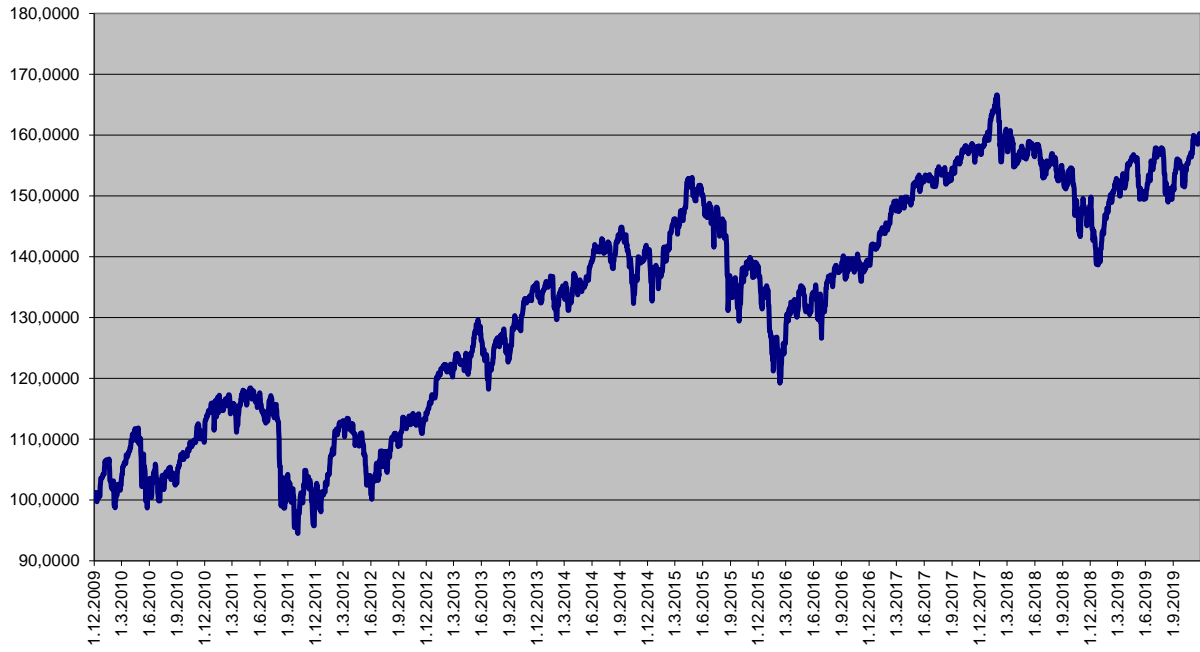
Finanční fond MEAG EuroBalance



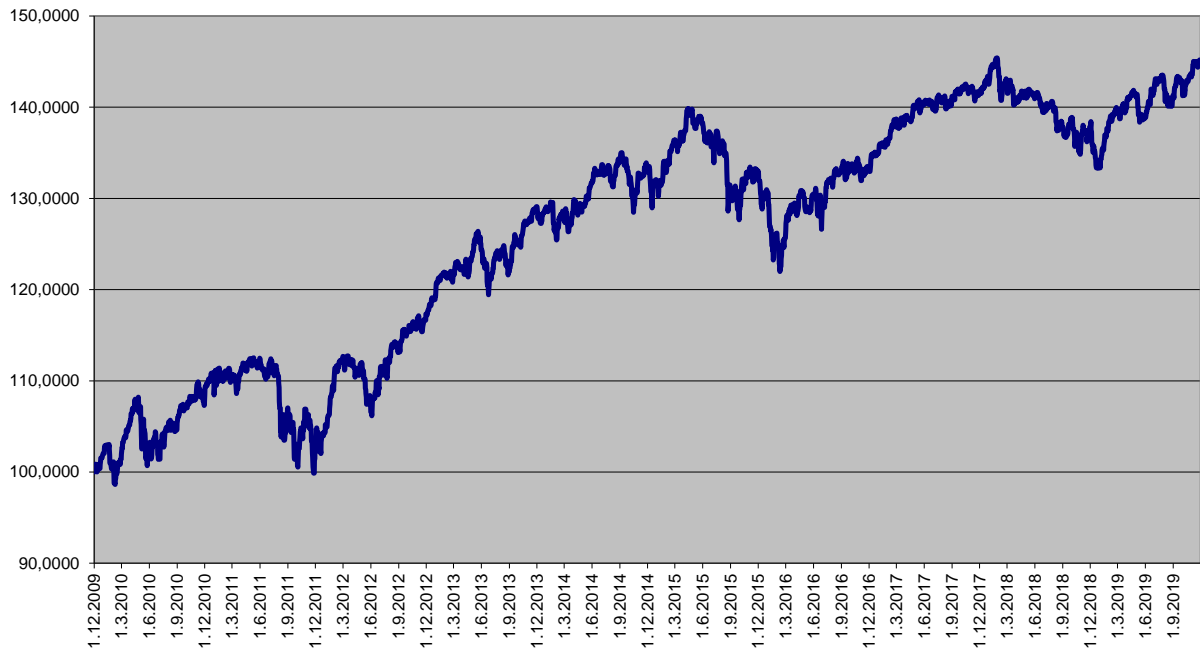
Finanční fond MEAG EuroRent



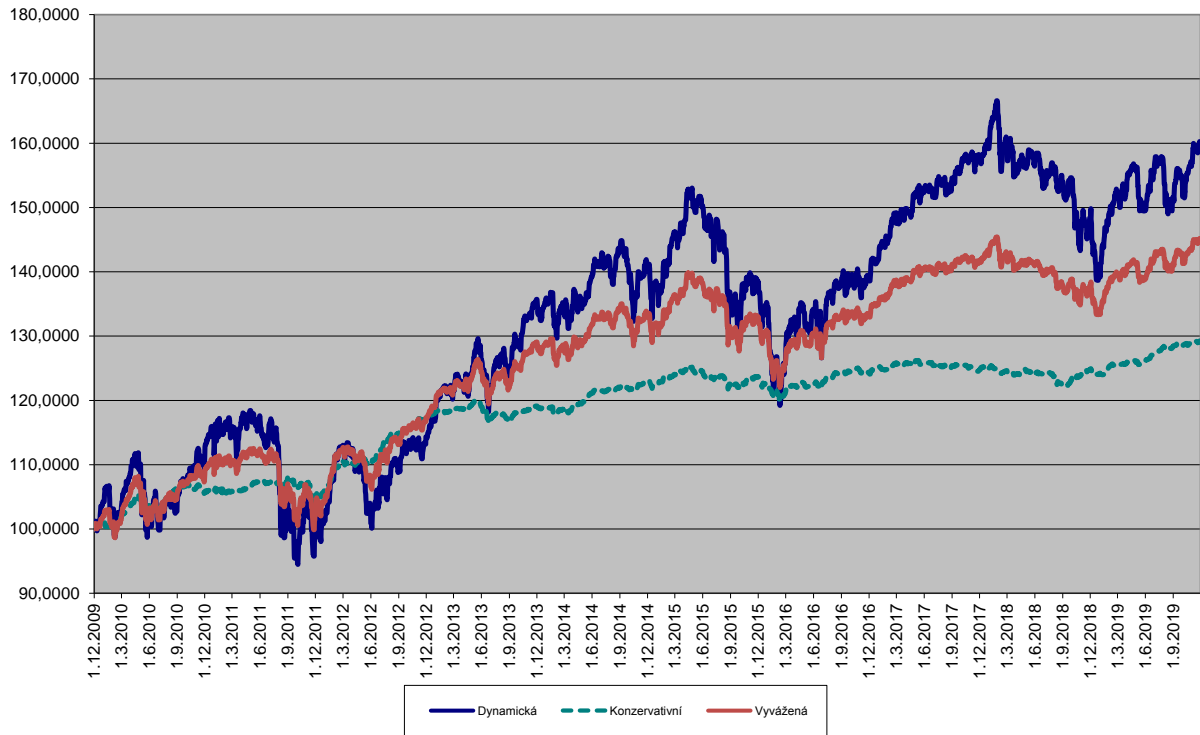
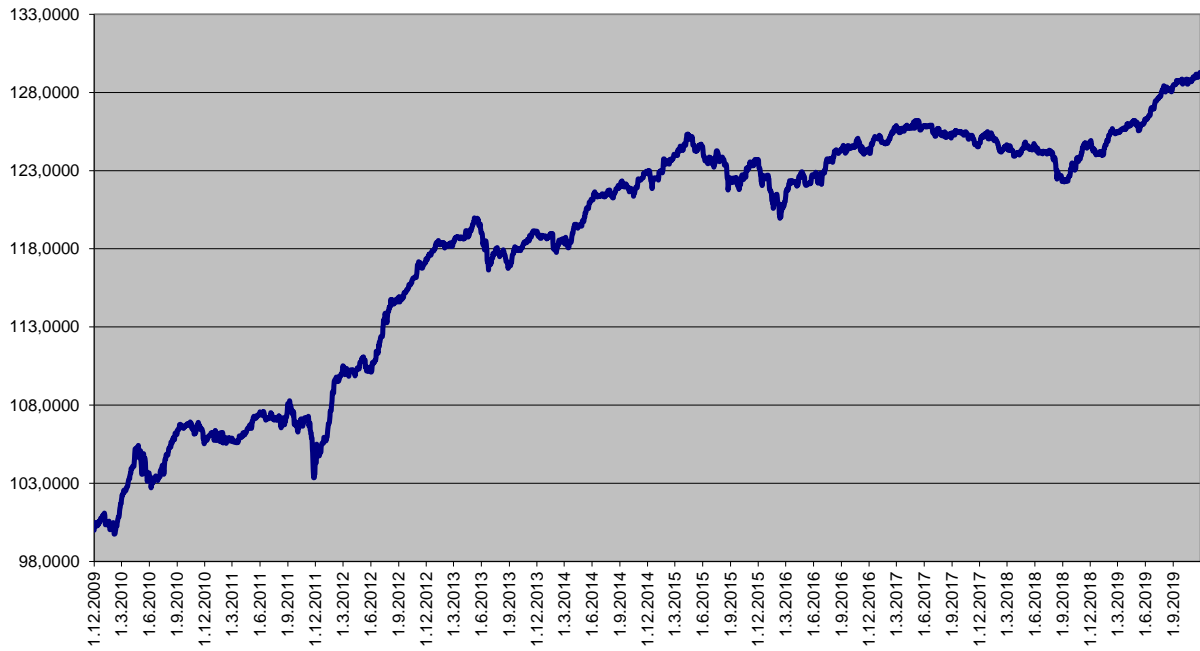
Dynamická strategie



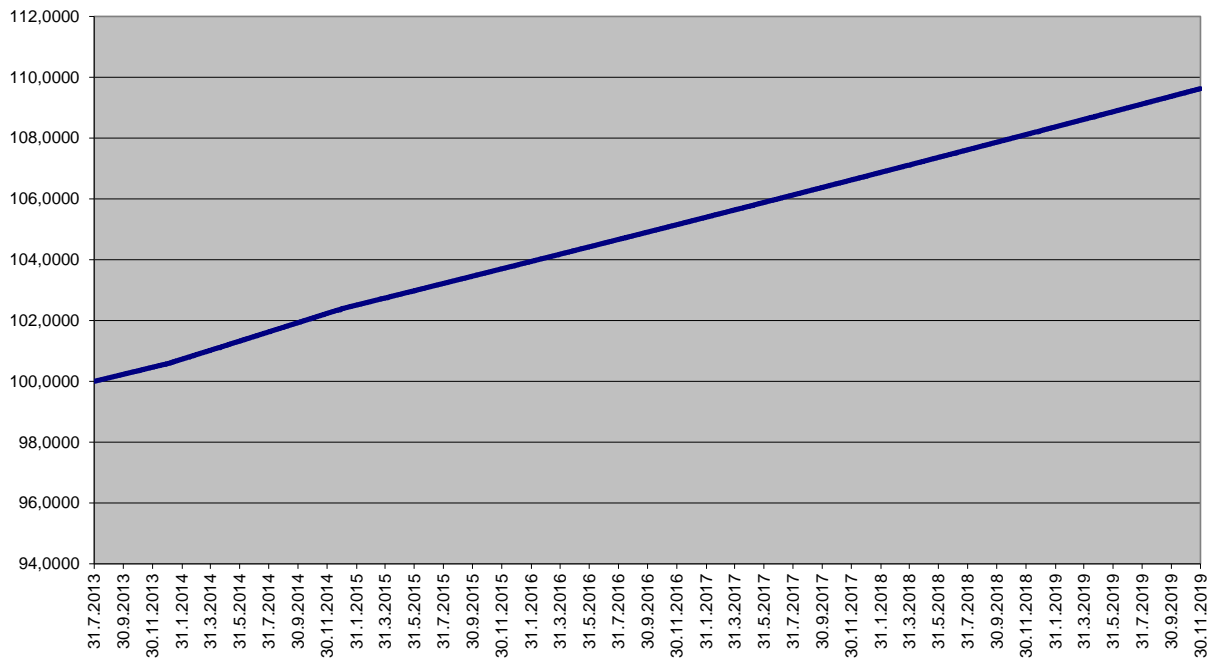
Vyvážená strategie



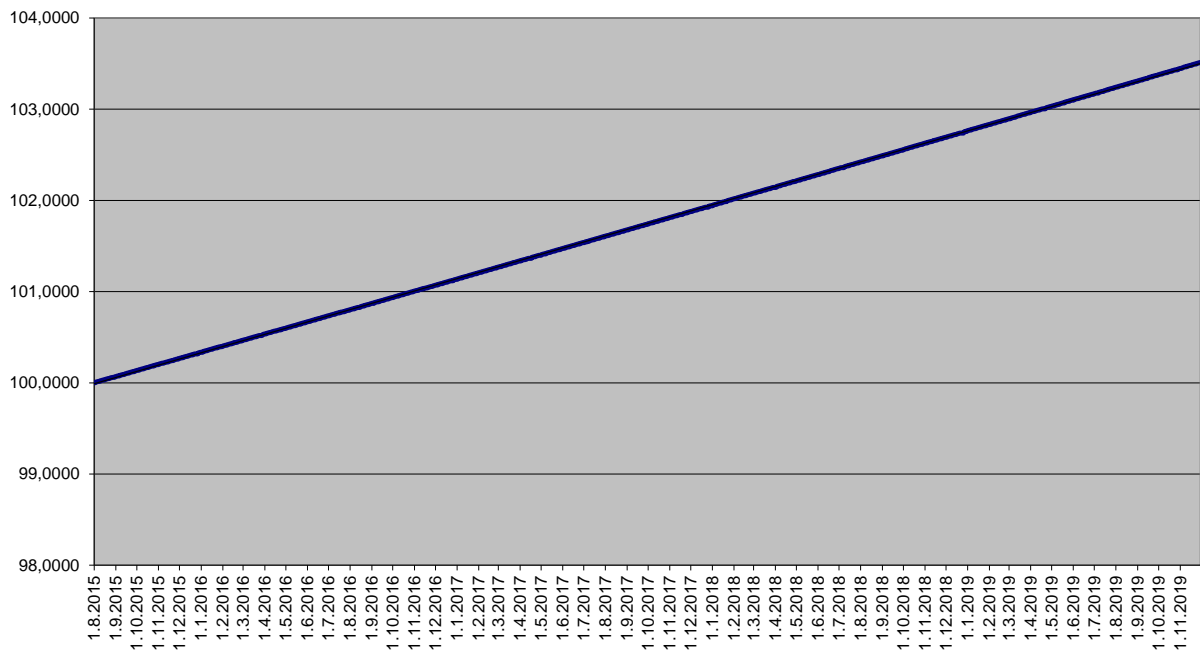
Konzervativní strategie



Garantovaný fond



Garantovaný fond 2015



Garantovaný fond 2016

