

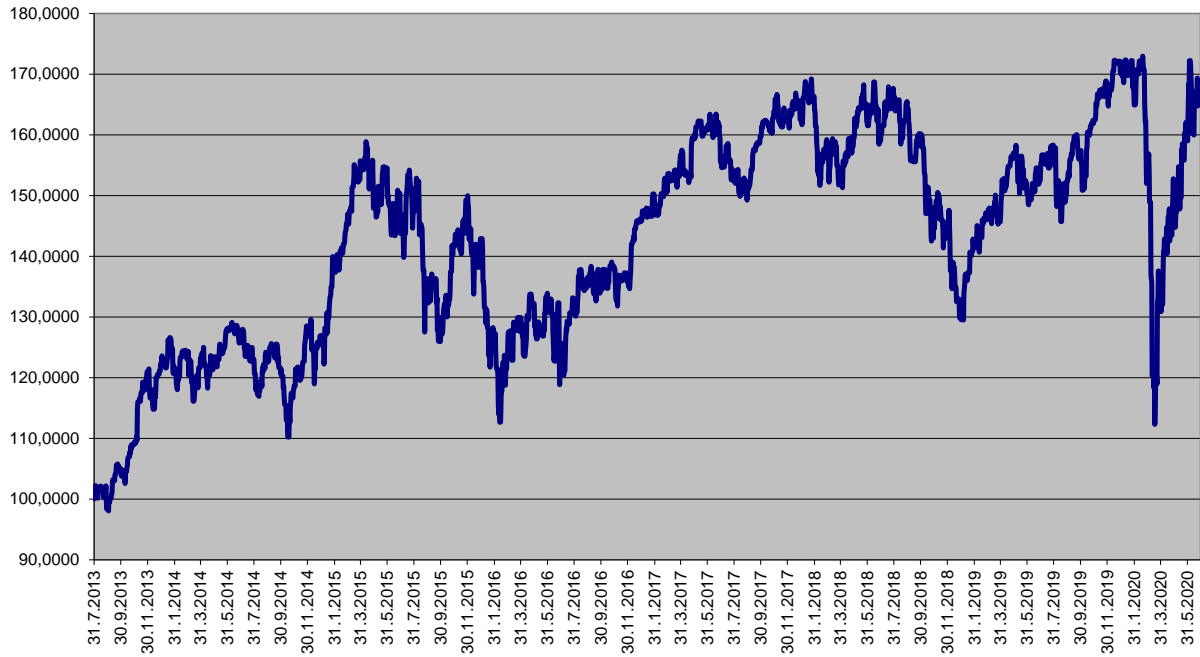
Ceny podílových jednotek
Investiční životní pojištění

Datum	MEAG EuroBalance	Fond MEAG EuroRent	MEAG Proinvest	Dynamická (Conseq)	Strategie Vyvážená (Conseq)	Konzervativní (Conseq)
30.6.2020	139,7981	121,3806	167,3824	142,1708	140,4209	127,9283
29.6.2020	139,5414	121,8799	166,6644	141,5239	140,0939	127,7495
26.6.2020	139,0999	121,7150	165,2561	141,1360	139,8308	127,7260
25.6.2020	139,6706	121,5910	166,3136	141,9496	140,2558	127,7919
24.6.2020	138,5987	121,2809	164,7394	141,6014	140,0297	127,6967
23.6.2020	139,8035	120,5974	169,3283	143,3941	140,9198	127,7898
22.6.2020	139,1514	121,0023	166,3561	142,7421	140,5817	127,7775
19.6.2020	139,0776	120,9762	167,0476	142,9089	140,6910	127,7980
18.6.2020	138,7727	120,9599	166,3042	142,4511	140,4013	127,6891
17.6.2020	138,1475	120,2933	165,7104	142,3791	140,2231	127,5855
16.6.2020	137,7686	120,3386	164,7854	142,3651	140,2147	127,5270
15.6.2020	136,7103	120,5643	159,9526	139,6966	138,7468	127,2276
12.6.2020	136,7357	120,6421	160,1981	140,7320	139,2549	127,1859
11.6.2020	138,6947	120,2303	167,3721	140,1360	138,7958	126,8823
10.6.2020	138,3568	119,9373	166,9643	144,5196	141,1729	127,2579
9.6.2020	138,8424	120,1277	168,1110	145,0026	141,4598	127,3953
8.6.2020	139,2665	120,0186	171,0324	146,0142	141,9991	127,4731
5.6.2020	139,6731	119,6144	172,2128	145,4136	141,5944	127,2889
4.6.2020	139,0689	119,5551	167,3379	142,8287	140,0795	126,9763
3.6.2020	139,7865	119,4625	168,3820	142,8481	140,0688	126,9640
2.6.2020	139,0731	119,4565	163,2912	140,4939	138,6839	126,6256
1.6.2020	138,8112	120,4370	158,9972	138,5441	137,7147	126,5117
29.5.2020	139,0954	120,6837	159,3228	137,6487	137,2123	126,3200
30.4.2020	137,1052	120,6210	149,5225	133,6407	134,1356	124,5731
31.3.2020	130,7366	119,3723	135,0752	123,5891	128,8503	124,0940
28.2.2020	128,1386	117,1059	151,9941	148,4079	140,1762	128,9553
31.1.2020	131,9432	116,1285	164,9080	159,2110	144,7315	129,3551
31.12.2019	133,4263	115,2331	170,0926	162,9799	146,4867	129,4348
29.11.2019	132,3957	116,0816	168,4510	159,4856	144,8681	129,2294
31.10.2019	131,5911	116,3938	162,4185	156,3934	143,3157	128,6866
30.9.2019	130,1603	118,6518	157,1547	154,9130	142,9067	128,8580
30.8.2019	128,6129	119,7920	152,4157	151,5712	141,2409	128,4041
31.7.2019	129,5746	117,0033	155,0384	156,2797	143,0452	128,2501
28.6.2019	128,7802	114,8349	152,4691	155,3980	141,7658	126,9640
31.5.2019	128,2687	114,6921	150,2692	149,5616	138,8741	126,2206
30.4.2019	131,5608	113,6234	157,0049	155,9685	141,1991	125,9184
29.3.2019	129,7105	113,8701	145,6625	152,7571	139,9505	125,7373
28.2.2019	127,5271	111,8023	145,9913	151,7495	139,4861	125,4025
31.1.2019	125,7359	111,9421	142,0498	148,8971	138,3833	125,2587
31.12.2018	121,6517	111,2690	129,5847	139,9322	133,8027	124,0372
30.11.2018	128,0769	111,8509	145,6248	148,4310	137,8577	124,8312
31.10.2018	127,2957	111,7000	144,8315	145,7144	135,9558	123,9823
27.9.2018	134,3540	110,9282	160,1965	154,6133	138,7650	123,1159
31.8.2018	134,7244	111,0889	164,2544	153,9840	137,8385	122,3698
31.7.2018	134,6426	110,8765	166,2960	156,1346	140,0359	123,7652

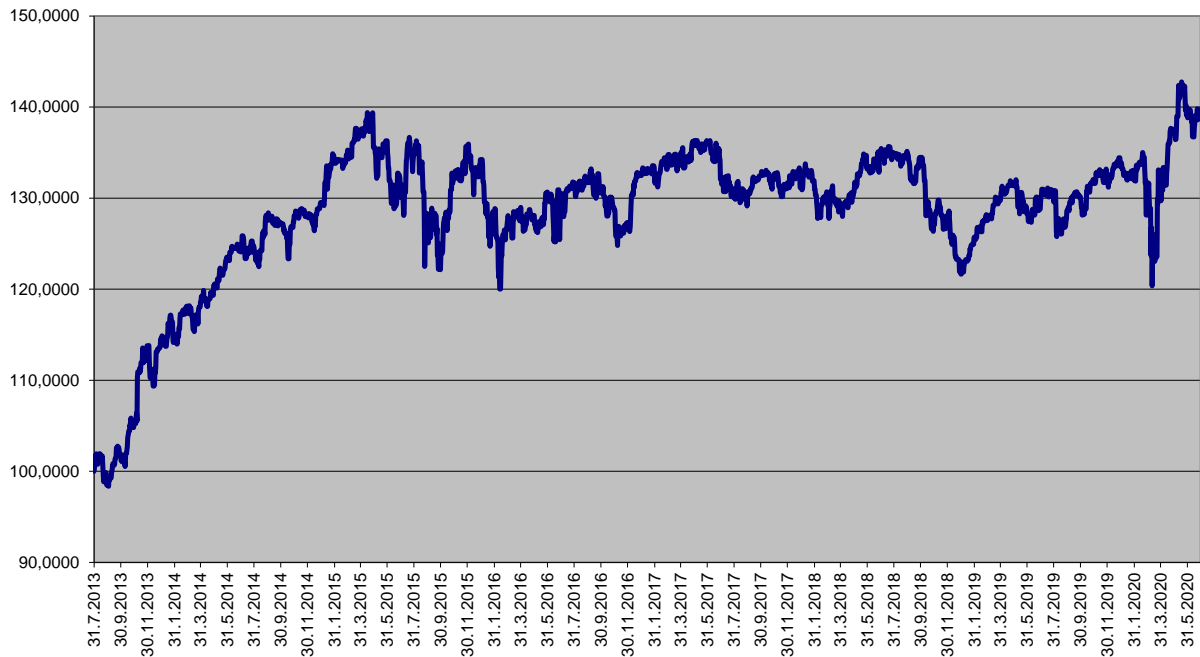
Ceny podílových jednotek
Investiční životní pojištění

Datum	Garantovaný	Garantovaný 2015	Garantovaný 2016
30.6.2020	110,5238	103,9952	103,2614
29.6.2020	110,5196	103,9930	103,2589
26.6.2020	110,5070	103,9862	103,2513
25.6.2020	110,5028	103,9839	103,2488
24.6.2020	110,4986	103,9817	103,2462
23.6.2020	110,4944	103,9794	103,2437
22.6.2020	110,4902	103,9771	103,2412
19.6.2020	110,4776	103,9703	103,2336
18.6.2020	110,4735	103,9681	103,2311
17.6.2020	110,4693	103,9658	103,2285
16.6.2020	110,4651	103,9635	103,2260
15.6.2020	110,4609	103,9613	103,2235
12.6.2020	110,4483	103,9545	103,2159
11.6.2020	110,4441	103,9522	103,2134
10.6.2020	110,4399	103,9500	103,2109
9.6.2020	110,4357	103,9477	103,2083
8.6.2020	110,4315	103,9454	103,2058
5.6.2020	110,4189	103,9387	103,1982
4.6.2020	110,4147	103,9364	103,1957
3.6.2020	110,4105	103,9341	103,1932
2.6.2020	110,4063	103,9319	103,1906
1.6.2020	110,4021	103,9296	103,1881
29.5.2020	110,3896	103,9228	103,1805
30.4.2020	110,2680	103,8572	103,1073
31.3.2020	110,1424	103,7894	103,0316
28.2.2020	110,0086	103,7171	102,9509
31.1.2020	109,8917	103,6539	102,8804
31.12.2019	109,7624	103,5840	102,8024
29.11.2019	109,6287	103,5117	102,7216
31.10.2019	109,5076	103,4462	102,6485
30.9.2019	109,3784	103,3762	102,5705
30.8.2019	109,2493	103,3062	102,4924
31.7.2019	109,1246	103,2386	102,4170
28.6.2019	108,9875	103,1643	102,3341
31.5.2019	108,8713	103,1012	102,2637
30.4.2019	108,7428	103,0315	102,1860
29.3.2019	108,6104	102,9595	102,1057
28.2.2019	108,4904	102,8943	102,0331
31.1.2019	108,3748	102,8315	101,9630
31.12.2018	108,2469	102,7619	101,8854
30.11.2018	108,1192	102,6924	101,8079
31.10.2018	107,9957	102,6252	101,7329
27.9.2018	107,8559	102,5490	101,6481
31.8.2018	107,7451	102,4886	101,5807
31.7.2018	107,6179	102,4192	101,5035

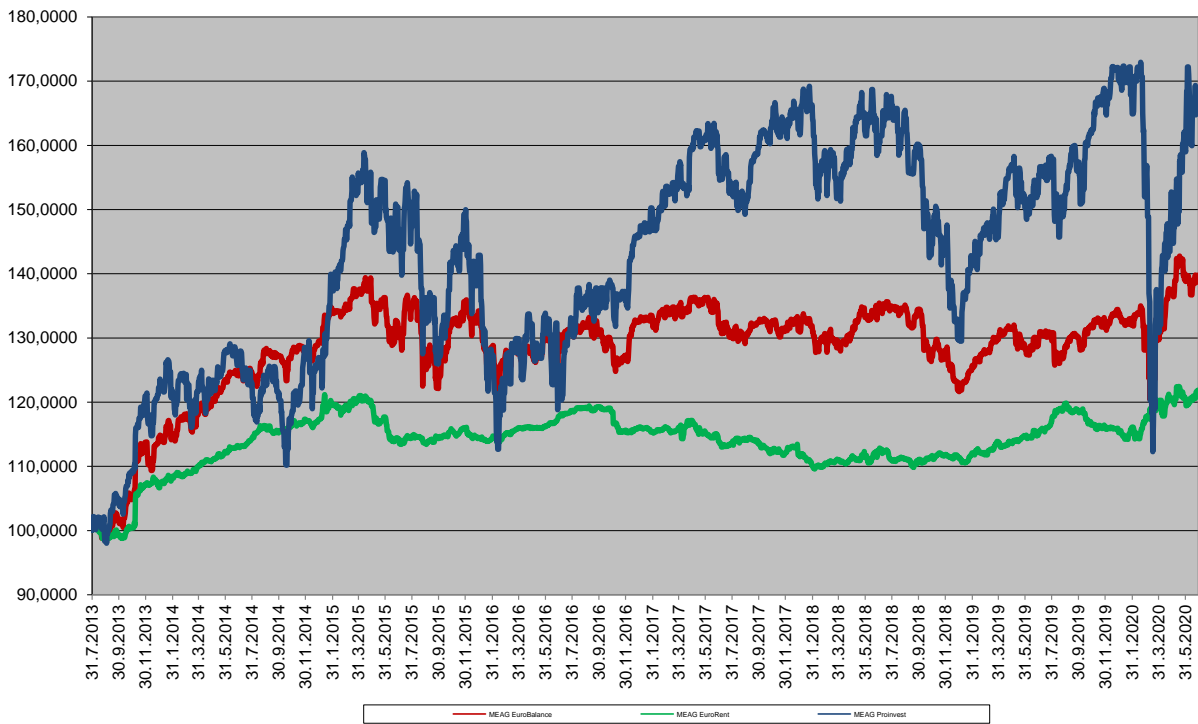
Finanční fond MEAG ProInvest



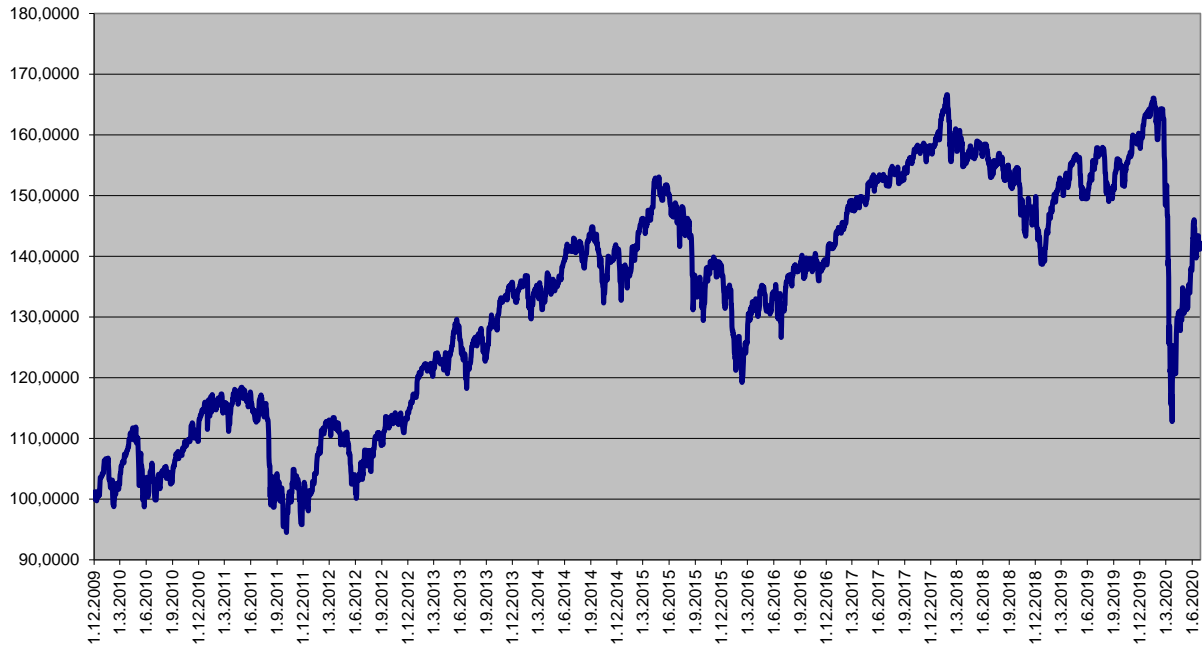
Finanční fond MEAG EuroBalance



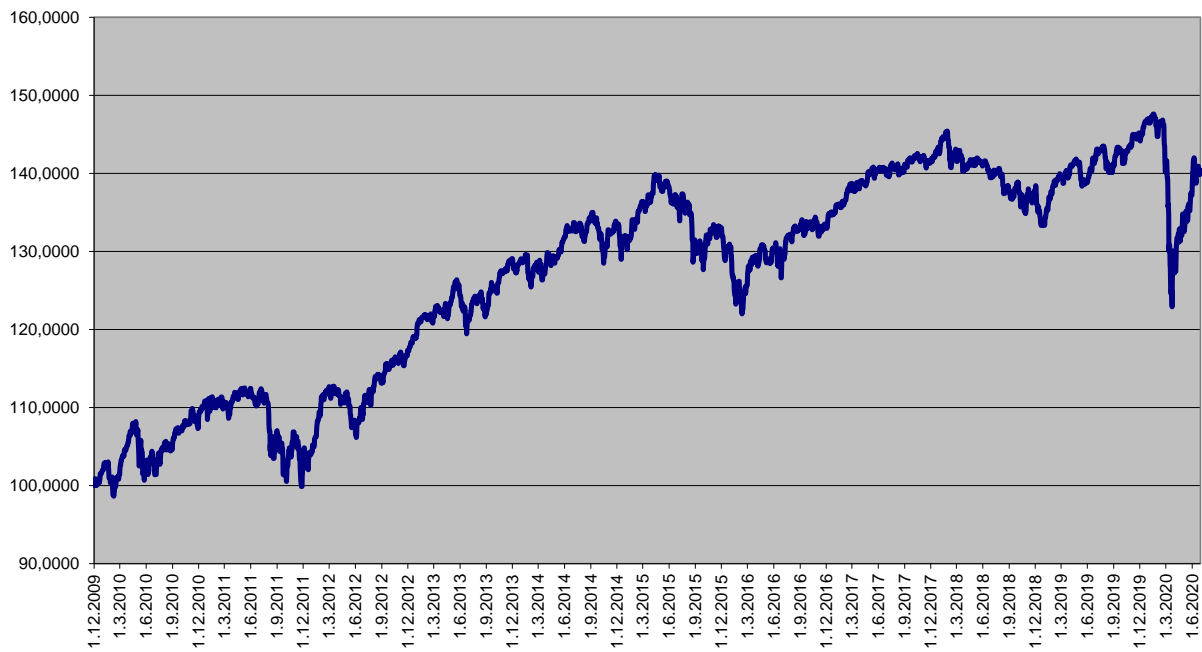
Finanční fond MEAG EuroRent



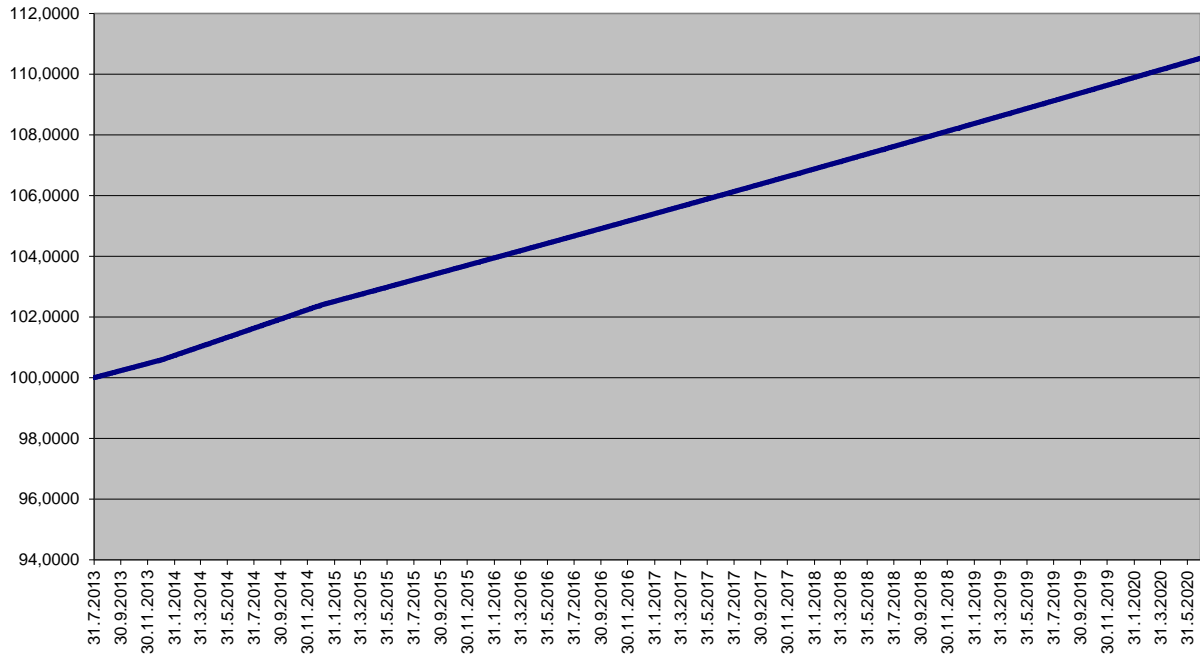
Dynamická strategie



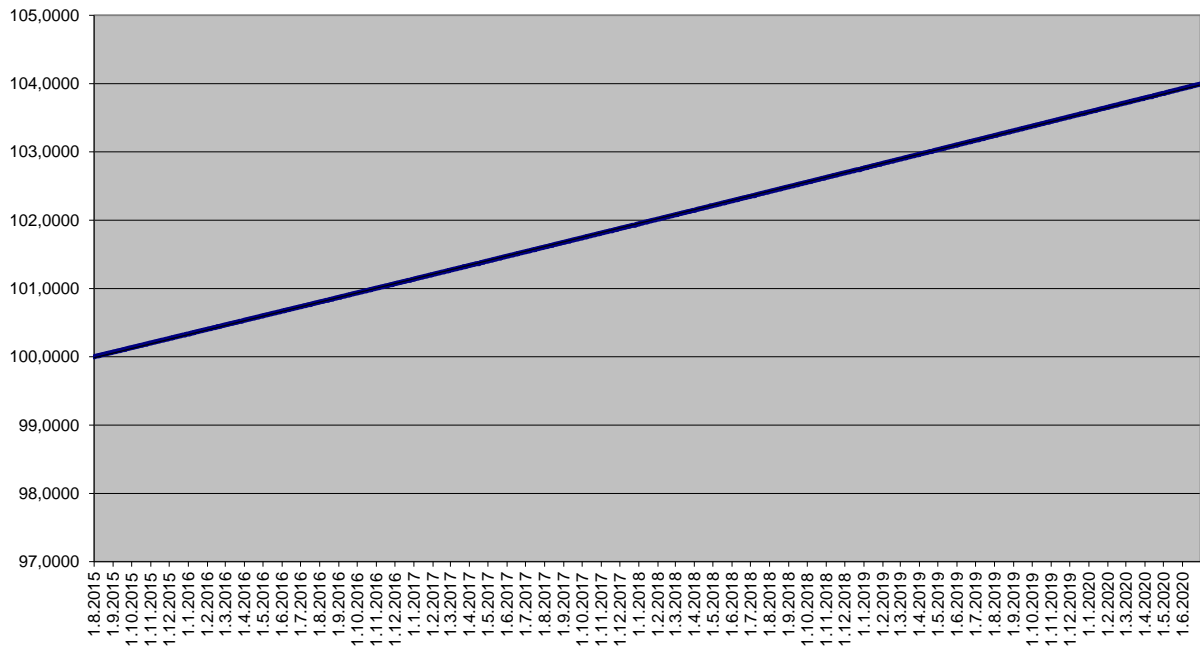
Vyvážená strategie



Garantovaný fond



Garantovaný fond 2015



Garantovaný fond 2016

