

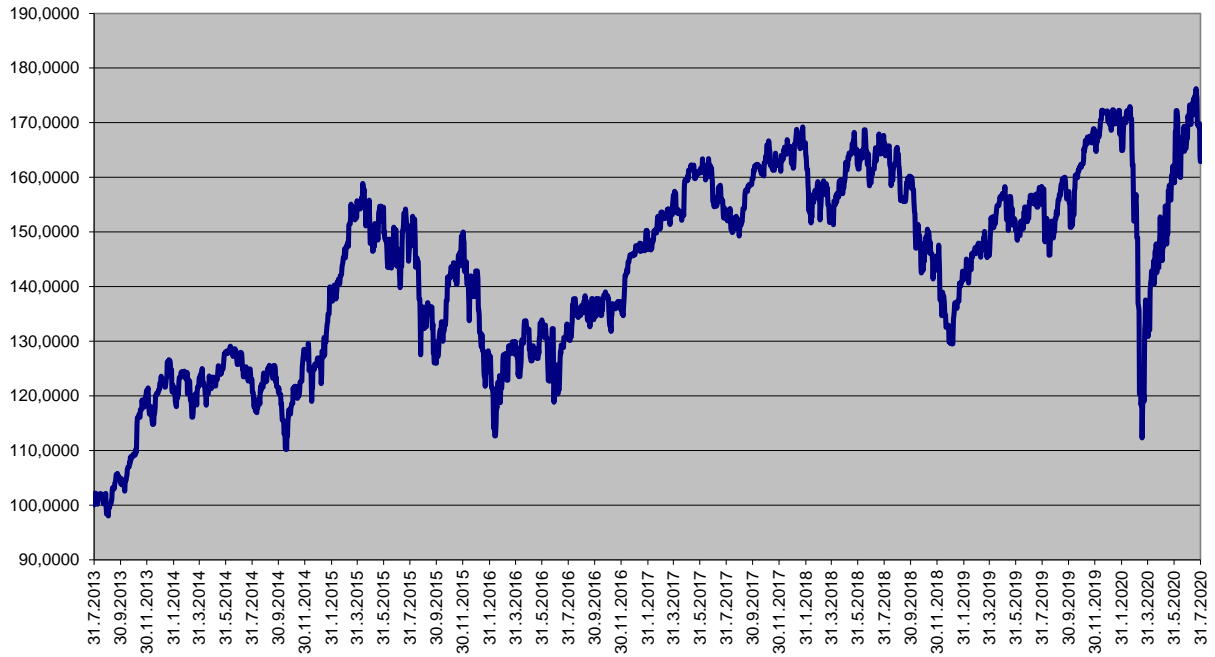
Ceny podílových jednotek  
Investiční životní pojištění

Datum	MEAG EuroBalance	Fond MEAG EuroRent	MEAG Proinvest	Dynamická (Conseq)	Strategie Vyvážená (Conseq)	Konzervativní (Conseq)
31.7.2020	137,6045	120,1600	162,8729	144,3895	141,4587	127,7209
30.7.2020	138,3546	120,5813	163,8785	145,2815	142,0057	127,9646
29.7.2020	138,9472	120,5336	169,8417	146,8271	142,8230	128,1126
28.7.2020	138,9402	120,4502	169,2904	146,1496	142,4029	128,0033
27.7.2020	138,8509	120,0981	169,1724	145,9358	142,2466	127,9009
24.7.2020	139,3237	120,1878	169,6337	145,8048	142,2161	128,0064
23.7.2020	140,9966	120,8015	174,5000	147,3676	143,0778	128,1999
22.7.2020	141,6664	120,8001	175,1415	147,5662	143,2142	128,2179
21.7.2020	142,2716	120,8653	176,2375	148,1462	143,5081	128,3388
20.7.2020	143,3927	121,4476	175,8270	147,0798	143,0584	128,2679
17.7.2020	142,8692	121,6008	174,6699	146,3529	142,7379	128,2815
16.7.2020	142,6634	121,7019	173,8335	145,8380	142,4425	128,2229
15.7.2020	142,5407	121,0508	174,3304	146,6821	142,7966	128,1996
14.7.2020	142,2662	121,1775	171,4200	145,3832	142,1109	128,1324
13.7.2020	142,9646	120,9885	173,7290	146,0726	142,5027	128,2530
10.7.2020	143,5678	121,5061	171,8779	145,8783	142,4350	128,2828
9.7.2020	142,4696	121,1874	169,6746	145,2895	142,0666	128,1359
8.7.2020	143,1904	121,5995	170,6134	145,6921	142,3791	128,2615
7.7.2020	142,7649	121,2257	171,8419	145,4618	142,2368	128,2191
6.7.2020	142,9170	121,1184	173,2459	144,1995	141,5586	128,2028
3.7.2020	141,3938	121,0011	170,7165	144,1995	141,5586	128,2028
2.7.2020	141,3106	120,8586	171,2332	144,0369	141,3573	127,9802
1.7.2020	140,1035	120,7107	167,1802	142,2641	140,4589	127,9581
30.6.2020	139,7981	121,3806	167,3824	142,1708	140,4209	127,9283
29.5.2020	139,0954	120,6837	159,3228	137,6487	137,2123	126,3200
30.4.2020	137,1052	120,6210	149,5225	133,6407	134,1356	124,5731
31.3.2020	130,7366	119,3723	135,0752	123,5891	128,8503	124,0940
28.2.2020	128,1386	117,1059	151,9941	148,4079	140,1762	128,9553
31.1.2020	131,9432	116,1285	164,9080	159,2110	144,7315	129,3551
31.12.2019	133,4263	115,2331	170,0926	162,9799	146,4867	129,4348
29.11.2019	132,3957	116,0816	168,4510	159,4856	144,8681	129,2294
31.10.2019	131,5911	116,3938	162,4185	156,3934	143,3157	128,6866
30.9.2019	130,1603	118,6518	157,1547	154,9130	142,9067	128,8580
30.8.2019	128,6129	119,7920	152,4157	151,5712	141,2409	128,4041
31.7.2019	129,5746	117,0033	155,0384	156,2797	143,0452	128,2501
28.6.2019	128,7802	114,8349	152,4691	155,3980	141,7658	126,9640
31.5.2019	128,2687	114,6921	150,2692	149,5616	138,8741	126,2206
30.4.2019	131,5608	113,6234	157,0049	155,9685	141,1991	125,9184
29.3.2019	129,7105	113,8701	145,6625	152,7571	139,9505	125,7373
28.2.2019	127,5271	111,8023	145,9913	151,7495	139,4861	125,4025
31.1.2019	125,7359	111,9421	142,0498	148,8971	138,3833	125,2587
31.12.2018	121,6517	111,2690	129,5847	139,9322	133,8027	124,0372
30.11.2018	128,0769	111,8509	145,6248	148,4310	137,8577	124,8312
31.10.2018	127,2957	111,7000	144,8315	145,7144	135,9558	123,9823
27.9.2018	134,3540	110,9282	160,1965	154,6133	138,7650	123,1159
31.8.2018	134,7244	111,0889	164,2544	153,9840	137,8385	122,3698

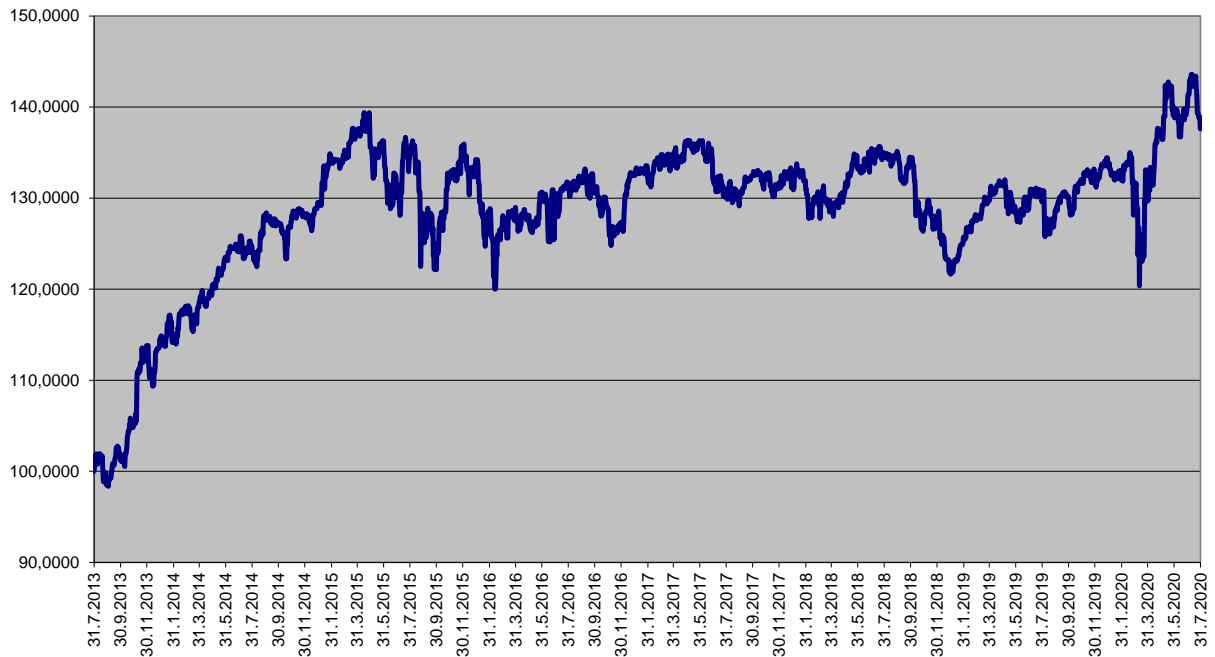
Ceny podílových jednotek  
Investiční životní pojištění

Datum	Garantovaný	Garantovaný 2015	Garantovaný 2016
31.7.2020	110,6540	104,0655	103,3398
30.7.2020	110,6498	104,0632	103,3373
29.7.2020	110,6456	104,0609	103,3347
28.7.2020	110,6414	104,0587	103,3322
27.7.2020	110,6372	104,0564	103,3297
24.7.2020	110,6246	104,0496	103,3221
23.7.2020	110,6204	104,0473	103,3196
22.7.2020	110,6162	104,0451	103,3170
21.7.2020	110,6120	104,0428	103,3145
20.7.2020	110,6078	104,0405	103,3120
17.7.2020	110,5952	104,0337	103,3044
16.7.2020	110,5910	104,0315	103,3019
15.7.2020	110,5868	104,0292	103,2993
14.7.2020	110,5826	104,0269	103,2968
13.7.2020	110,5784	104,0247	103,2943
10.7.2020	110,5658	104,0179	103,2867
9.7.2020	110,5616	104,0156	103,2842
8.7.2020	110,5574	104,0134	103,2816
7.7.2020	110,5532	104,0111	103,2791
6.7.2020	110,5490	104,0088	103,2766
3.7.2020	110,5364	104,0020	103,2690
2.7.2020	110,5322	103,9998	103,2665
1.7.2020	110,5280	103,9975	103,2639
30.6.2020	110,5238	103,9952	103,2614
29.5.2020	110,3896	103,9228	103,1805
30.4.2020	110,2680	103,8572	103,1073
31.3.2020	110,1424	103,7894	103,0316
28.2.2020	110,0086	103,7171	102,9509
31.1.2020	109,8917	103,6539	102,8804
31.12.2019	109,7624	103,5840	102,8024
29.11.2019	109,6287	103,5117	102,7216
31.10.2019	109,5076	103,4462	102,6485
30.9.2019	109,3784	103,3762	102,5705
30.8.2019	109,2493	103,3062	102,4924
31.7.2019	109,1246	103,2386	102,4170
28.6.2019	108,9875	103,1643	102,3341
31.5.2019	108,8713	103,1012	102,2637
30.4.2019	108,7428	103,0315	102,1860
29.3.2019	108,6104	102,9595	102,1057
28.2.2019	108,4904	102,8943	102,0331
31.1.2019	108,3748	102,8315	101,9630
31.12.2018	108,2469	102,7619	101,8854
30.11.2018	108,1192	102,6924	101,8079
31.10.2018	107,9957	102,6252	101,7329
27.9.2018	107,8559	102,5490	101,6481
31.8.2018	107,7451	102,4886	101,5807

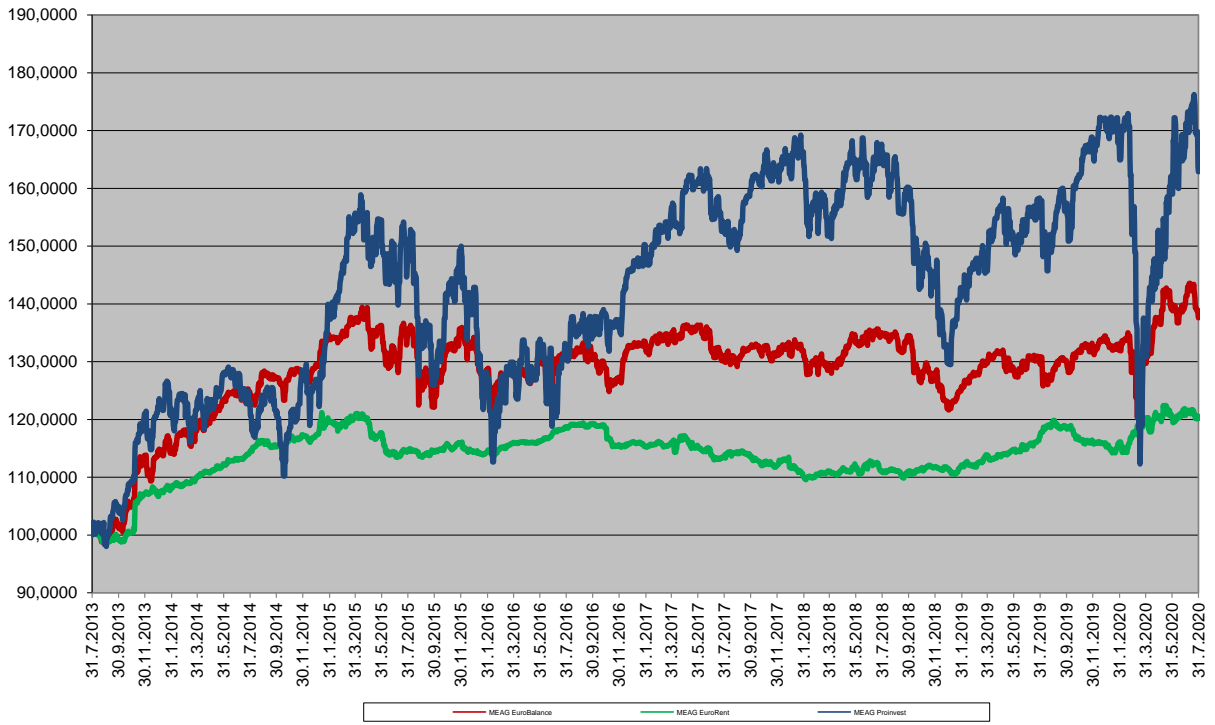
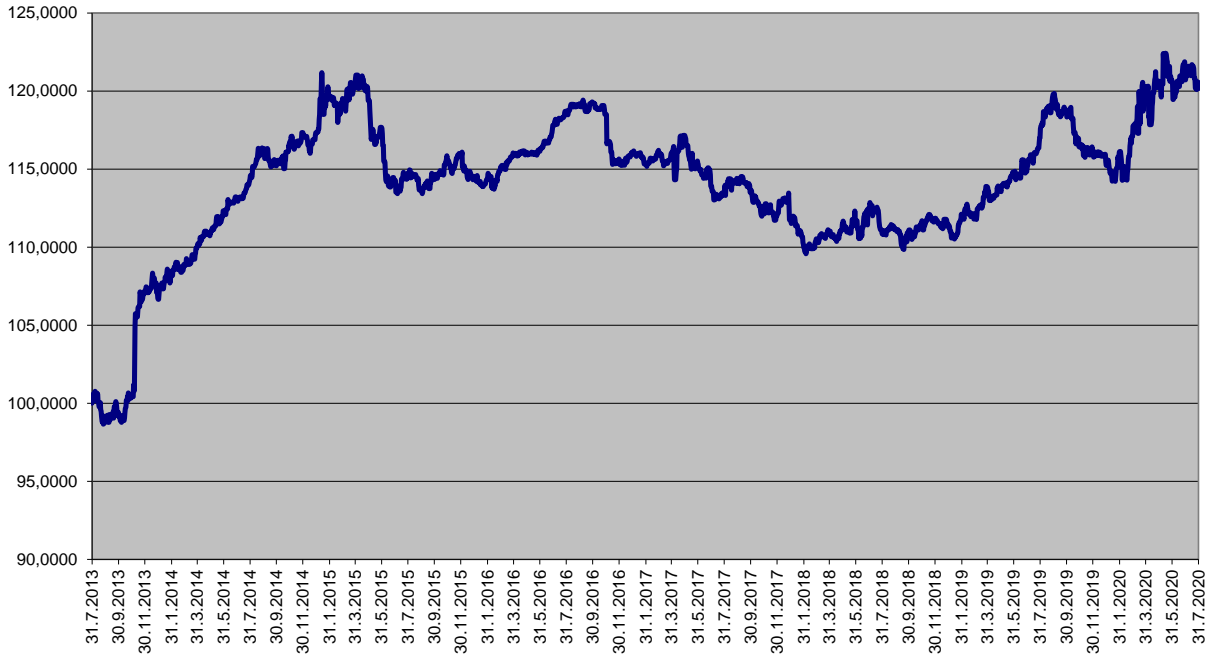
### Finanční fond MEAG ProInvest



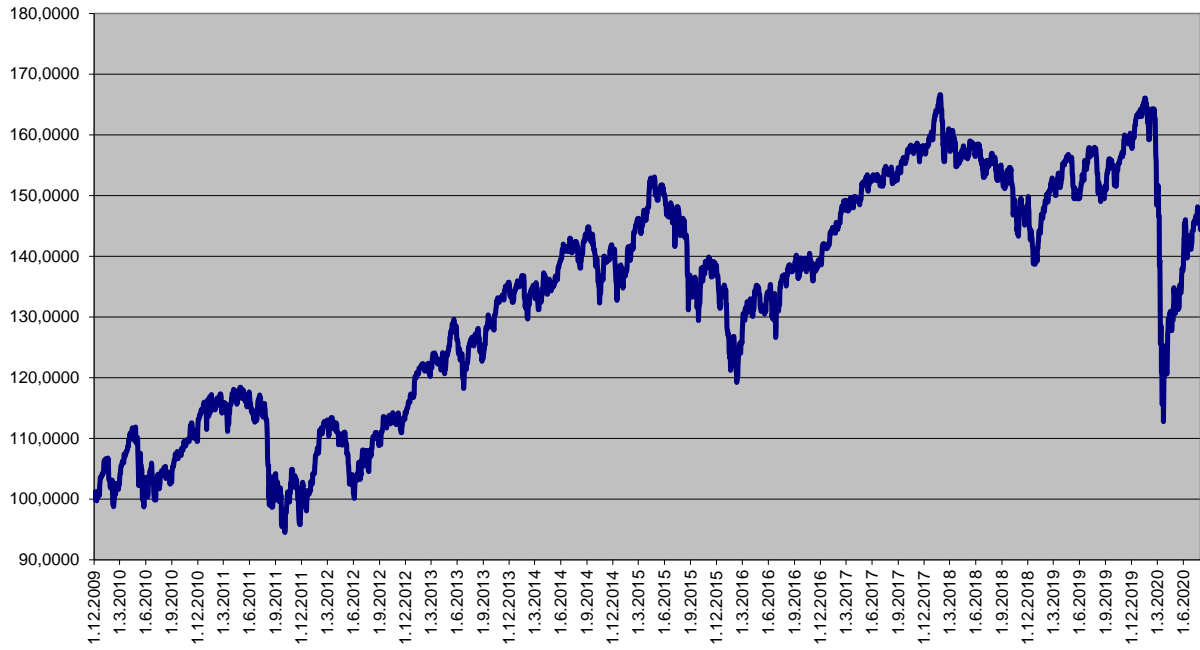
### Finanční fond MEAG EuroBalance



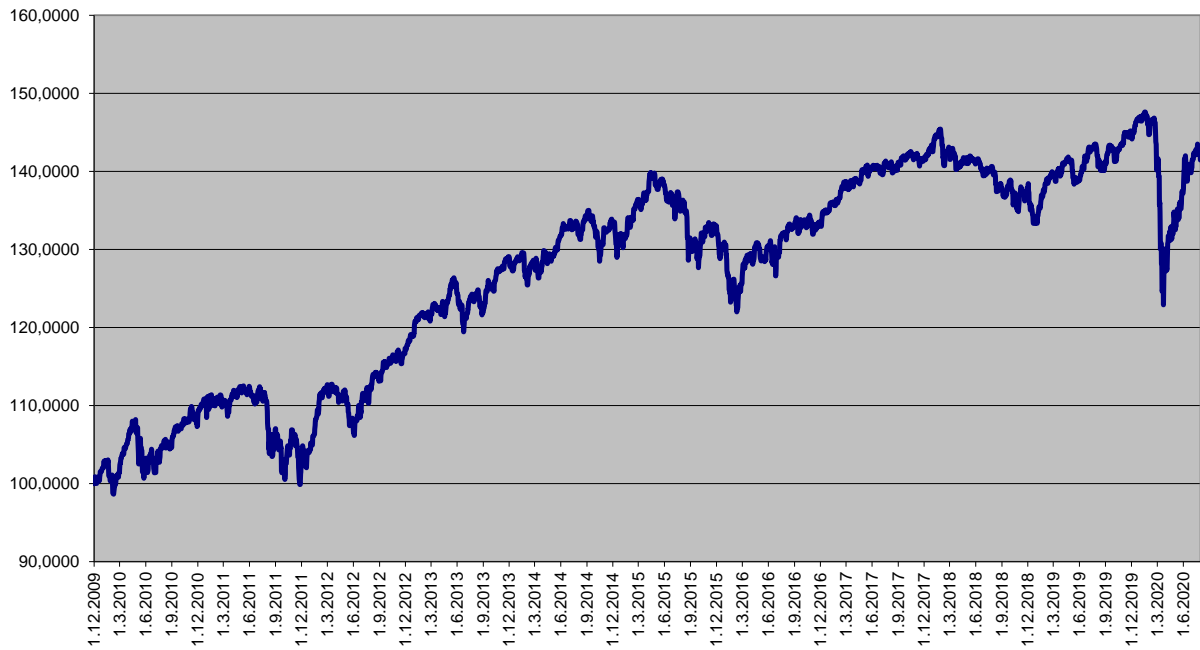
Finanční fond MEAG EuroRent



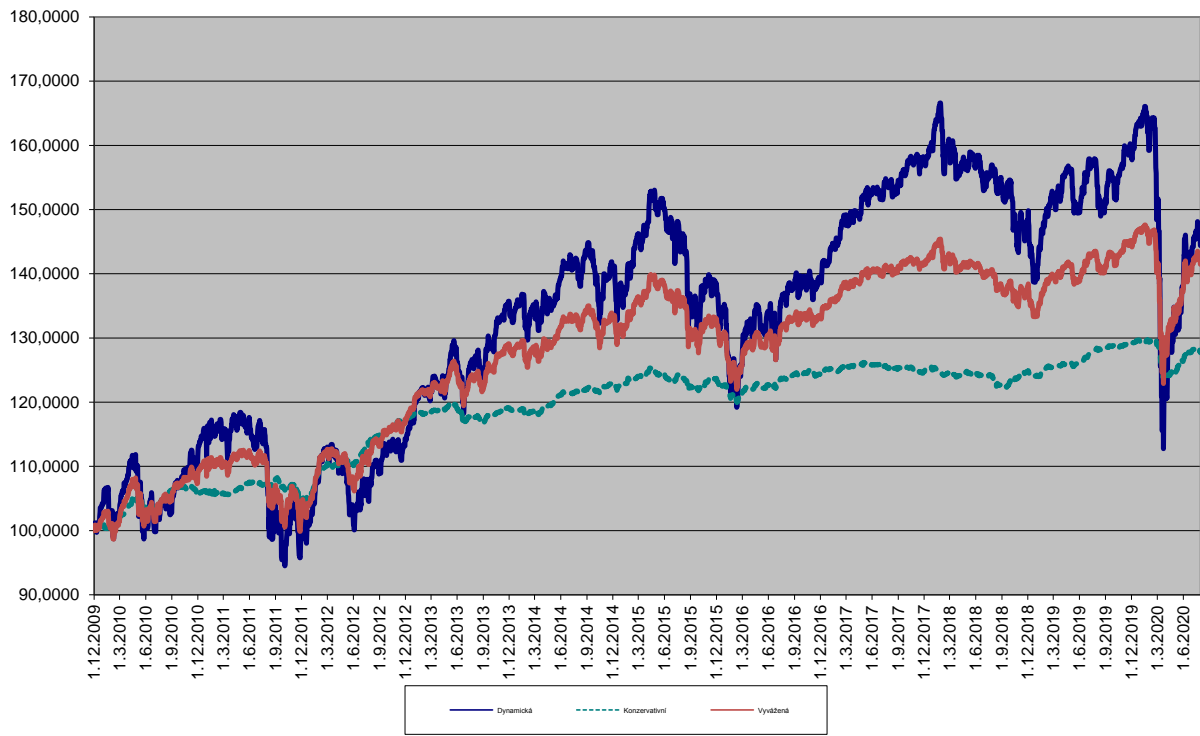
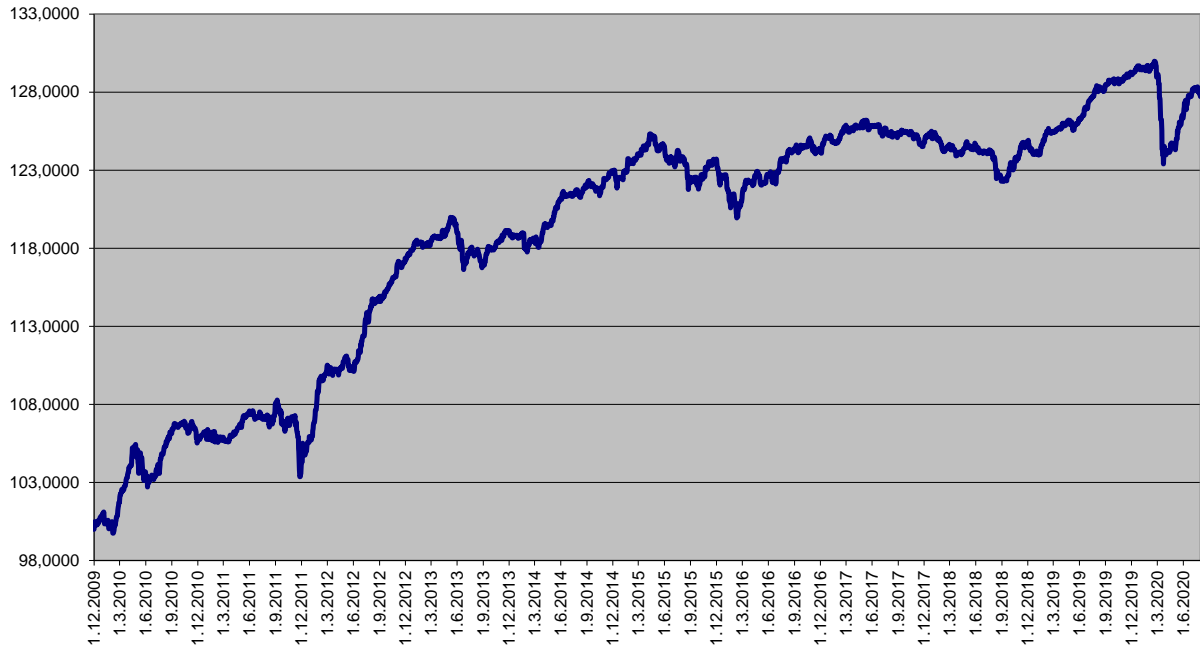
### Dynamická strategie



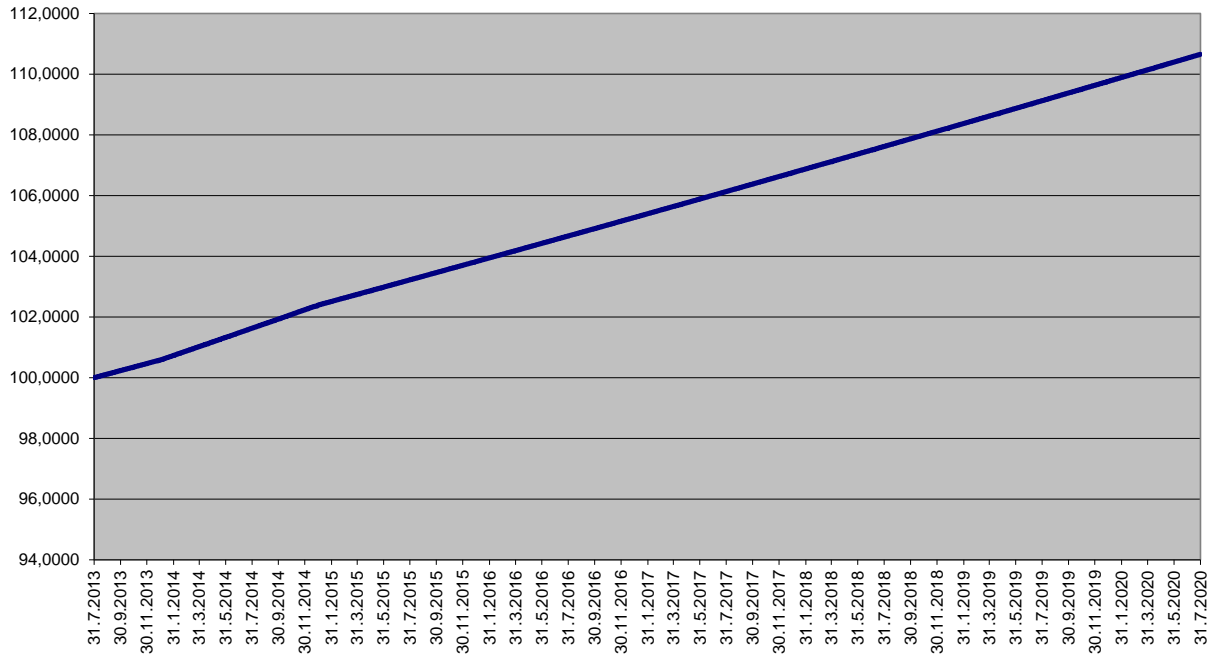
### Vyvážená strategie



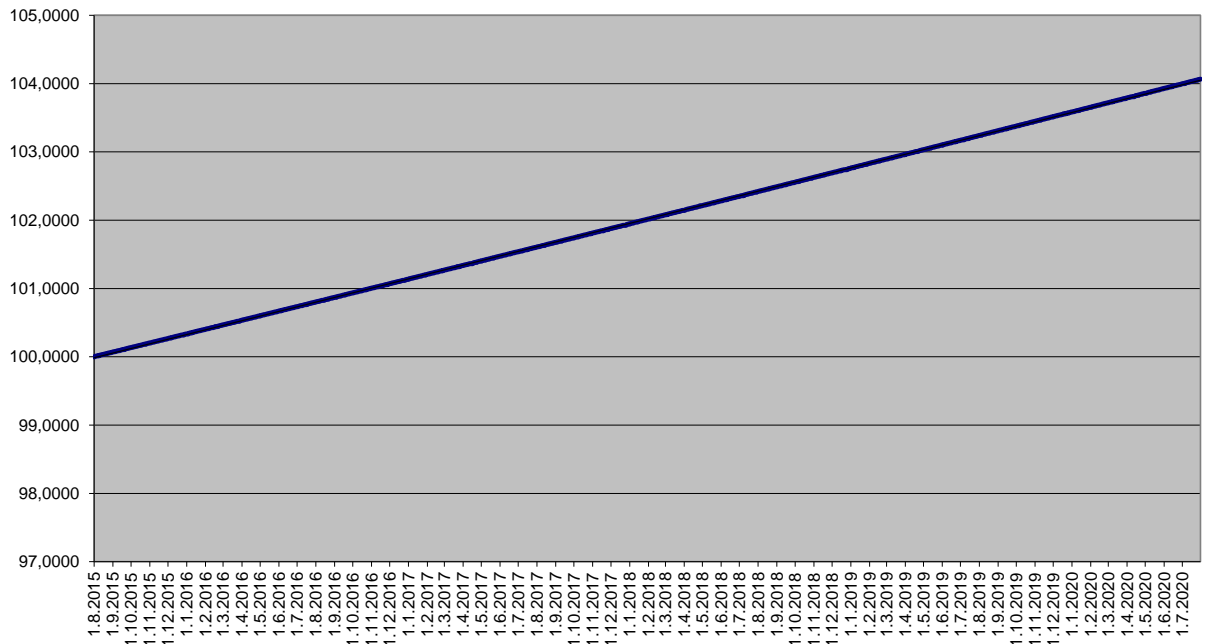
### Konzervativní strategie



### Garantovaný fond



### Garantovaný fond 2015



### Garantovaný fond 2016

