

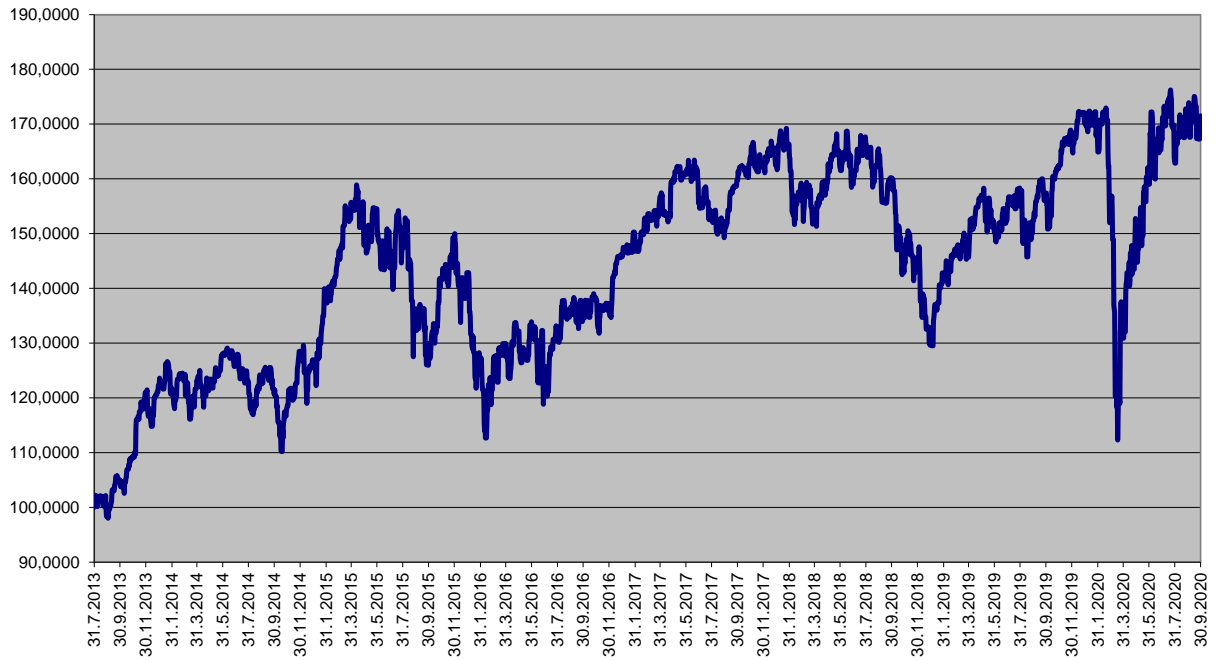
Ceny podílových jednotek
Investiční životní pojištění

Datum	Fond			Strategie		
	MEAG EuroBalance	MEAG EuroRent	MEAG Proinvest	Dynamická (Conseq)	Vyvážená (Conseq)	Konzervativní (Conseq)
30.09.2020	142,6505	125,6299	171,5091	147,9257	144,5905	129,1663
29.09.2020	142,4410	125,4724	171,4288	147,2222	144,1906	129,0633
25.09.2020	141,8638	125,1053	167,2783	145,8793	143,4699	128,8785
24.09.2020	141,1312	124,6503	167,8799	145,4957	143,2273	128,8140
23.09.2020	141,4964	124,4361	168,6450	146,2229	143,5563	128,8762
22.09.2020	141,8896	124,6668	168,1930	146,8435	143,9346	128,9883
21.09.2020	141,8629	124,6933	167,3520	146,7965	143,9242	128,9928
18.09.2020	141,1428	123,2730	173,2479	149,1684	144,7515	128,9645
17.09.2020	141,2479	123,3814	174,4052	149,7090	145,0556	129,0785
16.09.2020	141,4521	123,1485	174,9986	150,2829	145,3021	129,0829
15.09.2020	141,8272	123,6392	175,0587	149,8555	145,1875	129,0690
14.09.2020	140,6704	122,8167	173,7702	149,2439	144,7171	128,9266
11.09.2020	140,1441	122,3241	172,9861	148,0072	144,0525	128,7989
10.09.2020	140,1975	122,0812	173,3001	147,7254	143,9394	128,7979
09.09.2020	140,1115	121,8994	173,0548	148,1823	144,0834	128,8229
08.09.2020	139,6236	122,0550	170,1918	147,1560	143,5243	128,6192
07.09.2020	139,6423	121,6696	171,7073	148,7464	144,2652	128,7484
04.09.2020	138,9458	121,6250	167,5878	147,9975	143,8134	128,5713
03.09.2020	139,1147	121,4807	170,4239	149,1130	144,3105	128,6580
02.09.2020	140,4865	121,1493	173,9033	150,6950	145,0386	128,7296
01.09.2020	139,4162	120,1972	169,7281	149,4262	144,2998	128,4644
31.08.2020	139,1588	120,0515	169,4177	148,9464	144,0753	128,4978
31.07.2020	137,6045	120,1600	162,8729	144,3895	141,4587	127,7209
30.06.2020	139,7981	121,3806	167,3824	142,1708	140,4209	127,9283
29.05.2020	139,0954	120,6837	159,3228	137,6487	137,2123	126,3200
30.04.2020	137,1052	120,6210	149,5225	133,6407	134,1356	124,5731
31.03.2020	130,7366	119,3723	135,0752	123,5891	128,8503	124,0940
28.02.2020	128,1386	117,1059	151,9941	148,4079	140,1762	128,9553
31.01.2020	131,9432	116,1285	164,9080	159,2110	144,7315	129,3551
31.12.2019	133,4263	115,2331	170,0926	162,9799	146,4867	129,4348
29.11.2019	132,3957	116,0816	168,4510	159,4856	144,8681	129,2294
31.10.2019	131,5911	116,3938	162,4185	156,3934	143,3157	128,6866
30.09.2019	130,1603	118,6518	157,1547	154,9130	142,9067	128,8580
30.08.2019	128,6129	119,7920	152,4157	151,5712	141,2409	128,4041
31.07.2019	129,5746	117,0033	155,0384	156,2797	143,0452	128,2501
28.06.2019	128,7802	114,8349	152,4691	155,3980	141,7658	126,9640
31.05.2019	128,2687	114,6921	150,2692	149,5616	138,8741	126,2206
30.04.2019	131,5608	113,6234	157,0049	155,9685	141,1991	125,9184
29.03.2019	129,7105	113,8701	145,6625	152,7571	139,9505	125,7373
28.02.2019	127,5271	111,8023	145,9913	151,7495	139,4861	125,4025
31.01.2019	125,7359	111,9421	142,0498	148,8971	138,3833	125,2587
31.12.2018	121,6517	111,2690	129,5847	139,9322	133,8027	124,0372
30.11.2018	128,0769	111,8509	145,6248	148,4310	137,8577	124,8312
31.10.2018	127,2957	111,7000	144,8315	145,7144	135,9558	123,9823

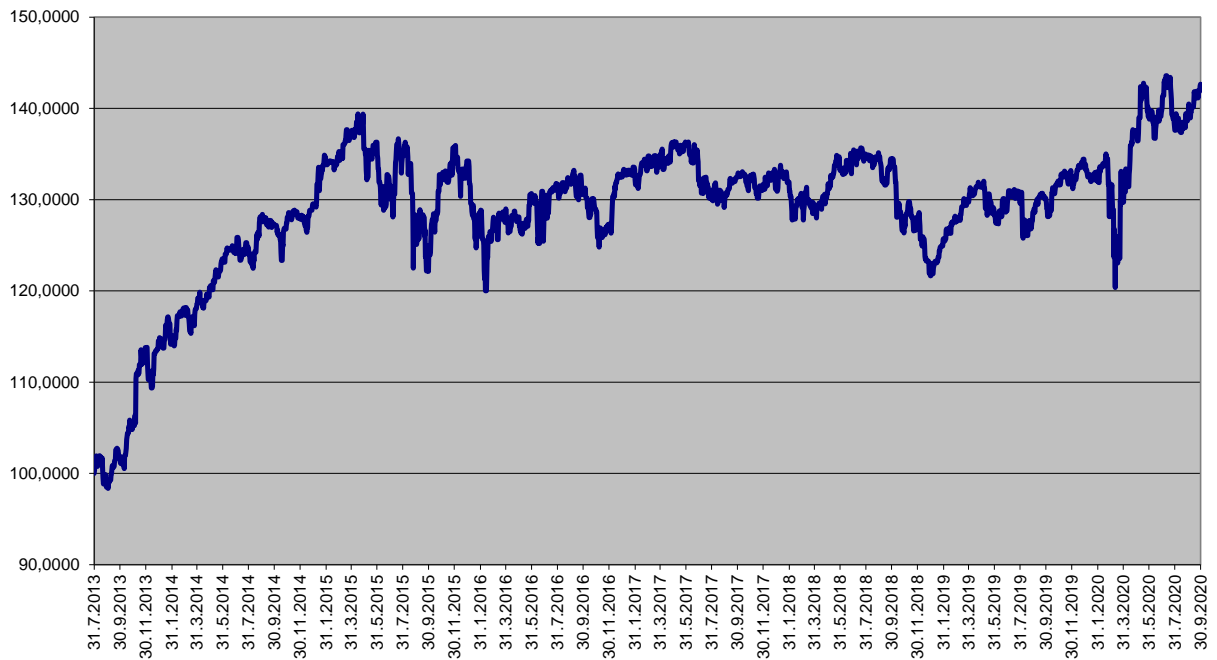
Ceny podílových jednotek
Investiční životní pojištění

Datum	Garantovaný	Garantovaný 2015	Garantovaný 2016
30.09.2020	110,9107	104,2037	103,4942
29.09.2020	110,9065	104,2015	103,4917
25.09.2020	110,8897	104,1924	103,4816
24.09.2020	110,8855	104,1901	103,4790
23.09.2020	110,8813	104,1879	103,4765
22.09.2020	110,8770	104,1856	103,4740
21.09.2020	110,8728	104,1833	103,4714
18.09.2020	110,8602	104,1765	103,4638
17.09.2020	110,8560	104,1743	103,4613
16.09.2020	110,8518	104,1720	103,4588
15.09.2020	110,8476	104,1697	103,4562
14.09.2020	110,8434	104,1675	103,4537
11.09.2020	110,8307	104,1607	103,4461
10.09.2020	110,8265	104,1584	103,4436
09.09.2020	110,8223	104,1561	103,4410
08.09.2020	110,8181	104,1538	103,4385
07.09.2020	110,8139	104,1516	103,4360
04.09.2020	110,8013	104,1448	103,4284
03.09.2020	110,7971	104,1425	103,4258
02.09.2020	110,7928	104,1402	103,4233
01.09.2020	110,7886	104,1380	103,4208
31.08.2020	110,7844	104,1357	103,4183
31.07.2020	110,6540	104,0655	103,3398
30.06.2020	110,5238	103,9952	103,2614
29.05.2020	110,3896	103,9228	103,1805
30.04.2020	110,2680	103,8572	103,1073
31.03.2020	110,1424	103,7894	103,0316
28.02.2020	110,0086	103,7171	102,9509
31.01.2020	109,8917	103,6539	102,8804
31.12.2019	109,7624	103,5840	102,8024
29.11.2019	109,6287	103,5117	102,7216
31.10.2019	109,5076	103,4462	102,6485
30.09.2019	109,3784	103,3762	102,5705
30.08.2019	109,2493	103,3062	102,4924
31.07.2019	109,1246	103,2386	102,4170
28.06.2019	108,9875	103,1643	102,3341
31.05.2019	108,8713	103,1012	102,2637
30.04.2019	108,7428	103,0315	102,1860
29.03.2019	108,6104	102,9595	102,1057
28.02.2019	108,4904	102,8943	102,0331
31.01.2019	108,3748	102,8315	101,9630
31.12.2018	108,2469	102,7619	101,8854
30.11.2018	108,1192	102,6924	101,8079
31.10.2018	107,9957	102,6252	101,7329

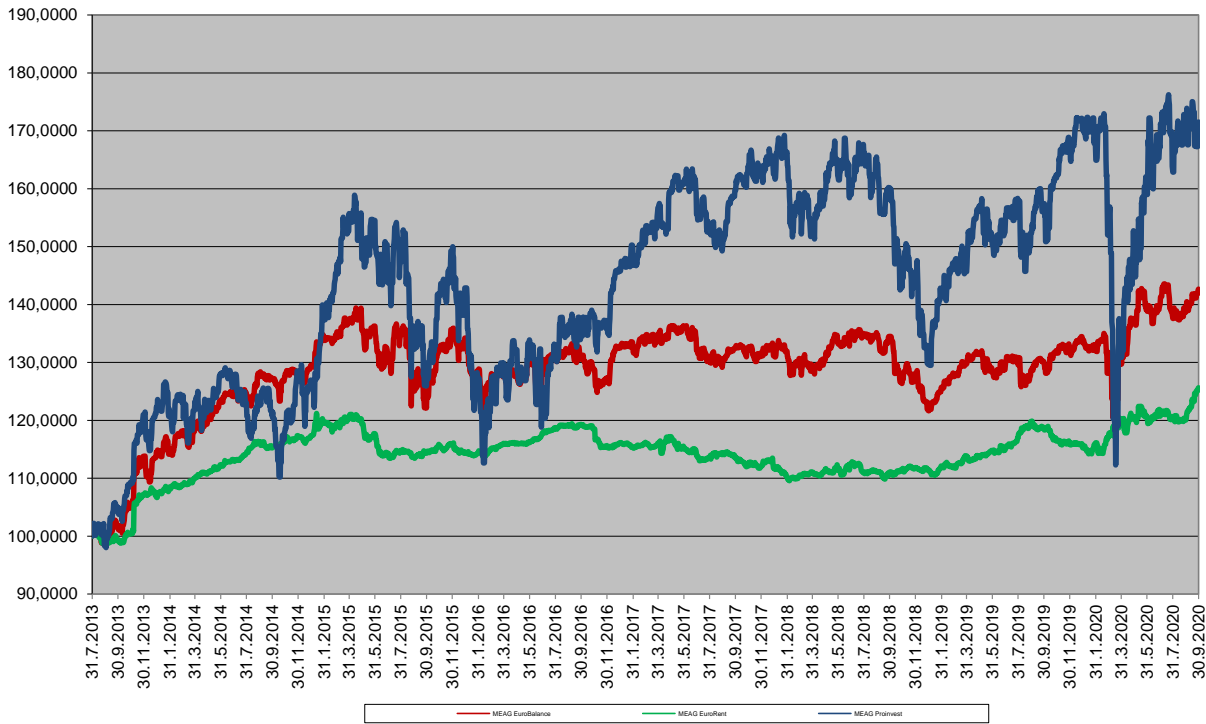
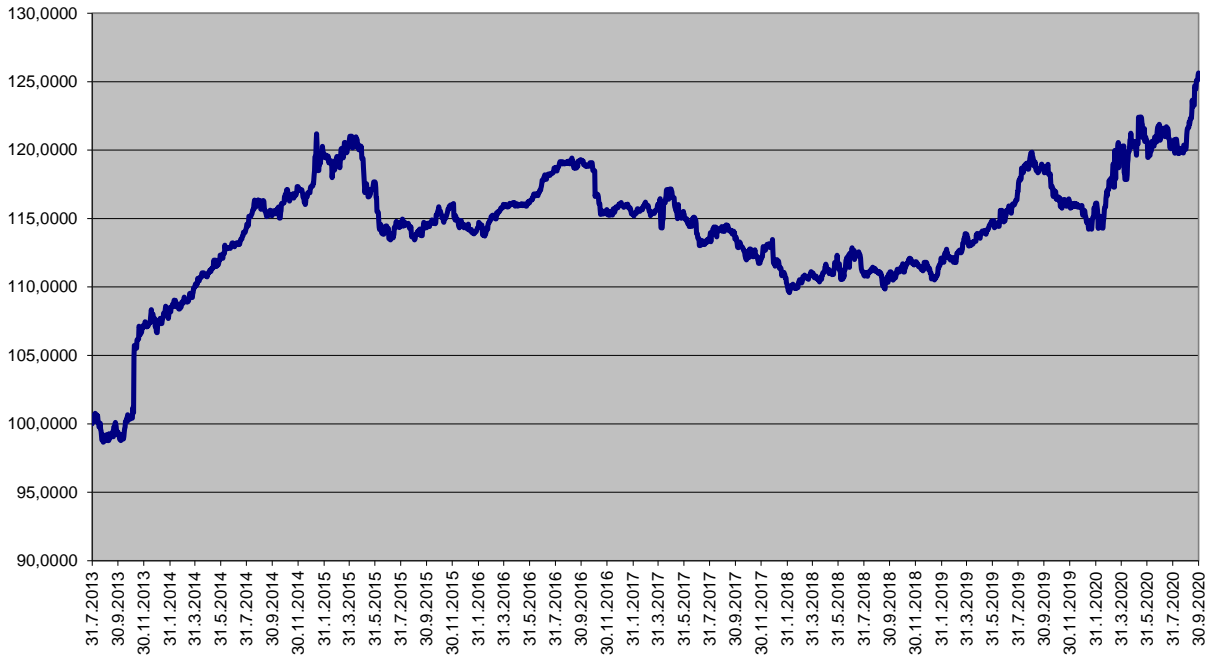
Finanční fond MEAG ProInvest



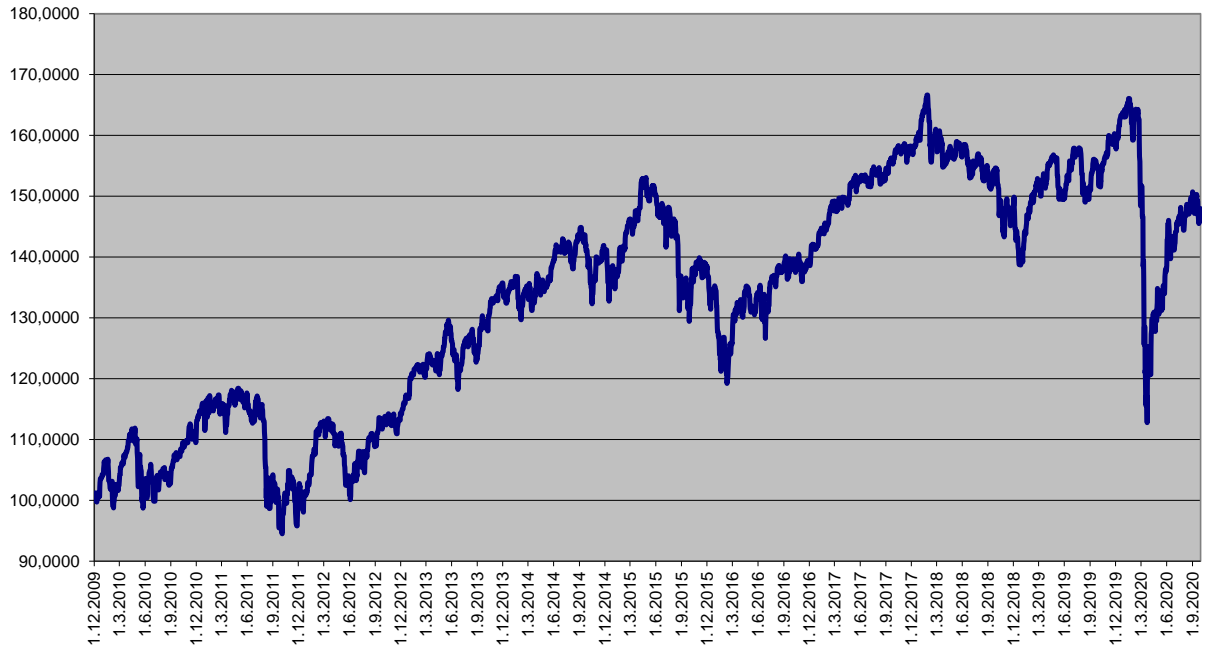
Finanční fond MEAG EuroBalance



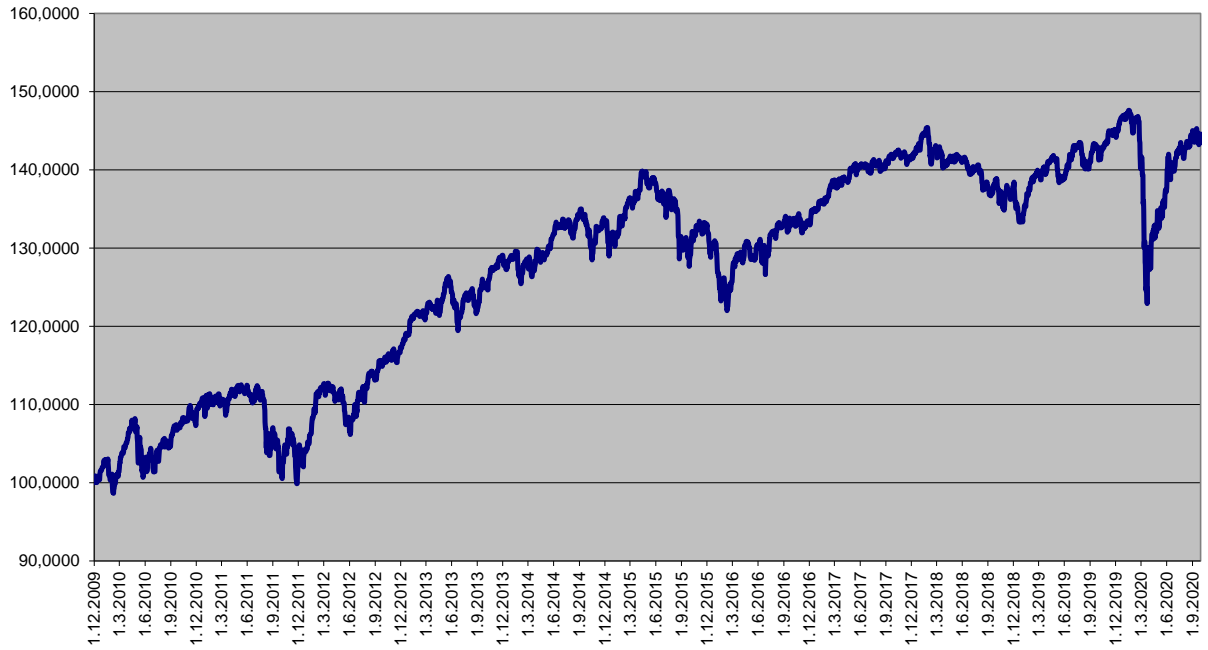
Finanční fond MEAG EuroRent



Dynamická strategie



Vyvážená strategie



Konzervativní strategie

