

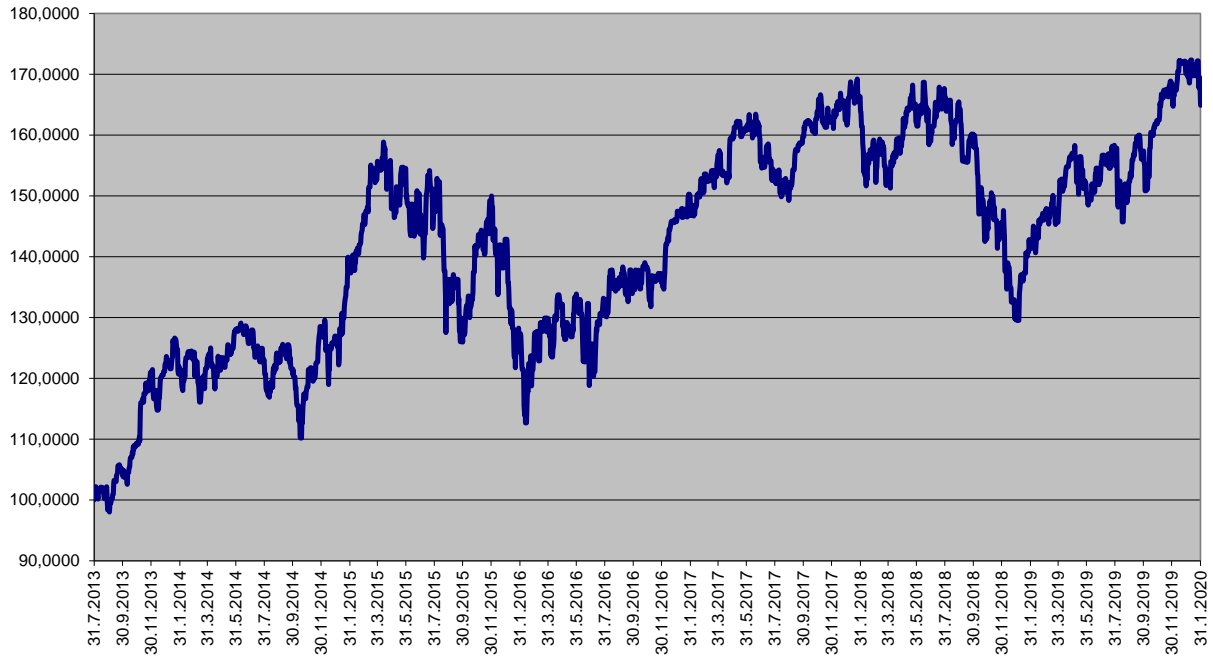
Ceny podílových jednotek
Investiční životní pojištění

Datum	MEAG EuroBalance	Fond MEAG EuroRent	MEAG Proinvest	Dynamická (Conseq)	Strategie Vyvážená (Conseq)	Konzervativní (Conseq)
31.1.2020	131,9432	116,1285	164,9080	159,2110	144,7315	129,3551
30.1.2020	132,9474	116,0917	167,1627	161,0269	145,6371	129,5932
29.1.2020	133,0470	115,7377	169,5144	162,5015	146,2413	129,6949
28.1.2020	132,6932	115,6226	169,1689	162,5937	146,2843	129,7006
27.1.2020	132,0960	115,7789	167,8429	162,0441	146,0610	129,6647
24.1.2020	132,9775	115,0906	172,2307	164,4899	147,0230	129,6832
23.1.2020	132,3535	114,9804	169,7104	164,4726	147,0004	129,6018
22.1.2020	132,7734	114,6095	171,5791	165,2647	147,2806	129,5641
21.1.2020	132,1646	114,2171	171,1722	164,9715	147,0388	129,3805
20.1.2020	132,6247	114,3072	171,6087	166,0029	147,5403	129,5277
17.1.2020	132,6824	114,3248	171,1312	166,0626	147,6040	129,5512
16.1.2020	132,3101	114,4385	169,9026	165,4750	147,3748	129,4696
15.1.2020	131,9628	114,3248	169,7784	165,0510	147,1320	129,4308
14.1.2020	132,0153	114,2235	170,2554	165,3847	147,3097	129,5045
13.1.2020	132,3608	114,4904	171,3614	165,3645	147,3501	129,5262
10.1.2020	132,7372	114,8704	172,3413	164,8634	147,2026	129,5961
9.1.2020	132,5883	114,7144	172,0318	164,5942	147,0359	129,5063
8.1.2020	132,5203	114,9073	169,7748	163,4766	146,5578	129,4343
7.1.2020	132,4763	115,1003	168,5806	163,2607	146,4979	129,4253
6.1.2020	132,8969	115,2880	169,3026	163,0225	146,4500	129,4631
3.1.2020	133,2121	115,5614	169,7041	163,8778	146,8734	129,5847
2.1.2020	133,8625	115,6039	171,8554	164,2338	147,0356	129,5572
1.1.2020	133,4263	115,2331	170,0926	162,9799	146,4867	129,4348
31.12.2019	133,4263	115,2331	170,0926	162,9799	146,4867	129,4348
29.11.2019	132,3957	116,0816	168,4510	159,4856	144,8681	129,2294
31.10.2019	131,5911	116,3938	162,4185	156,3934	143,3157	128,6866
30.9.2019	130,1603	118,6518	157,1547	154,9130	142,9067	128,8580
30.8.2019	128,6129	119,7920	152,4157	151,5712	141,2409	128,4041
31.7.2019	129,5746	117,0033	155,0384	156,2797	143,0452	128,2501
28.6.2019	128,7802	114,8349	152,4691	155,3980	141,7658	126,9640
31.5.2019	128,2687	114,6921	150,2692	149,5616	138,8741	126,2206
30.4.2019	131,5608	113,6234	157,0049	155,9685	141,1991	125,9184
29.3.2019	129,7105	113,8701	145,6625	152,7571	139,9505	125,7373
28.2.2019	127,5271	111,8023	145,9913	151,7495	139,4861	125,4025
31.1.2019	125,7359	111,9421	142,0498	148,8971	138,3833	125,2587
31.12.2018	121,6517	111,2690	129,5847	139,9322	133,8027	124,0372
30.11.2018	128,0769	111,8509	145,6248	148,4310	137,8577	124,8312
31.10.2018	127,2957	111,7000	144,8315	145,7144	135,9558	123,9823
27.9.2018	134,3540	110,9282	160,1965	154,6133	138,7650	123,1159
31.8.2018	134,7244	111,0889	164,2544	153,9840	137,8385	122,3698
31.7.2018	134,6426	110,8765	166,2960	156,1346	140,0359	123,7652
29.6.2018	134,3838	112,4697	159,0005	153,8919	139,8107	124,2340
31.5.2018	133,1882	111,3755	161,9866	156,4299	140,9413	124,4771
30.4.2018	130,6468	111,4649	159,3915	157,3220	141,7685	124,8271
30.3.2018	129,3324	111,0212	152,9017	155,9416	140,8373	124,1144
28.2.2018	130,6904	110,4322	159,2014	159,3887	142,5252	124,6568

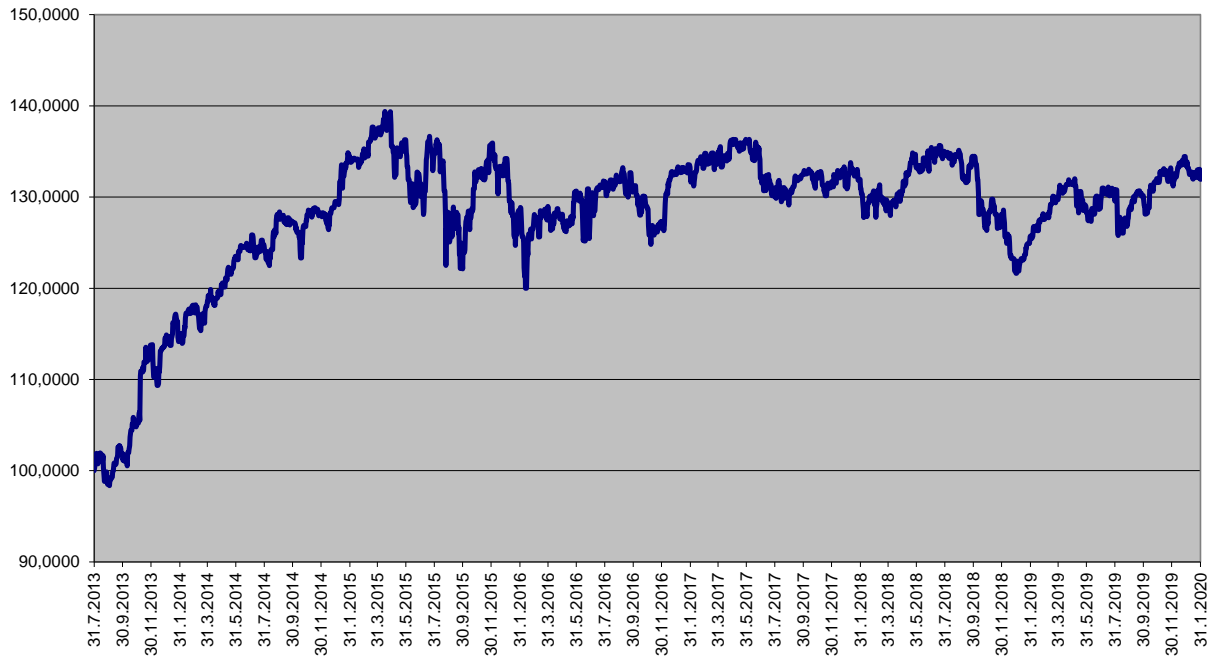
Ceny podílových jednotek
Investiční životní pojištění

Datum	Garantovaný	Garantovaný 2015	Garantovaný 2016
31.1.2020	109,8917	103,6539	102,8804
30.1.2020	109,8875	103,6517	102,8779
29.1.2020	109,8833	103,6494	102,8754
28.1.2020	109,8792	103,6472	102,8728
27.1.2020	109,8750	103,6449	102,8703
24.1.2020	109,8625	103,6381	102,8628
23.1.2020	109,8583	103,6359	102,8603
22.1.2020	109,8541	103,6336	102,8577
21.1.2020	109,8499	103,6314	102,8552
20.1.2020	109,8458	103,6291	102,8527
17.1.2020	109,8333	103,6223	102,8451
16.1.2020	109,8291	103,6201	102,8426
15.1.2020	109,8249	103,6178	102,8401
14.1.2020	109,8208	103,6156	102,8376
13.1.2020	109,8166	103,6133	102,8351
10.1.2020	109,8041	103,6066	102,8275
9.1.2020	109,7999	103,6043	102,8250
8.1.2020	109,7957	103,6020	102,8225
7.1.2020	109,7915	103,5998	102,8200
6.1.2020	109,7874	103,5975	102,8175
3.1.2020	109,7749	103,5908	102,8099
2.1.2020	109,7707	103,5885	102,8074
1.1.2020	109,7624	103,5840	102,8024
31.12.2019	109,7624	103,5840	102,8024
29.11.2019	109,6287	103,5117	102,7216
31.10.2019	109,5076	103,4462	102,6485
30.9.2019	109,3784	103,3762	102,5705
30.8.2019	109,2493	103,3062	102,4924
31.7.2019	109,1246	103,2386	102,4170
28.6.2019	108,9875	103,1643	102,3341
31.5.2019	108,8713	103,1012	102,2637
30.4.2019	108,7428	103,0315	102,1860
29.3.2019	108,6104	102,9595	102,1057
28.2.2019	108,4904	102,8943	102,0331
31.1.2019	108,3748	102,8315	101,9630
31.12.2018	108,2469	102,7619	101,8854
30.11.2018	108,1192	102,6924	101,8079
31.10.2018	107,9957	102,6252	101,7329
27.9.2018	107,8559	102,5490	101,6481
31.8.2018	107,7451	102,4886	101,5807
31.7.2018	107,6179	102,4192	101,5035
29.6.2018	107,4868	102,3477	101,4238
31.5.2018	107,3681	102,2829	101,3516
30.4.2018	107,2414	102,2138	101,2745
30.3.2018	107,1108	102,1424	101,1950
28.2.2018	106,9926	102,0777	101,1229

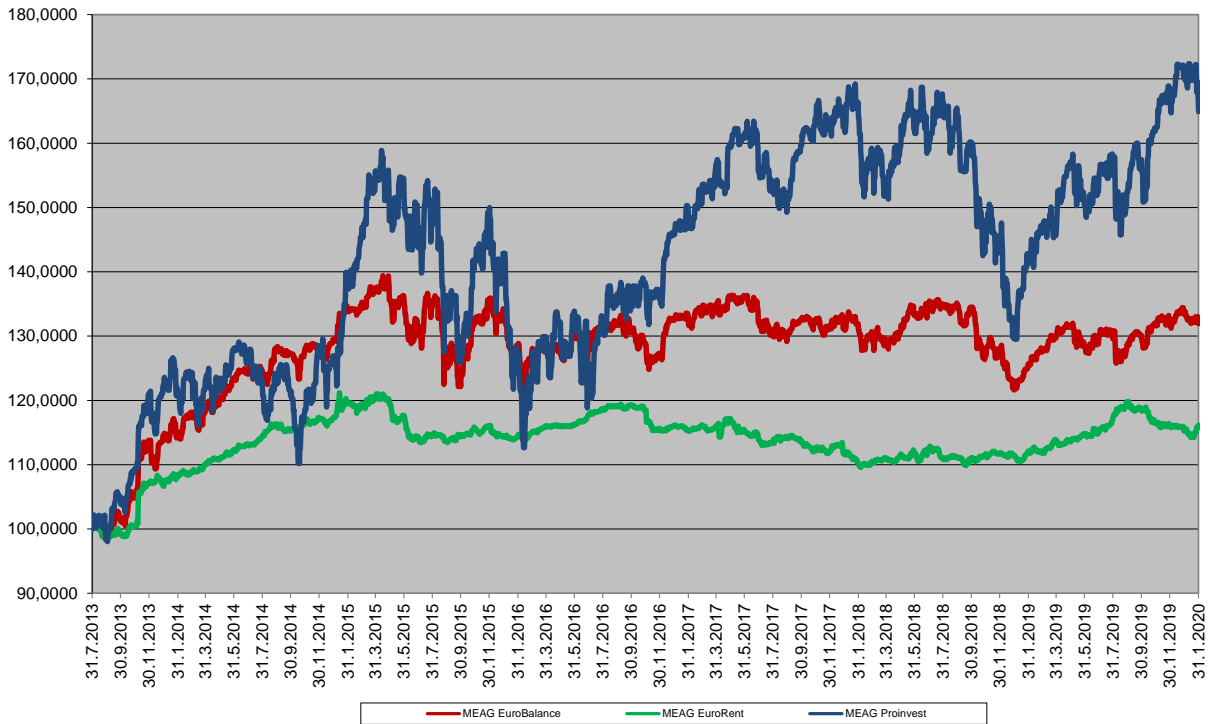
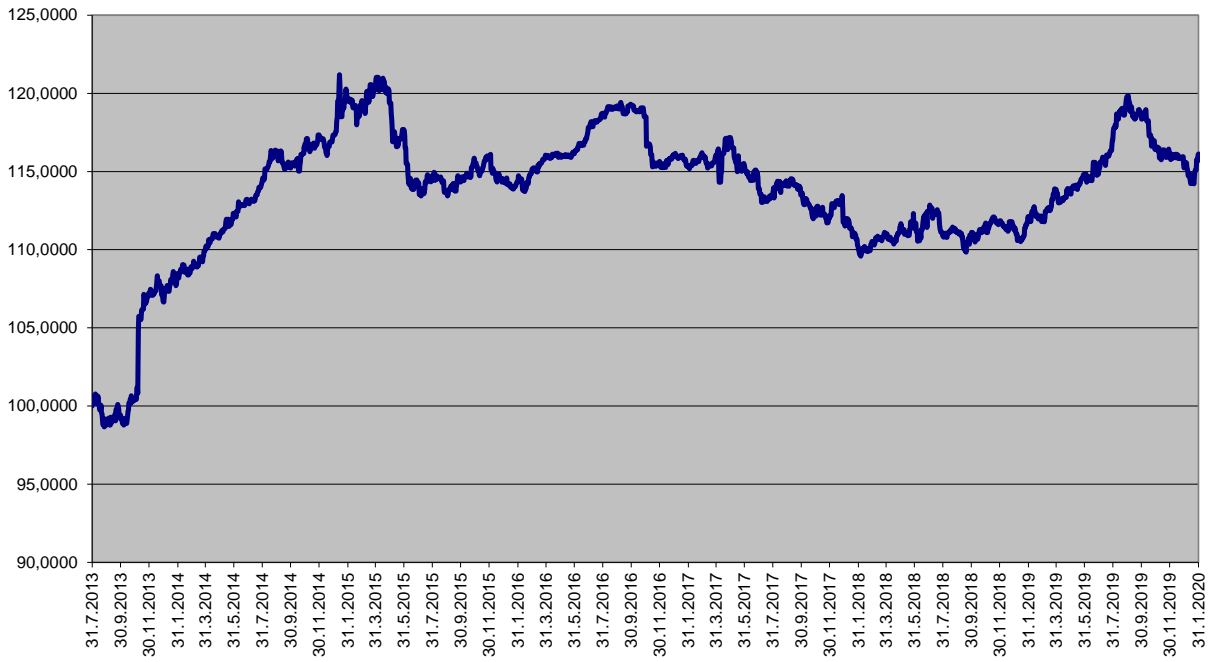
Finanční fond MEAG ProInvest



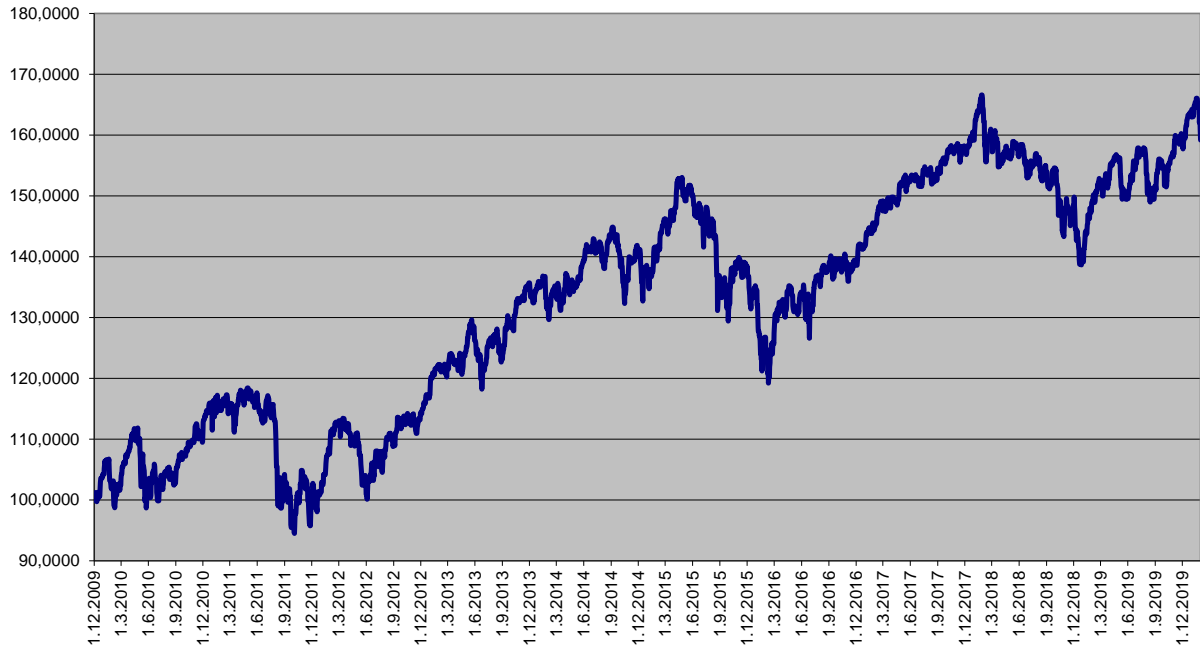
Finanční fond MEAG EuroBalance



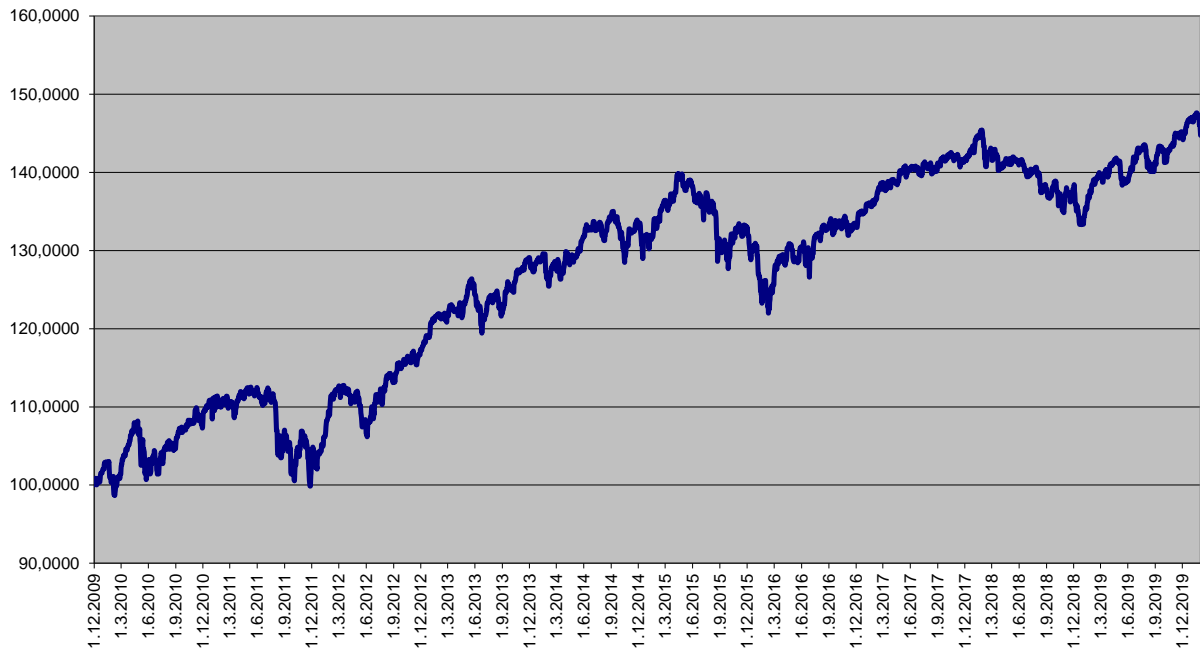
Finanční fond MEAG EuroRent



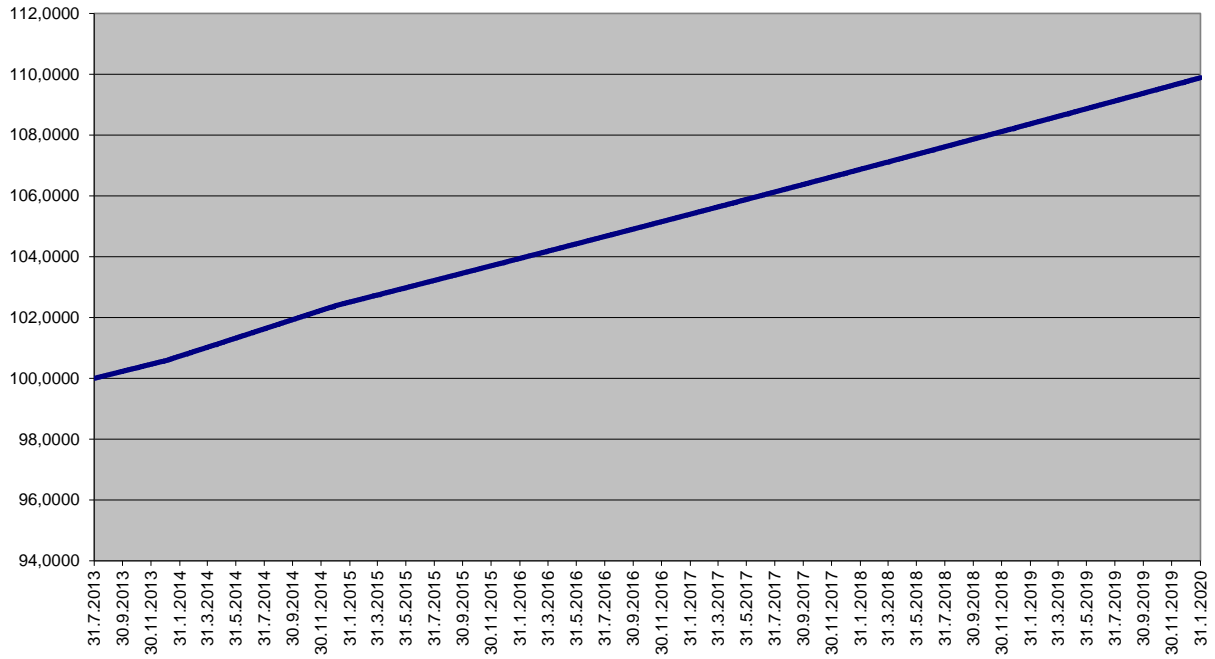
Dynamická strategie



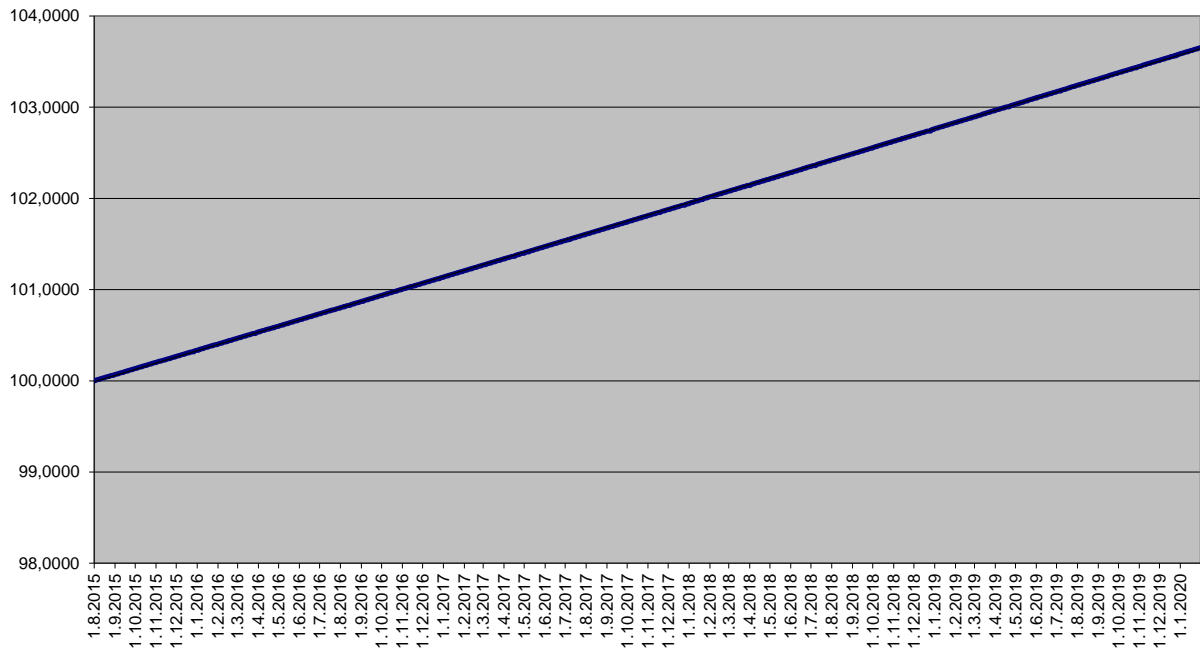
Vyvážená strategie



Garantovaný fond



Garantovaný fond 2015



Garantovaný fond 2016

