

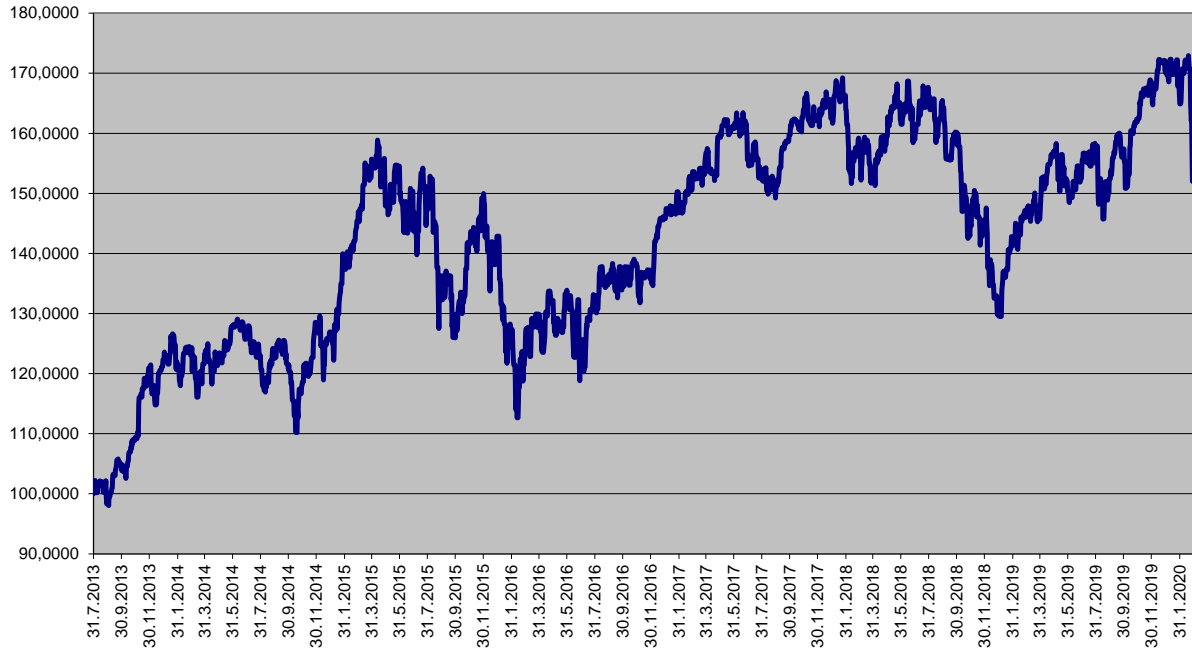
Ceny podílových jednotek
Investiční životní pojištění

Datum	MEAG EuroBalance	Fond MEAG EuroRent	MEAG Proinvest	Dynamická (Conseq)	Strategie Vyvážená (Conseq)	Konzervativní (Conseq)
28.2.2020	128,1386	117,1059	151,9941	148,4079	140,1762	128,9553
27.2.2020	128,1392	116,6585	156,9859	152,2831	141,8792	129,2497
26.2.2020	131,9971	117,0093	162,4001	155,6834	143,4767	129,6788
25.2.2020	131,6368	116,7129	162,1579	156,5297	143,7912	129,7531
24.2.2020	133,1360	116,4775	164,9911	158,8127	144,7546	129,8752
21.2.2020	134,5047	115,8398	170,7035	162,6163	146,2208	129,9527
20.2.2020	134,7287	115,6512	171,8624	163,5359	146,5894	129,9875
19.2.2020	135,0155	115,1226	172,9466	164,2698	146,8321	129,9484
18.2.2020	134,2872	114,7732	170,7858	163,4464	146,4228	129,8280
17.2.2020	133,9574	114,2892	171,5488	164,2354	146,6393	129,7426
14.2.2020	133,6932	114,3551	171,3082	164,0161	146,5867	129,7606
13.2.2020	133,8419	114,3286	171,5970	164,2431	146,6796	129,7328
12.2.2020	133,9388	114,4039	172,2079	164,2966	146,6951	129,6737
11.2.2020	133,8519	114,8178	171,7176	163,6221	146,4959	129,7158
10.2.2020	133,6246	115,1668	170,0045	162,6846	146,1378	129,6321
7.2.2020	133,5080	115,0802	170,0207	162,8394	146,1845	129,5809
6.2.2020	133,0491	114,2779	170,2580	163,4054	146,2958	129,4538
5.2.2020	133,6147	115,0260	170,7418	162,8833	146,2546	129,5884
4.2.2020	133,0181	115,6090	168,2564	161,5486	145,7139	129,5002
3.2.2020	131,8561	115,8571	165,3295	159,4066	144,7867	129,3410
31.1.2020	131,9432	116,1285	164,9080	159,2110	144,7315	129,3551
31.12.2019	133,4263	115,2331	170,0926	162,9799	146,4867	129,4348
29.11.2019	132,3957	116,0816	168,4510	159,4856	144,8681	129,2294
31.10.2019	131,5911	116,3938	162,4185	156,3934	143,3157	128,6866
30.9.2019	130,1603	118,6518	157,1547	154,9130	142,9067	128,8580
30.8.2019	128,6129	119,7920	152,4157	151,5712	141,2409	128,4041
31.7.2019	129,5746	117,0033	155,0384	156,2797	143,0452	128,2501
28.6.2019	128,7802	114,8349	152,4691	155,3980	141,7658	126,9640
31.5.2019	128,2687	114,6921	150,2692	149,5616	138,8741	126,2206
30.4.2019	131,5608	113,6234	157,0049	155,9685	141,1991	125,9184
29.3.2019	129,7105	113,8701	145,6625	152,7571	139,9505	125,7373
28.2.2019	127,5271	111,8023	145,9913	151,7495	139,4861	125,4025
31.1.2019	125,7359	111,9421	142,0498	148,8971	138,3833	125,2587
31.12.2018	121,6517	111,2690	129,5847	139,9322	133,8027	124,0372
30.11.2018	128,0769	111,8509	145,6248	148,4310	137,8577	124,8312
31.10.2018	127,2957	111,7000	144,8315	145,7144	135,9558	123,9823
27.9.2018	134,3540	110,9282	160,1965	154,6133	138,7650	123,1159
31.8.2018	134,7244	111,0889	164,2544	153,9840	137,8385	122,3698
31.7.2018	134,6426	110,8765	166,2960	156,1346	140,0359	123,7652
29.6.2018	134,3838	112,4697	159,0005	153,8919	139,8107	124,2340
31.5.2018	133,1882	111,3755	161,9866	156,4299	140,9413	124,4771
30.4.2018	130,6468	111,4649	159,3915	157,3220	141,7685	124,8271
30.3.2018	129,3324	111,0212	152,9017	155,9416	140,8373	124,1144

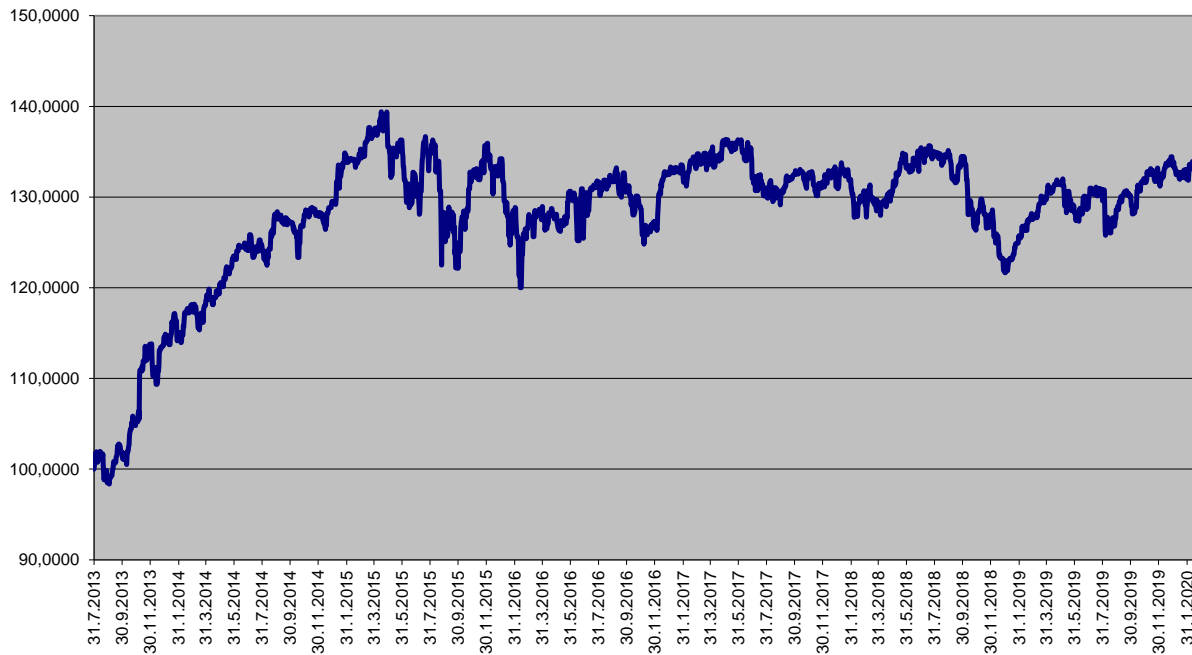
Ceny podílových jednotek
Investiční životní pojištění

Datum	Garantovaný	Garantovaný 2015	Garantovaný 2016
28.2.2020	110,0086	103,7171	102,9509
27.2.2020	110,0045	103,7149	102,9484
26.2.2020	110,0003	103,7126	102,9459
25.2.2020	109,9961	103,7104	102,9434
24.2.2020	109,9919	103,7081	102,9409
21.2.2020	109,9794	103,7013	102,9333
20.2.2020	109,9752	103,6991	102,9308
19.2.2020	109,9710	103,6968	102,9283
18.2.2020	109,9668	103,6946	102,9257
17.2.2020	109,9627	103,6923	102,9232
14.2.2020	109,9501	103,6855	102,9157
13.2.2020	109,9460	103,6833	102,9131
12.2.2020	109,9418	103,6810	102,9106
11.2.2020	109,9376	103,6788	102,9081
10.2.2020	109,9334	103,6765	102,9056
7.2.2020	109,9209	103,6697	102,8980
6.2.2020	109,9167	103,6675	102,8955
5.2.2020	109,9126	103,6652	102,8930
4.2.2020	109,9084	103,6630	102,8905
3.2.2020	109,9042	103,6607	102,8880
31.1.2020	109,8917	103,6539	102,8804
31.12.2019	109,7624	103,5840	102,8024
29.11.2019	109,6287	103,5117	102,7216
31.10.2019	109,5076	103,4462	102,6485
30.9.2019	109,3784	103,3762	102,5705
30.8.2019	109,2493	103,3062	102,4924
31.7.2019	109,1246	103,2386	102,4170
28.6.2019	108,9875	103,1643	102,3341
31.5.2019	108,8713	103,1012	102,2637
30.4.2019	108,7428	103,0315	102,1860
29.3.2019	108,6104	102,9595	102,1057
28.2.2019	108,4904	102,8943	102,0331
31.1.2019	108,3748	102,8315	101,9630
31.12.2018	108,2469	102,7619	101,8854
30.11.2018	108,1192	102,6924	101,8079
31.10.2018	107,9957	102,6252	101,7329
27.9.2018	107,8559	102,5490	101,6481
31.8.2018	107,7451	102,4886	101,5807
31.7.2018	107,6179	102,4192	101,5035
29.6.2018	107,4868	102,3477	101,4238
31.5.2018	107,3681	102,2829	101,3516
30.4.2018	107,2414	102,2138	101,2745
30.3.2018	107,1108	102,1424	101,1950

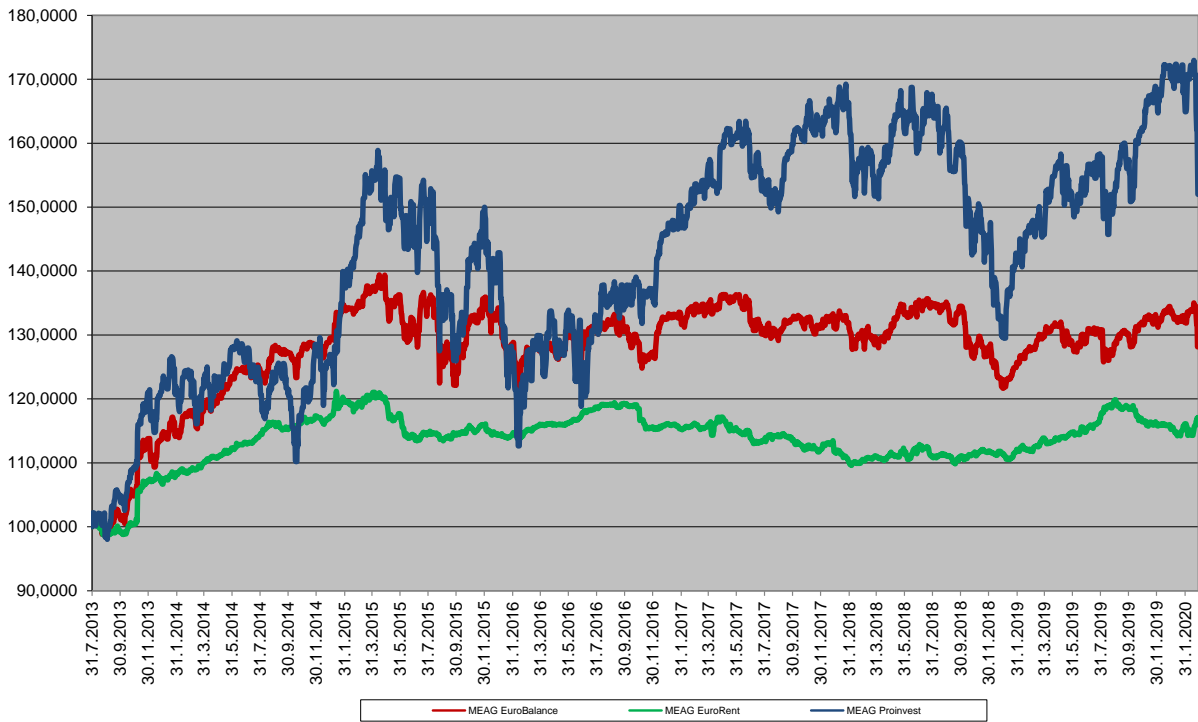
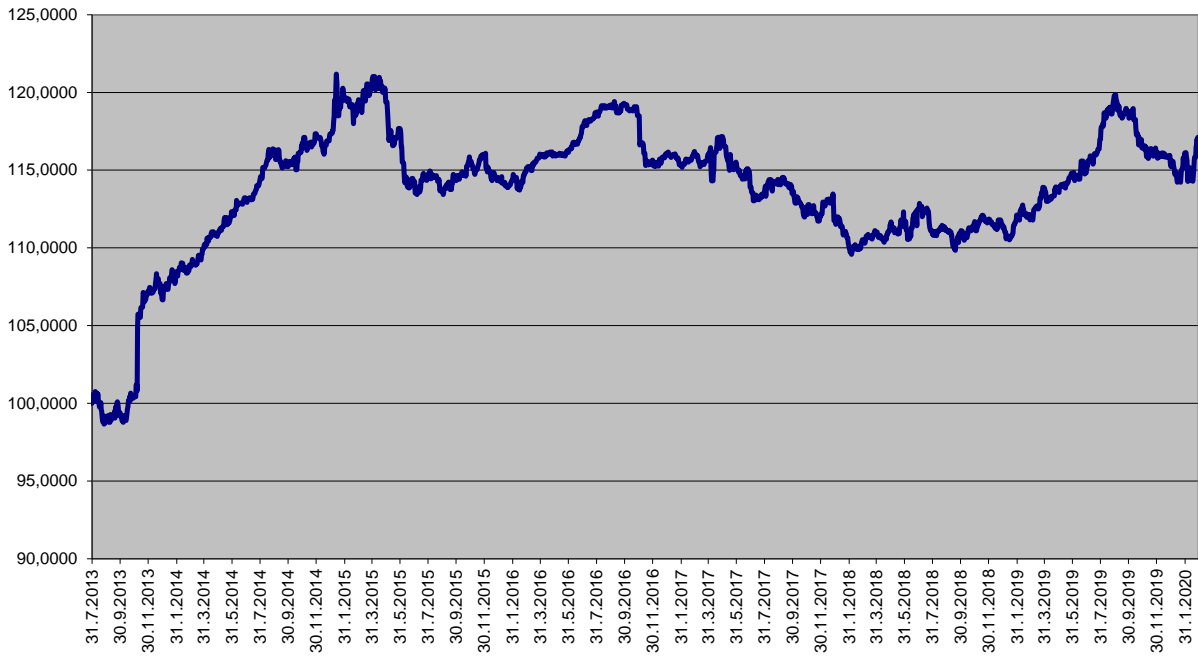
Finanční fond MEAG ProInvest



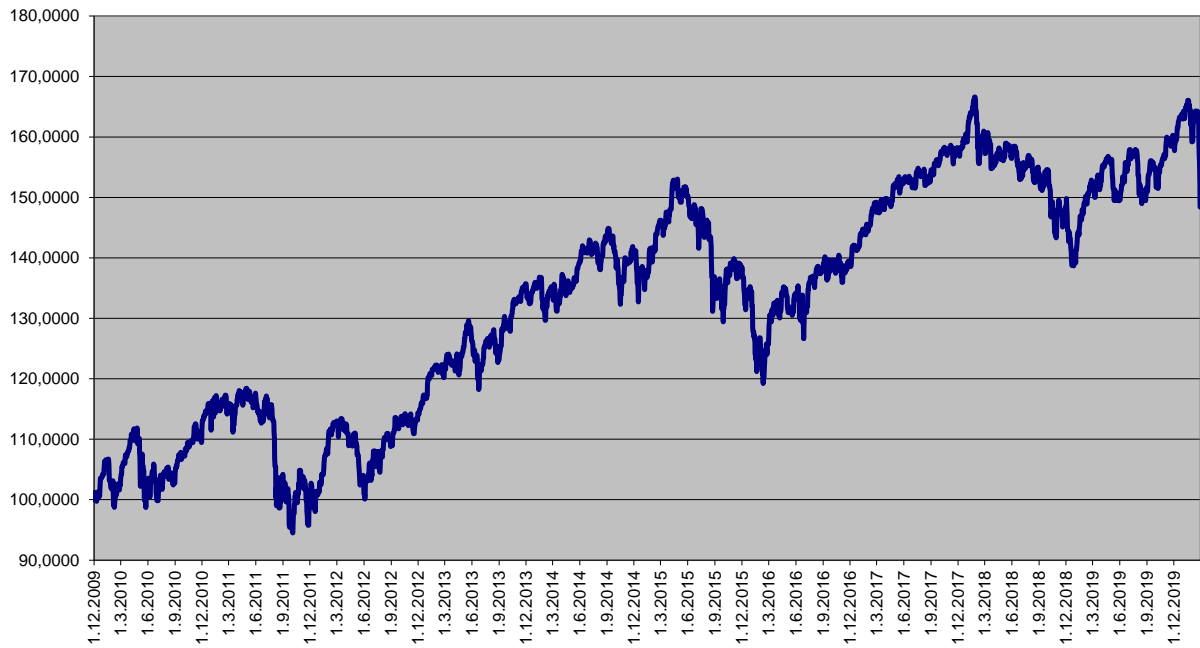
Finanční fond MEAG EuroBalance



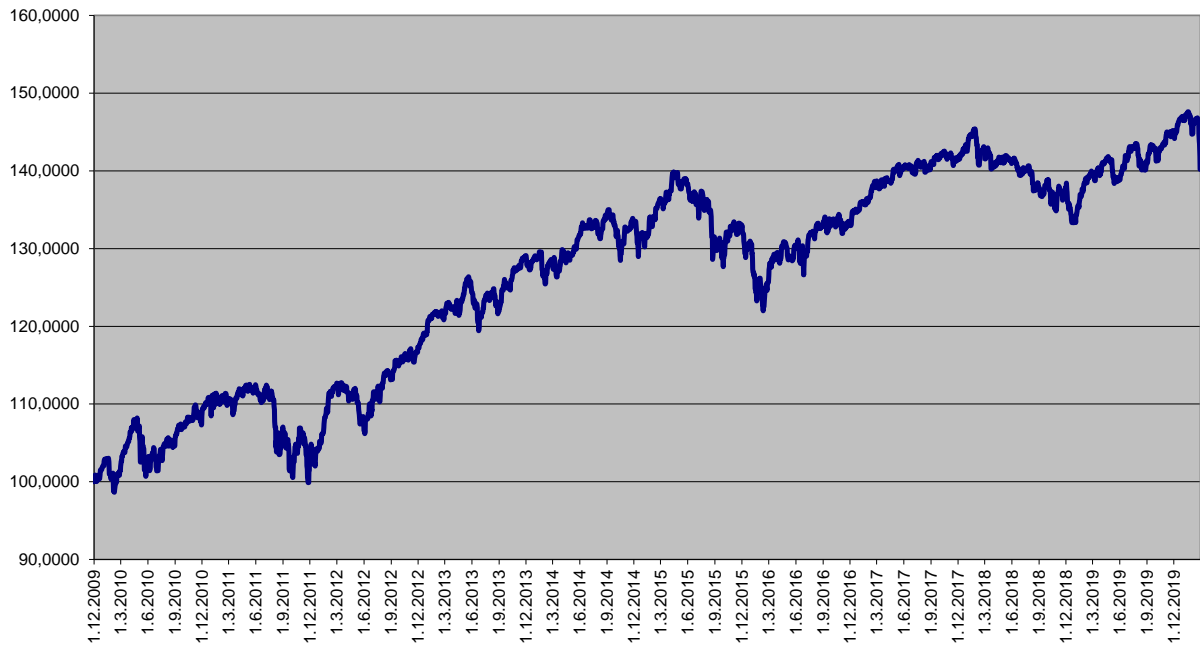
Finanční fond MEAG EuroRent



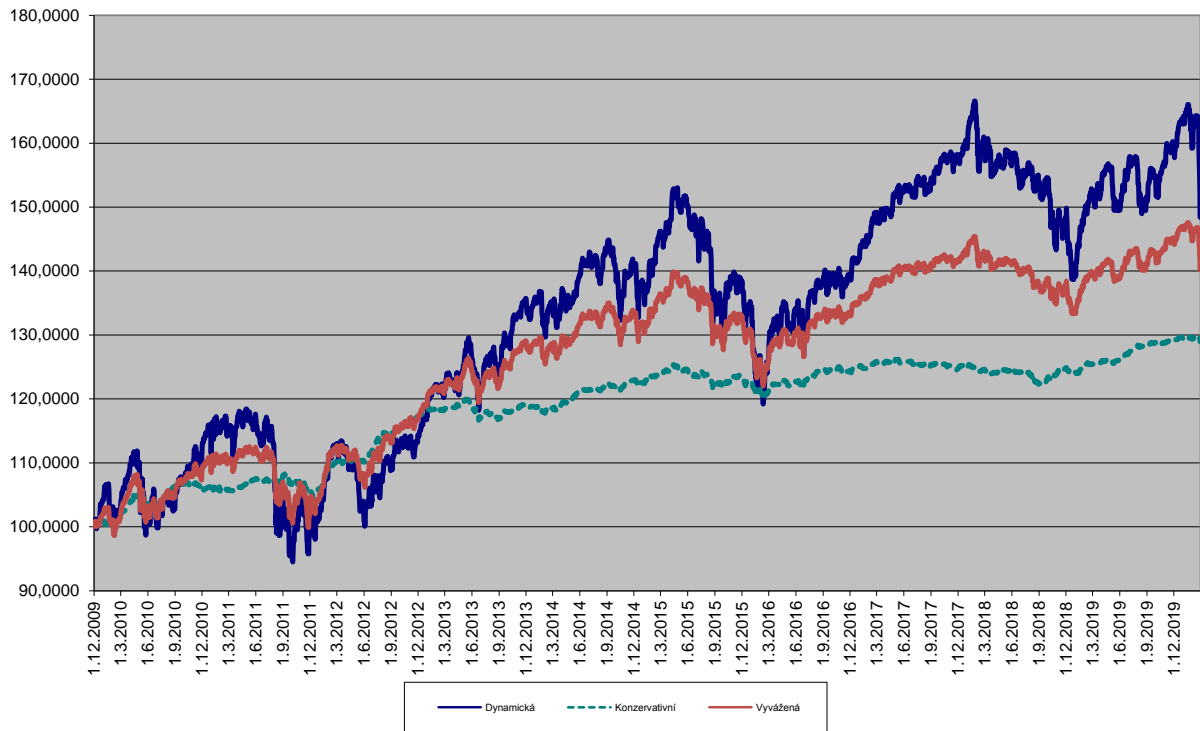
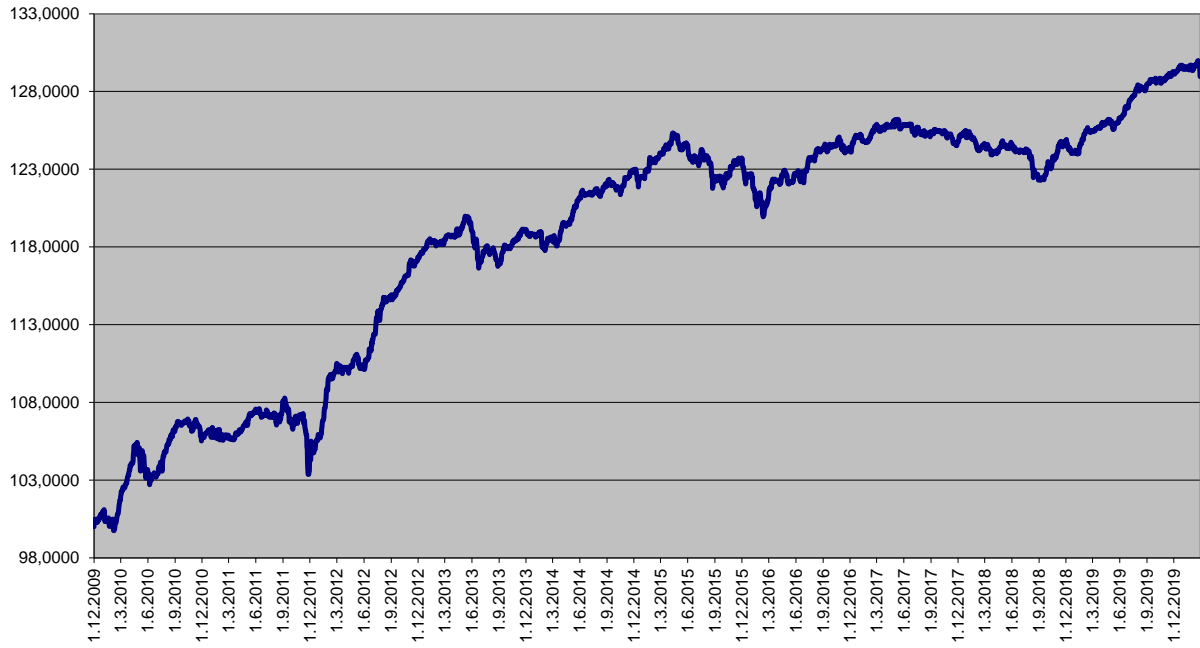
Dynamická strategie



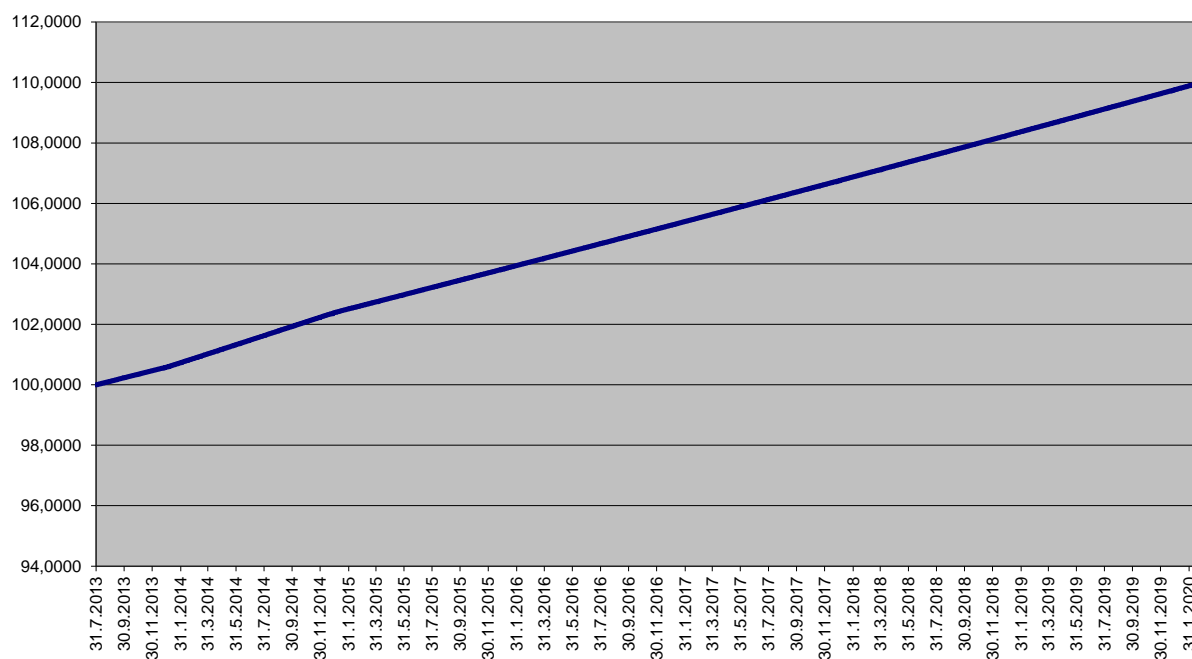
Vyvážená strategie



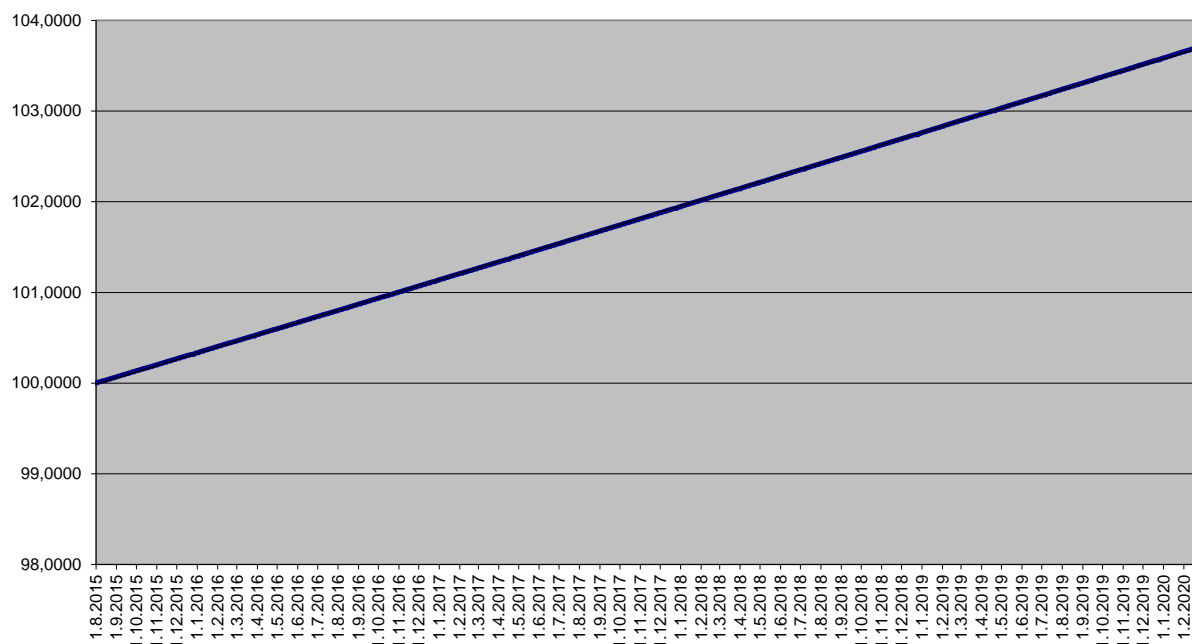
Konzervativní strategie



Garantovaný fond



Garantovaný fond 2015



Garantovaný fond 2016

