

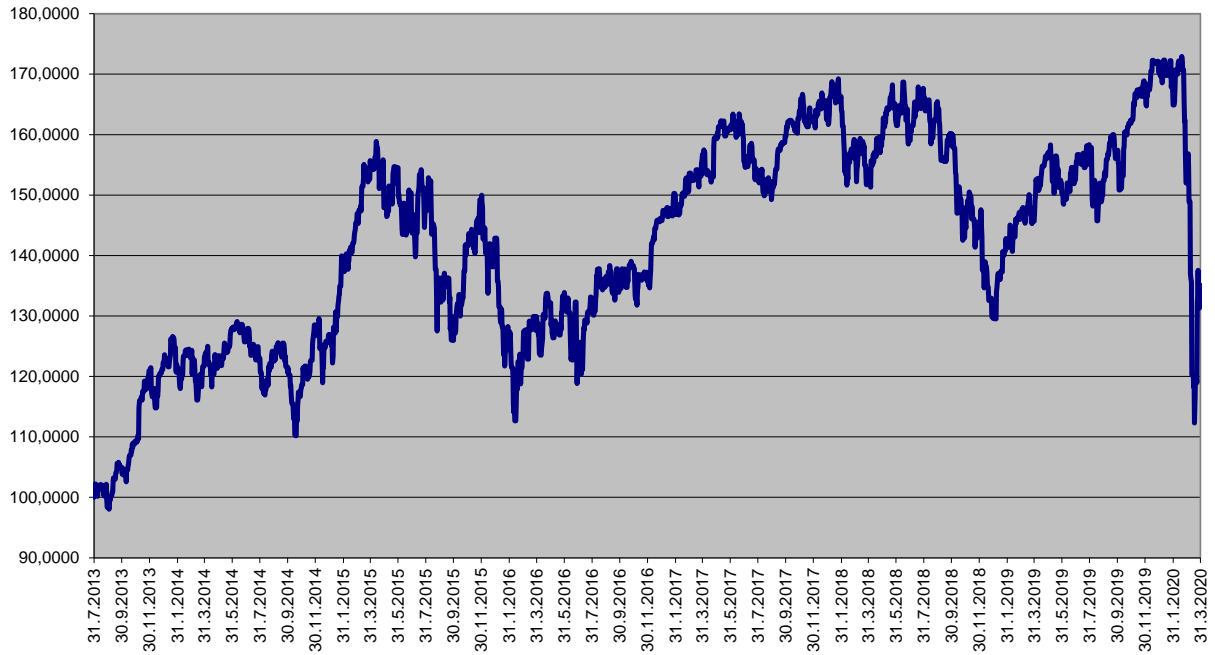
Ceny podílových jednotek
Investiční životní pojištění

Datum	MEAG EuroBalance	Fond MEAG EuroRent	MEAG Proinvest	Dynamická (Conseq)	Strategie Vyvážená (Conseq)	Konzervativní (Conseq)
31.3.2020	130,7366	119,3723	135,0752	123,5891	128,8503	124,0940
30.3.2020	130,3761	119,7272	133,2661	122,6906	128,3649	124,0677
27.3.2020	129,7316	119,5419	131,3280	122,3485	128,1800	124,0341
26.3.2020	133,1007	119,9934	137,5624	125,2650	130,0726	124,5276
25.3.2020	129,4546	118,7136	133,3127	122,0130	128,0844	124,3243
24.3.2020	129,9004	120,5578	132,0194	119,0808	126,5367	124,0424
23.3.2020	123,5738	120,3233	118,9619	112,7579	122,9186	123,4072
20.3.2020	123,5031	118,7825	120,2992	117,2091	125,0289	123,9916
19.3.2020	125,9674	119,7496	116,3412	115,6216	124,7999	124,3558
18.3.2020	123,0560	117,8985	112,3027	115,6045	124,6524	124,3539
17.3.2020	124,1191	119,0855	119,7711	121,3866	127,9011	125,5555
16.3.2020	124,1814	119,9807	118,2700	120,9068	128,1596	126,2218
13.3.2020	125,3088	117,2922	120,2343	128,4736	130,7857	126,2470
12.3.2020	120,3558	119,0068	120,2590	125,5680	130,0600	126,6991
11.3.2020	125,5827	118,2193	135,6341	136,4760	134,8027	127,5282
10.3.2020	126,7618	118,0421	136,2639	139,3280	136,0009	127,6366
9.3.2020	123,7074	117,6363	136,9656	138,4351	135,6682	127,6493
6.3.2020	128,9047	117,9117	148,8986	146,6216	139,3831	128,5364
5.3.2020	130,0418	117,4624	154,5936	149,9901	140,8884	128,9510
4.3.2020	131,6326	117,3559	156,8520	151,6918	141,6495	129,1445
3.3.2020	131,0218	117,7953	155,7400	150,3585	141,1707	129,1207
2.3.2020	130,3537	117,7658	153,1907	149,8290	140,9437	129,0798
28.2.2020	128,1386	117,1059	151,9941	148,4079	140,1762	128,9553
31.1.2020	131,9432	116,1285	164,9080	159,2110	144,7315	129,3551
31.12.2019	133,4263	115,2331	170,0926	162,9799	146,4867	129,4348
29.11.2019	132,3957	116,0816	168,4510	159,4856	144,8681	129,2294
31.10.2019	131,5911	116,3938	162,4185	156,3934	143,3157	128,6866
30.9.2019	130,1603	118,6518	157,1547	154,9130	142,9067	128,8580
30.8.2019	128,6129	119,7920	152,4157	151,5712	141,2409	128,4041
31.7.2019	129,5746	117,0033	155,0384	156,2797	143,0452	128,2501
28.6.2019	128,7802	114,8349	152,4691	155,3980	141,7658	126,9640
31.5.2019	128,2687	114,6921	150,2692	149,5616	138,8741	126,2206
30.4.2019	131,5608	113,6234	157,0049	155,9685	141,1991	125,9184
29.3.2019	129,7105	113,8701	145,6625	152,7571	139,9505	125,7373
28.2.2019	127,5271	111,8023	145,9913	151,7495	139,4861	125,4025
31.1.2019	125,7359	111,9421	142,0498	148,8971	138,3833	125,2587
31.12.2018	121,6517	111,2690	129,5847	139,9322	133,8027	124,0372
30.11.2018	128,0769	111,8509	145,6248	148,4310	137,8577	124,8312
31.10.2018	127,2957	111,7000	144,8315	145,7144	135,9558	123,9823
27.9.2018	134,3540	110,9282	160,1965	154,6133	138,7650	123,1159
31.8.2018	134,7244	111,0889	164,2544	153,9840	137,8385	122,3698
31.7.2018	134,6426	110,8765	166,2960	156,1346	140,0359	123,7652
29.6.2018	134,3838	112,4697	159,0005	153,8919	139,8107	124,2340
31.5.2018	133,1882	111,3755	161,9866	156,4299	140,9413	124,4771
30.4.2018	130,6468	111,4649	159,3915	157,3220	141,7685	124,8271

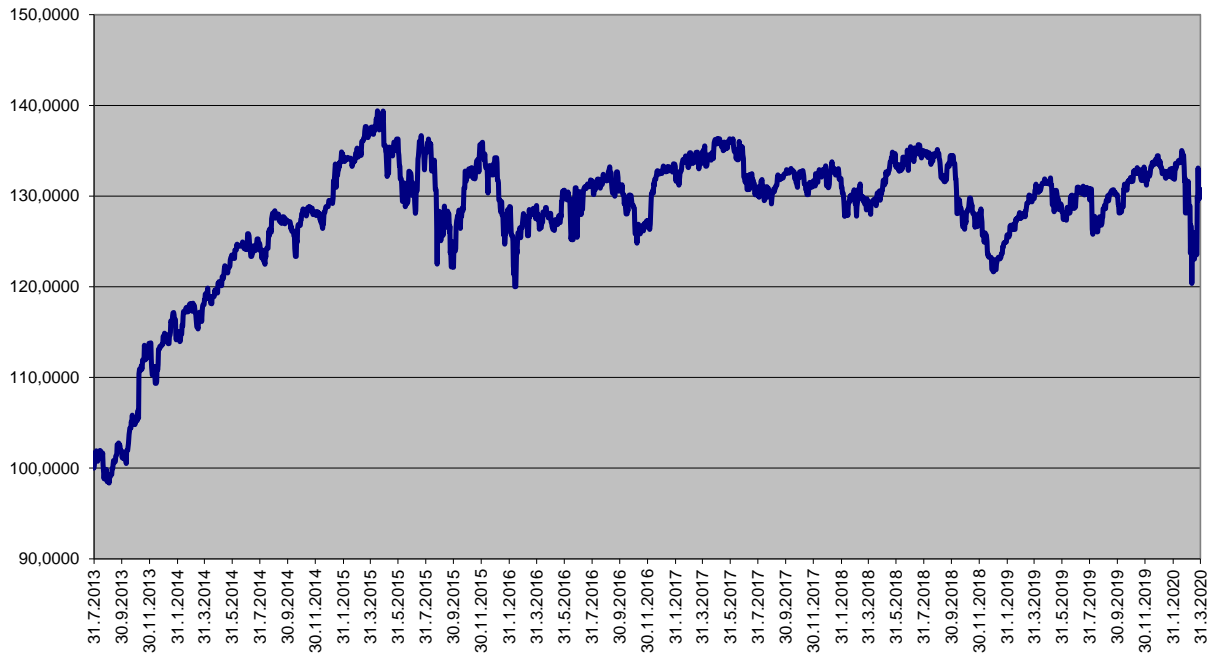
Ceny podílových jednotek
Investiční životní pojištění

Datum	Garantovaný	Garantovaný 2015	Garantovaný 2016
31.3.2020	110,1424	103,7894	103,0316
30.3.2020	110,1382	103,7872	103,0291
27.3.2020	110,1257	103,7804	103,0215
26.3.2020	110,1215	103,7781	103,0190
25.3.2020	110,1173	103,7759	103,0165
24.3.2020	110,1131	103,7736	103,0140
23.3.2020	110,1090	103,7713	103,0115
20.3.2020	110,0964	103,7646	103,0039
19.3.2020	110,0922	103,7623	103,0014
18.3.2020	110,0881	103,7600	102,9988
17.3.2020	110,0839	103,7578	102,9963
16.3.2020	110,0797	103,7555	102,9938
13.3.2020	110,0671	103,7487	102,9862
12.3.2020	110,0630	103,7465	102,9837
11.3.2020	110,0588	103,7442	102,9812
10.3.2020	110,0546	103,7420	102,9787
9.3.2020	110,0504	103,7397	102,9762
6.3.2020	110,0379	103,7329	102,9686
5.3.2020	110,0337	103,7307	102,9661
4.3.2020	110,0295	103,7284	102,9635
3.3.2020	110,0253	103,7262	102,9610
2.3.2020	110,0212	103,7239	102,9585
28.2.2020	110,0086	103,7171	102,9509
31.1.2020	109,8917	103,6539	102,8804
31.12.2019	109,7624	103,5840	102,8024
29.11.2019	109,6287	103,5117	102,7216
31.10.2019	109,5076	103,4462	102,6485
30.9.2019	109,3784	103,3762	102,5705
30.8.2019	109,2493	103,3062	102,4924
31.7.2019	109,1246	103,2386	102,4170
28.6.2019	108,9875	103,1643	102,3341
31.5.2019	108,8713	103,1012	102,2637
30.4.2019	108,7428	103,0315	102,1860
29.3.2019	108,6104	102,9595	102,1057
28.2.2019	108,4904	102,8943	102,0331
31.1.2019	108,3748	102,8315	101,9630
31.12.2018	108,2469	102,7619	101,8854
30.11.2018	108,1192	102,6924	101,8079
31.10.2018	107,9957	102,6252	101,7329
27.9.2018	107,8559	102,5490	101,6481
31.8.2018	107,7451	102,4886	101,5807
31.7.2018	107,6179	102,4192	101,5035
29.6.2018	107,4868	102,3477	101,4238
31.5.2018	107,3681	102,2829	101,3516
30.4.2018	107,2414	102,2138	101,2745

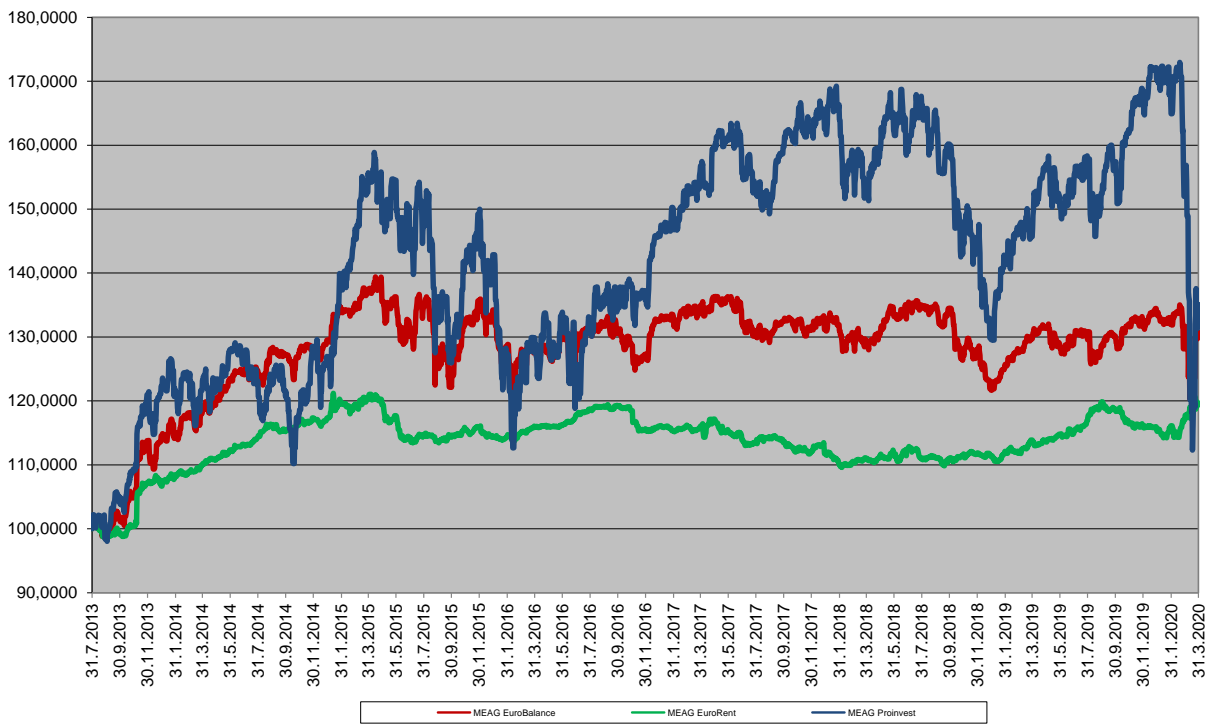
Finanční fond MEAG ProInvest



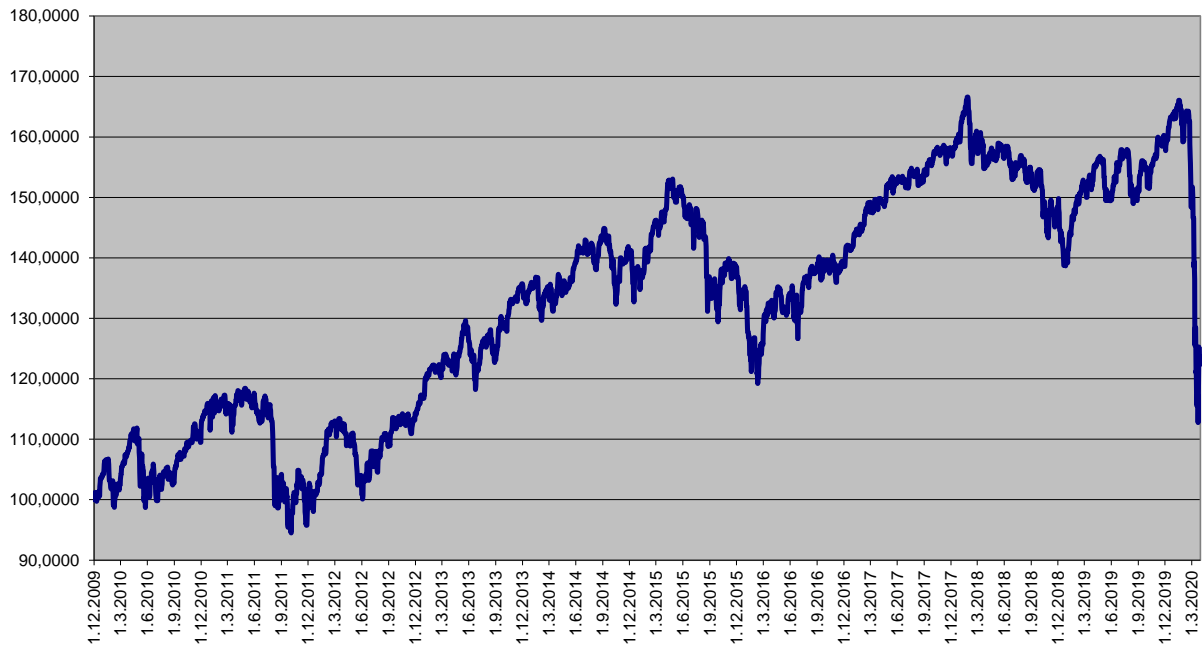
Finanční fond MEAG EuroBalance



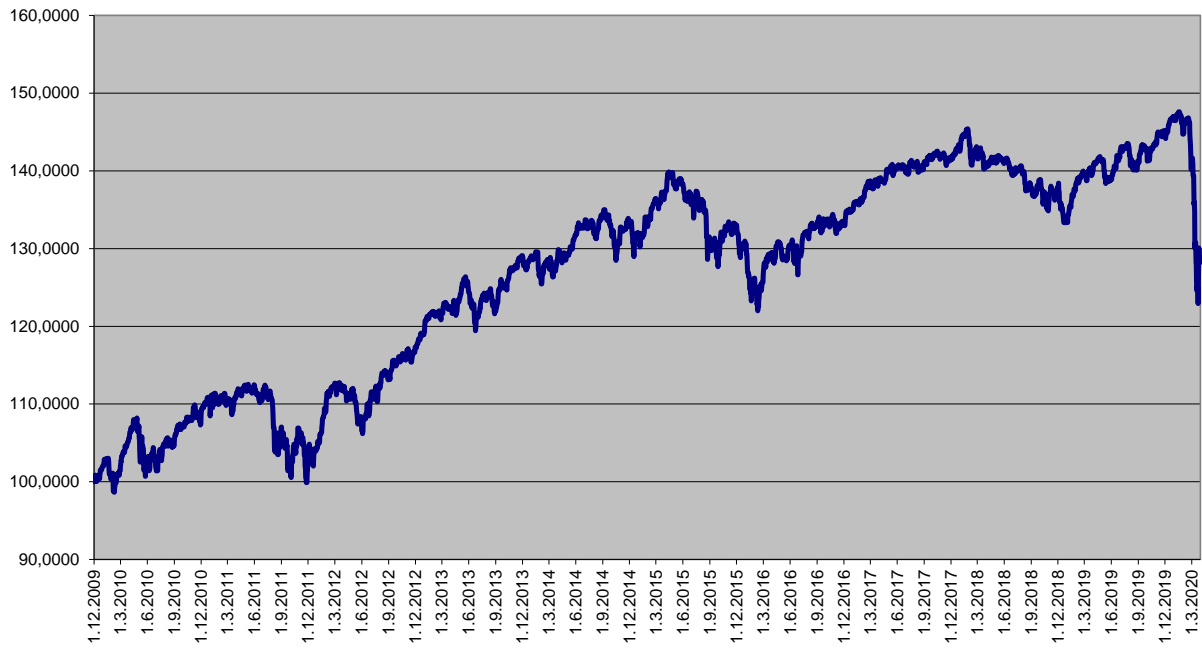
Finanční fond MEAG EuroRent



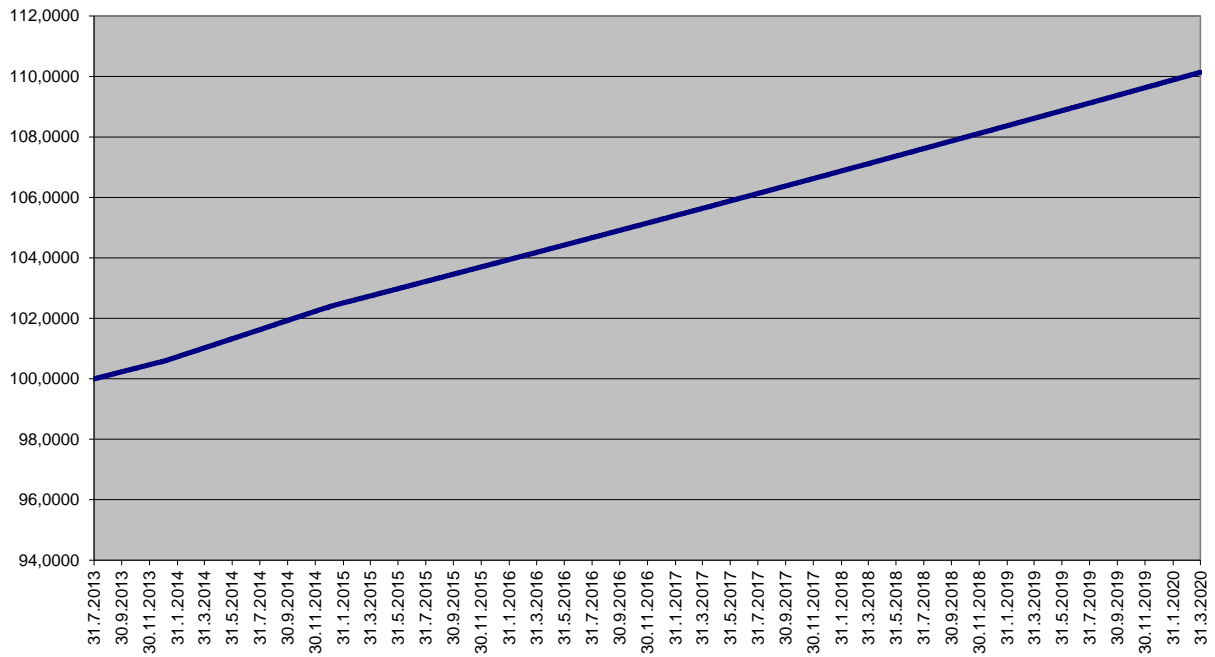
Dynamická strategie



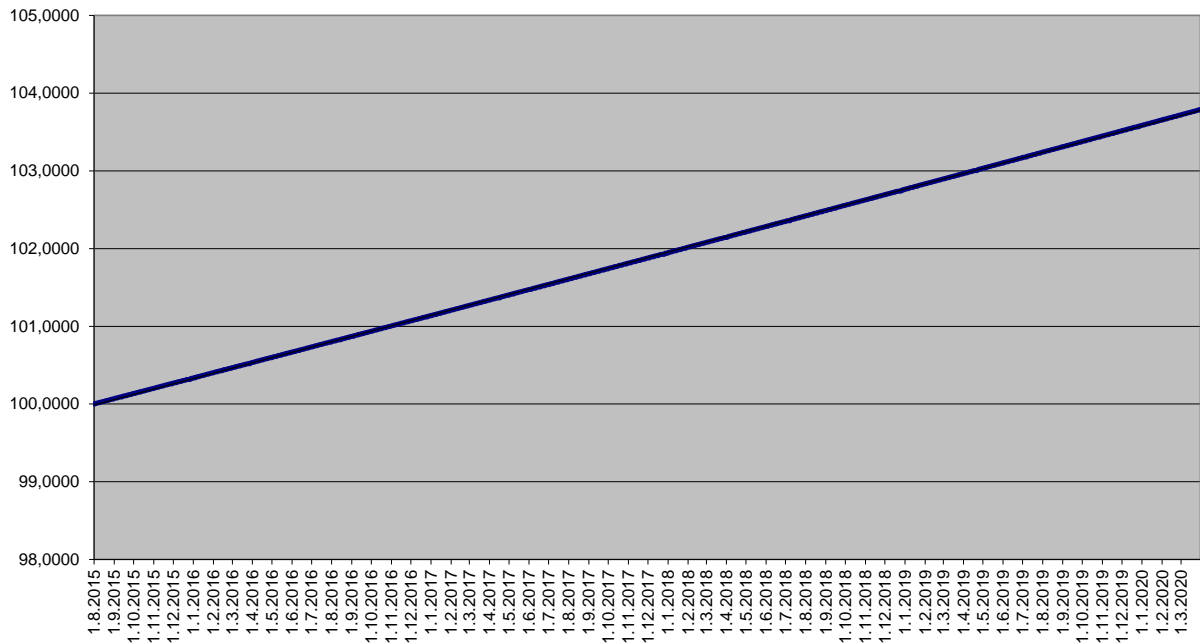
Vyvážená strategie



Garantovaný fond



Garantovaný fond 2015



Garantovaný fond 2016

