

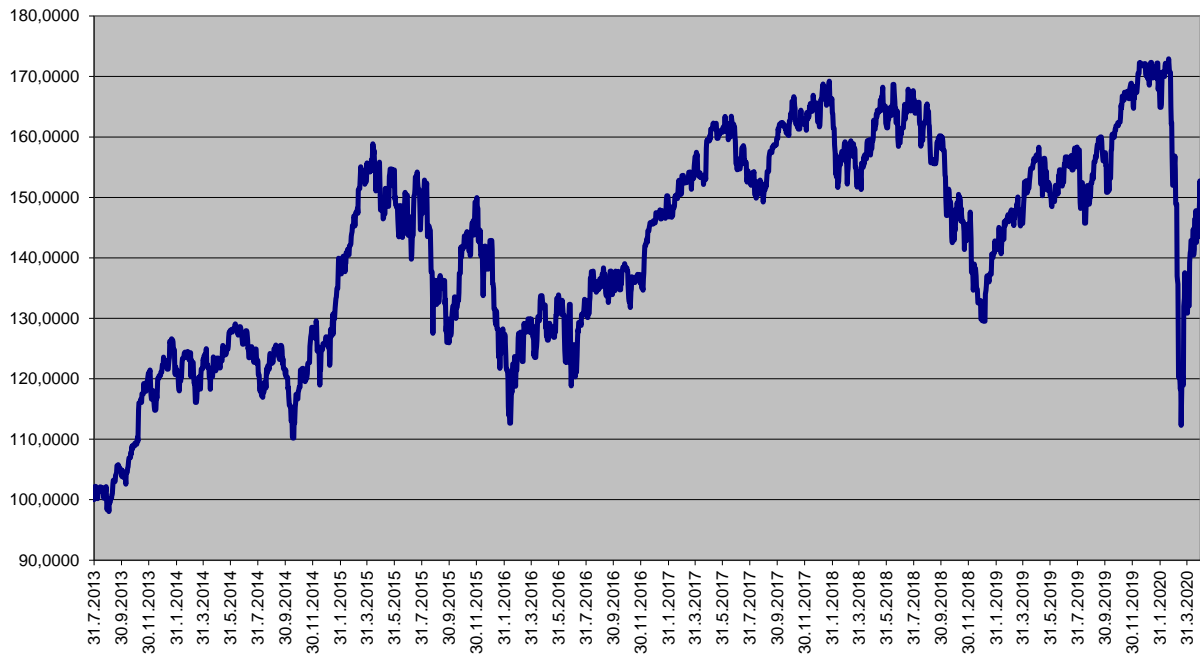
Ceny podílových jednotek
Investiční životní pojištění

Datum	MEAG EuroBalance	Fond MEAG EuroRent	MEAG Proinvest	Dynamická (Conseq)	Strategie Vyvážená (Conseq)	Konzervativní (Conseq)
30.4.2020	137,1052	120,6210	149,5225	133,6407	134,1356	124,5731
29.4.2020	137,4899	120,3192	152,7507	134,8268	134,7950	124,7221
28.4.2020	137,5812	120,6436	149,1799	132,4656	133,5950	124,5772
27.4.2020	137,3272	120,2283	147,0074	131,3387	132,9693	124,5244
24.4.2020	137,5419	120,5819	143,4688	129,4738	132,0341	124,4481
23.4.2020	137,6732	121,2396	146,9432	130,3000	132,6606	124,6360
22.4.2020	137,3106	120,7901	145,7841	129,2897	132,2254	124,6781
21.4.2020	136,1000	120,7595	142,5331	127,7398	131,3414	124,5880
20.4.2020	136,3142	120,2893	147,7935	130,8915	132,9586	124,7443
17.4.2020	135,9306	119,9021	146,3993	130,9251	132,8160	124,6692
16.4.2020	134,3480	119,2981	141,4493	128,4740	131,3009	124,2469
15.4.2020	133,3301	119,0509	140,4312	128,2456	131,1448	124,2422
14.4.2020	132,8169	118,1811	144,7381	130,6819	132,2963	124,2198
13.4.2020	131,4217	117,8515	142,8649	129,7193	131,7379	124,1378
10.4.2020	131,4217	117,8515	142,8649	129,7193	131,7379	124,1378
9.4.2020	131,4217	117,8515	142,8649	129,7193	131,7379	124,1378
8.4.2020	132,4216	118,3896	141,2061	127,9785	131,0217	124,1862
7.4.2020	131,8197	118,3358	140,8313	127,3230	130,7423	124,2261
6.4.2020	133,3708	120,3102	139,2717	125,1506	129,6943	124,1789
3.4.2020	130,8458	120,1508	132,0342	120,6512	127,4468	124,2373
2.4.2020	131,7056	120,2966	132,4084	121,6260	127,9876	124,2563
1.4.2020	129,7200	119,6126	130,8601	120,5572	127,2542	123,9911
31.3.2020	130,7366	119,3723	135,0752	123,5891	128,8503	124,0940
28.2.2020	128,1386	117,1059	151,9941	148,4079	140,1762	128,9553
31.1.2020	131,9432	116,1285	164,9080	159,2110	144,7315	129,3551
31.12.2019	133,4263	115,2331	170,0926	162,9799	146,4867	129,4348
29.11.2019	132,3957	116,0816	168,4510	159,4856	144,8681	129,2294
31.10.2019	131,5911	116,3938	162,4185	156,3934	143,3157	128,6866
30.9.2019	130,1603	118,6518	157,1547	154,9130	142,9067	128,8580
30.8.2019	128,6129	119,7920	152,4157	151,5712	141,2409	128,4041
31.7.2019	129,5746	117,0033	155,0384	156,2797	143,0452	128,2501
28.6.2019	128,7802	114,8349	152,4691	155,3980	141,7658	126,9640
31.5.2019	128,2687	114,6921	150,2692	149,5616	138,8741	126,2206
30.4.2019	131,5608	113,6234	157,0049	155,9685	141,1991	125,9184
29.3.2019	129,7105	113,8701	145,6625	152,7571	139,9505	125,7373
28.2.2019	127,5271	111,8023	145,9913	151,7495	139,4861	125,4025
31.1.2019	125,7359	111,9421	142,0498	148,8971	138,3833	125,2587
31.12.2018	121,6517	111,2690	129,5847	139,9322	133,8027	124,0372
30.11.2018	128,0769	111,8509	145,6248	148,4310	137,8577	124,8312
31.10.2018	127,2957	111,7000	144,8315	145,7144	135,9558	123,9823
27.9.2018	134,3540	110,9282	160,1965	154,6133	138,7650	123,1159
31.8.2018	134,7244	111,0889	164,2544	153,9840	137,8385	122,3698
31.7.2018	134,6426	110,8765	166,2960	156,1346	140,0359	123,7652
29.6.2018	134,3838	112,4697	159,0005	153,8919	139,8107	124,2340
31.5.2018	133,1882	111,3755	161,9866	156,4299	140,9413	124,4771

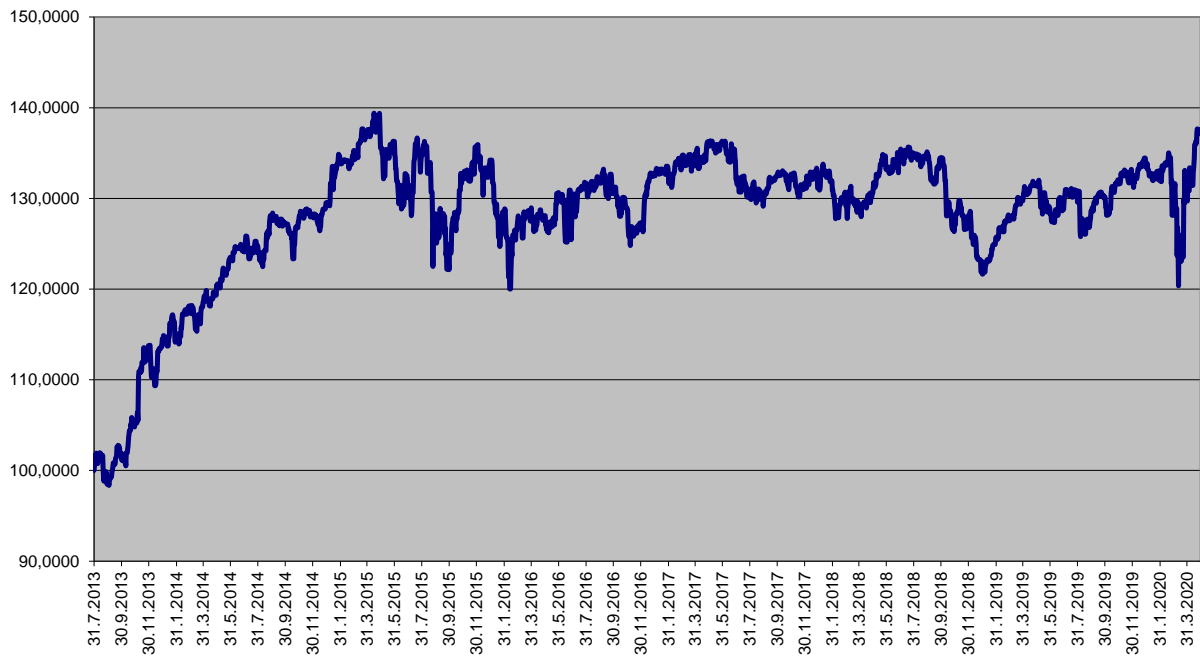
Ceny podílových jednotek
Investiční životní pojištění

Datum	Garantovaný	Garantovaný 2015	Garantovaný 2016
30.4.2020	110,2680	103,8572	103,1073
29.4.2020	110,2638	103,8550	103,1048
28.4.2020	110,2596	103,8527	103,1023
27.4.2020	110,2555	103,8504	103,0997
24.4.2020	110,2429	103,8437	103,0922
23.4.2020	110,2387	103,8414	103,0897
22.4.2020	110,2345	103,8391	103,0871
21.4.2020	110,2303	103,8369	103,0846
20.4.2020	110,2261	103,8346	103,0821
17.4.2020	110,2136	103,8278	103,0745
16.4.2020	110,2094	103,8256	103,0720
15.4.2020	110,2052	103,8233	103,0695
14.4.2020	110,2010	103,8211	103,0669
13.4.2020	110,1801	103,8098	103,0543
10.4.2020	110,1801	103,8098	103,0543
9.4.2020	110,1801	103,8098	103,0543
8.4.2020	110,1759	103,8075	103,0518
7.4.2020	110,1717	103,8052	103,0493
6.4.2020	110,1675	103,8030	103,0468
3.4.2020	110,1550	103,7962	103,0392
2.4.2020	110,1508	103,7939	103,0367
1.4.2020	110,1466	103,7917	103,0341
31.3.2020	110,1424	103,7894	103,0316
28.2.2020	110,0086	103,7171	102,9509
31.1.2020	109,8917	103,6539	102,8804
31.12.2019	109,7624	103,5840	102,8024
29.11.2019	109,6287	103,5117	102,7216
31.10.2019	109,5076	103,4462	102,6485
30.9.2019	109,3784	103,3762	102,5705
30.8.2019	109,2493	103,3062	102,4924
31.7.2019	109,1246	103,2386	102,4170
28.6.2019	108,9875	103,1643	102,3341
31.5.2019	108,8713	103,1012	102,2637
30.4.2019	108,7428	103,0315	102,1860
29.3.2019	108,6104	102,9595	102,1057
28.2.2019	108,4904	102,8943	102,0331
31.1.2019	108,3748	102,8315	101,9630
31.12.2018	108,2469	102,7619	101,8854
30.11.2018	108,1192	102,6924	101,8079
31.10.2018	107,9957	102,6252	101,7329
27.9.2018	107,8559	102,5490	101,6481
31.8.2018	107,7451	102,4886	101,5807
31.7.2018	107,6179	102,4192	101,5035
29.6.2018	107,4868	102,3477	101,4238
31.5.2018	107,3681	102,2829	101,3516

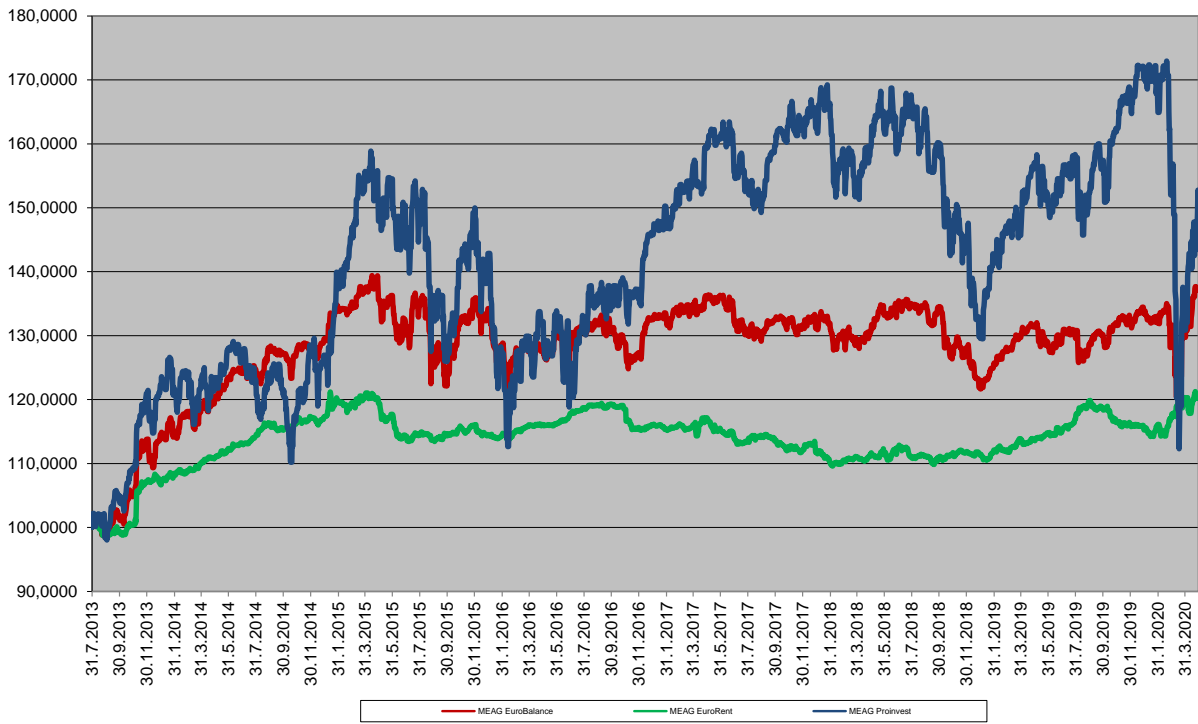
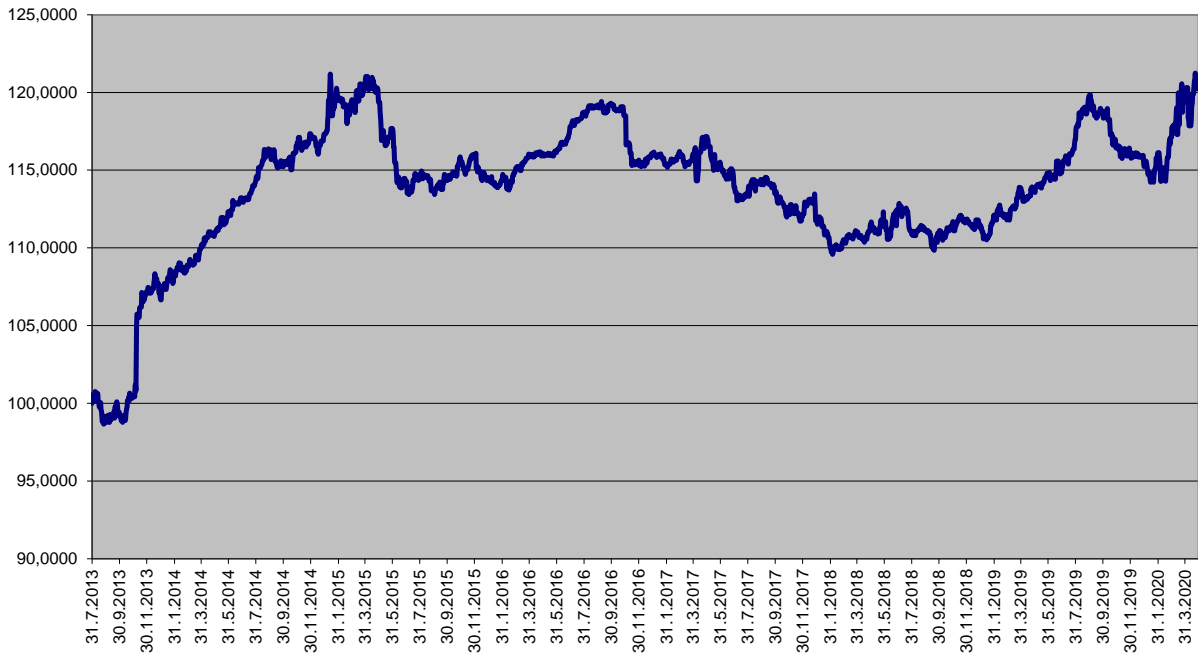
Finanční fond MEAG ProInvest



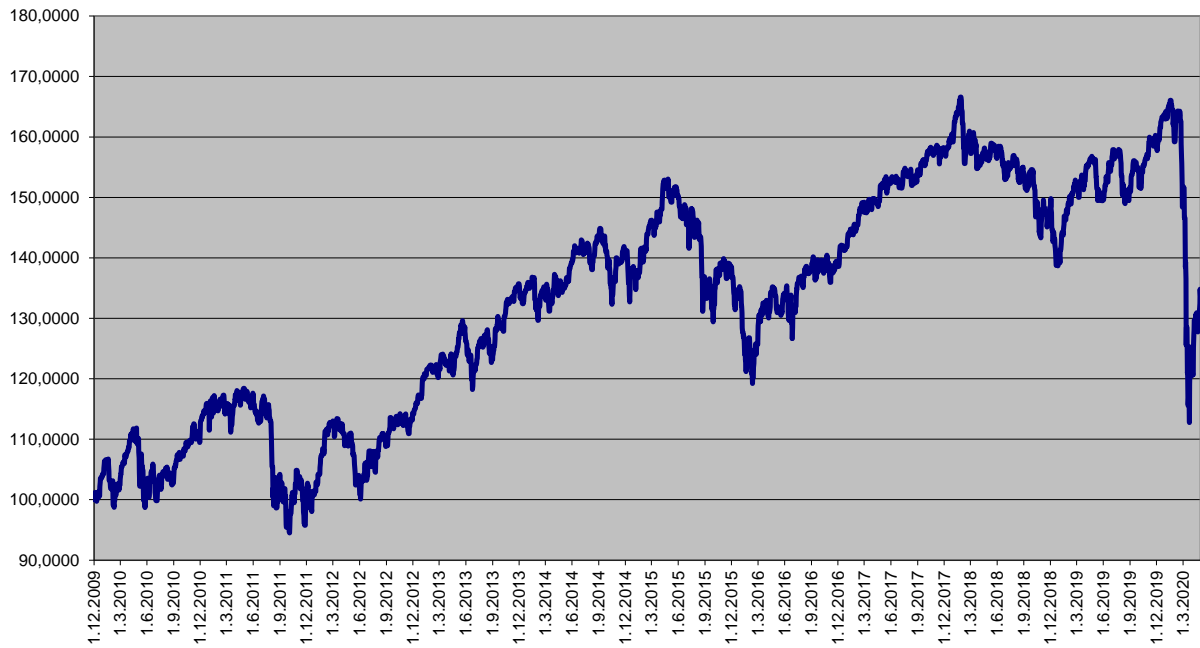
Finanční fond MEAG EuroBalance



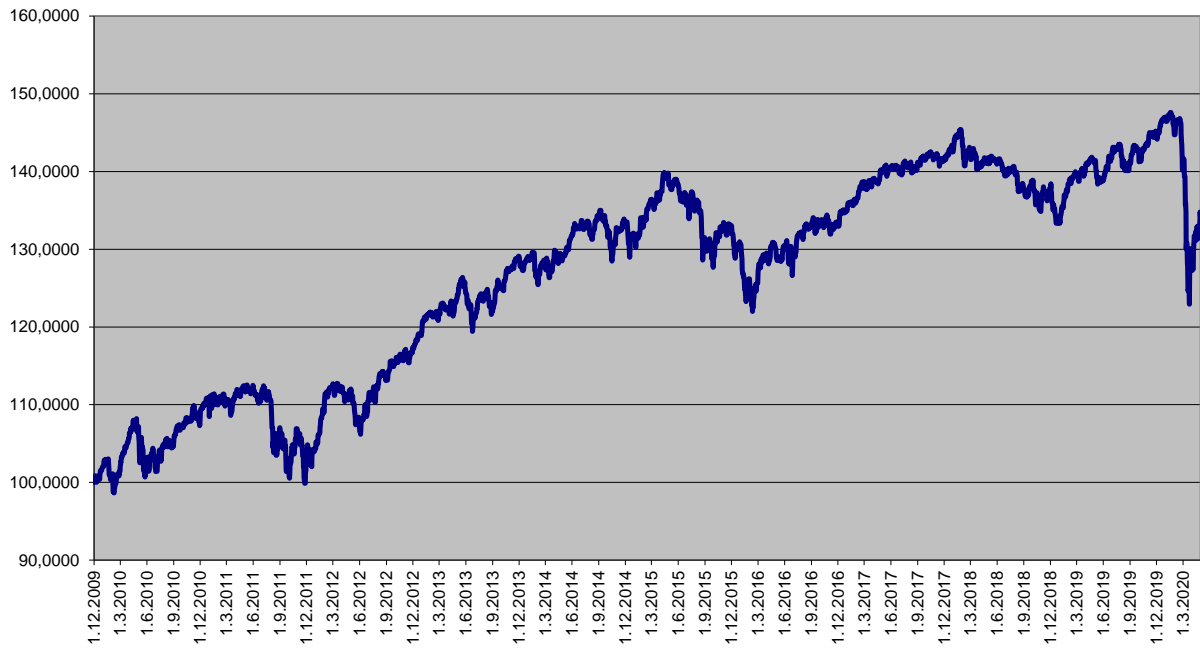
Finanční fond MEAG EuroRent



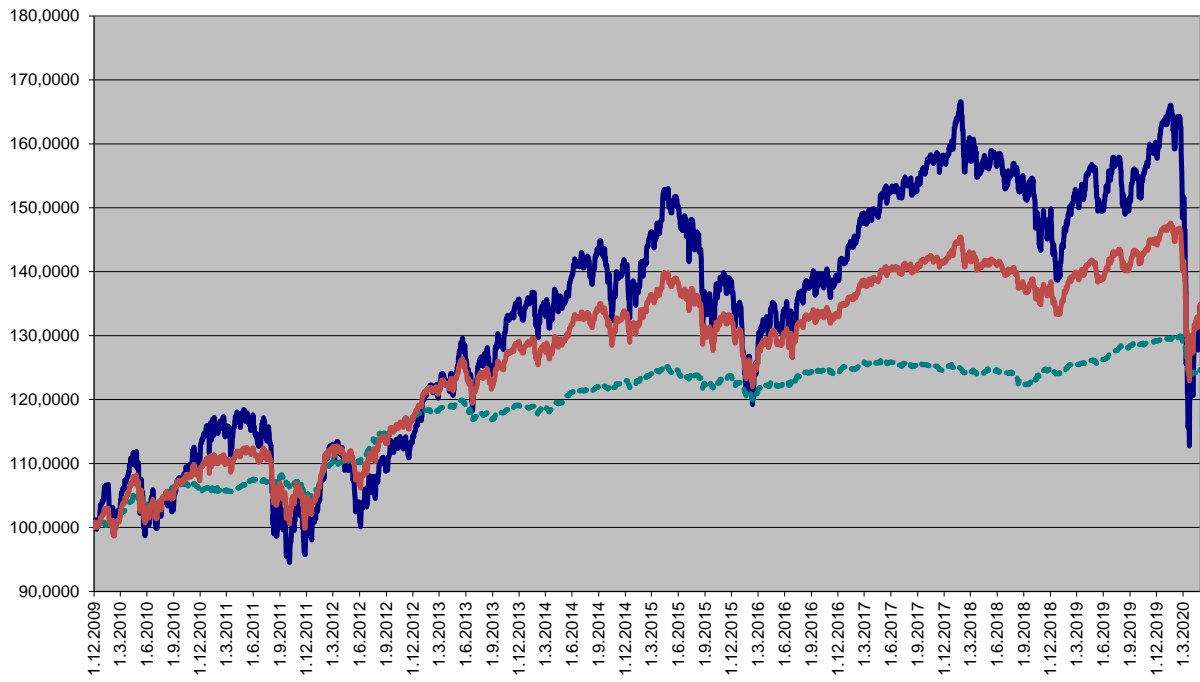
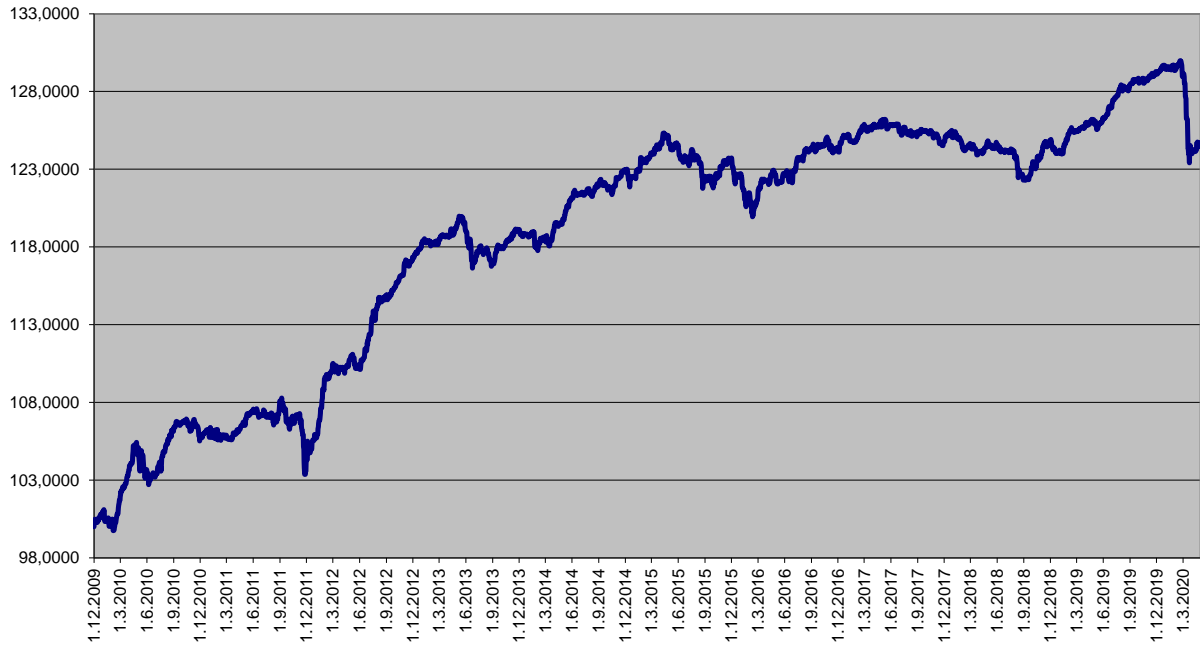
Dynamická strategie



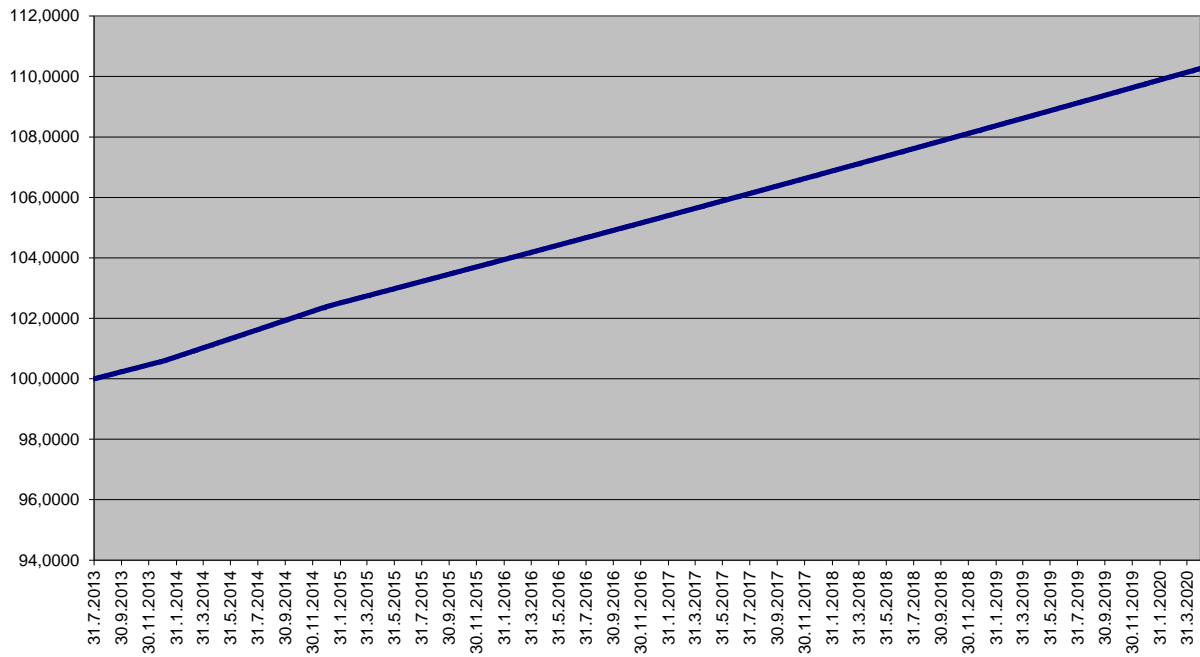
Vyvážená strategie



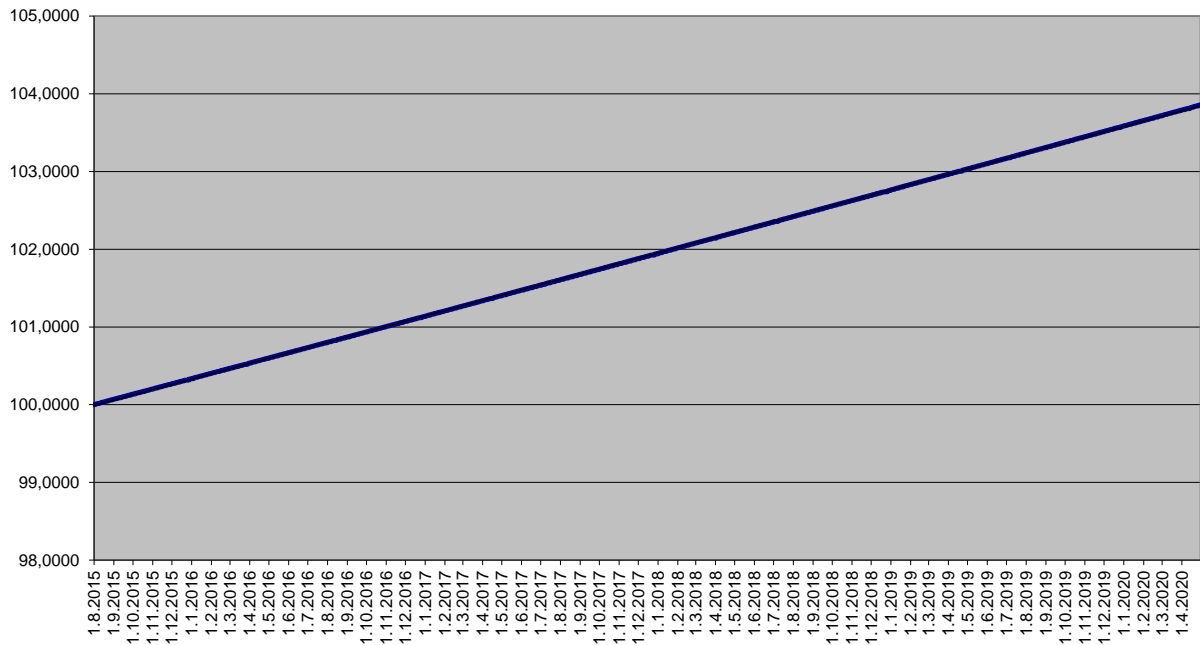
Konzervativní strategie



Garantovaný fond



Garantovaný fond 2015



Garantovaný fond 2016

