

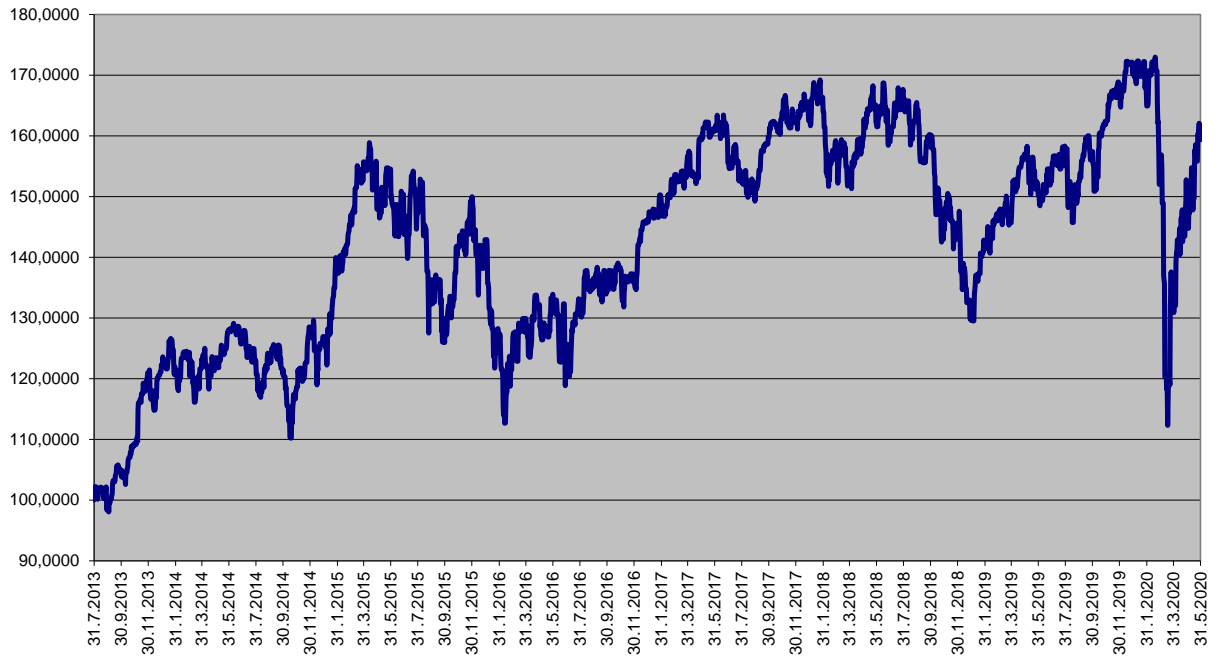
Ceny podílových jednotek  
Investiční životní pojištění

Datum	MEAG EuroBalance	Fond MEAG EuroRent	MEAG Proinvest	Dynamická (Conseq)	Strategie Vyvážená (Conseq)	Konzervativní (Conseq)
29.5.2020	139,0954	120,6837	159,3228	137,6487	137,2123	126,3200
28.5.2020	140,1791	120,9350	162,0662	138,0223	137,4937	126,4941
27.5.2020	139,6641	120,8548	160,4187	137,6467	137,3372	126,5189
26.5.2020	140,9809	120,6282	160,3074	136,7384	136,7612	126,3162
25.5.2020	142,2827	121,5815	160,3050	134,9941	135,8741	126,1399
22.5.2020	141,5543	121,2124	155,8201	133,9479	135,2118	125,9296
21.5.2020	141,3467	120,9169	157,3033	134,6901	135,5740	125,8849
20.5.2020	142,4633	121,8722	158,5460	135,3075	136,0883	126,0887
19.5.2020	141,8834	121,9783	156,8982	134,3044	135,5571	125,9428
18.5.2020	142,7661	122,3496	157,5928	134,6375	135,8123	126,0790
15.5.2020	142,1364	122,4221	149,6760	131,5681	134,0768	125,7553
14.5.2020	141,9544	122,3333	147,7622	131,1871	133,8181	125,6788
13.5.2020	141,2875	121,7833	150,0578	132,1125	134,1637	125,5627
12.5.2020	140,8421	121,6277	153,7132	133,6463	134,8420	125,3914
11.5.2020	142,3727	122,4040	154,7528	134,1425	135,1826	125,5115
8.5.2020	138,9635	120,4475	151,0186	132,5044	133,8407	125,0052
7.5.2020	138,9635	120,4475	151,0186	132,5044	133,8407	125,0052
6.5.2020	137,2950	119,6194	147,2344	131,3130	132,9832	124,6883
5.5.2020	136,4456	119,9344	147,8935	131,5263	133,0588	124,5934
4.5.2020	136,4298	120,5344	144,7457	130,5523	132,5182	124,3095
1.5.2020	137,1052	120,6210	149,5225	133,6407	134,1356	124,5731
30.4.2020	137,1052	120,6210	149,5225	133,6407	134,1356	124,5731
31.3.2020	130,7366	119,3723	135,0752	123,5891	128,8503	124,0940
28.2.2020	128,1386	117,1059	151,9941	148,4079	140,1762	128,9553
31.1.2020	131,9432	116,1285	164,9080	159,2110	144,7315	129,3551
31.12.2019	133,4263	115,2331	170,0926	162,9799	146,4867	129,4348
29.11.2019	132,3957	116,0816	168,4510	159,4856	144,8681	129,2294
31.10.2019	131,5911	116,3938	162,4185	156,3934	143,3157	128,6866
30.9.2019	130,1603	118,6518	157,1547	154,9130	142,9067	128,8580
30.8.2019	128,6129	119,7920	152,4157	151,5712	141,2409	128,4041
31.7.2019	129,5746	117,0033	155,0384	156,2797	143,0452	128,2501
28.6.2019	128,7802	114,8349	152,4691	155,3980	141,7658	126,9640
31.5.2019	128,2687	114,6921	150,2692	149,5616	138,8741	126,2206
30.4.2019	131,5608	113,6234	157,0049	155,9685	141,1991	125,9184
29.3.2019	129,7105	113,8701	145,6625	152,7571	139,9505	125,7373
28.2.2019	127,5271	111,8023	145,9913	151,7495	139,4861	125,4025
31.1.2019	125,7359	111,9421	142,0498	148,8971	138,3833	125,2587
31.12.2018	121,6517	111,2690	129,5847	139,9322	133,8027	124,0372
30.11.2018	128,0769	111,8509	145,6248	148,4310	137,8577	124,8312
31.10.2018	127,2957	111,7000	144,8315	145,7144	135,9558	123,9823
27.9.2018	134,3540	110,9282	160,1965	154,6133	138,7650	123,1159
31.8.2018	134,7244	111,0889	164,2544	153,9840	137,8385	122,3698
31.7.2018	134,6426	110,8765	166,2960	156,1346	140,0359	123,7652
29.6.2018	134,3838	112,4697	159,0005	153,8919	139,8107	124,2340

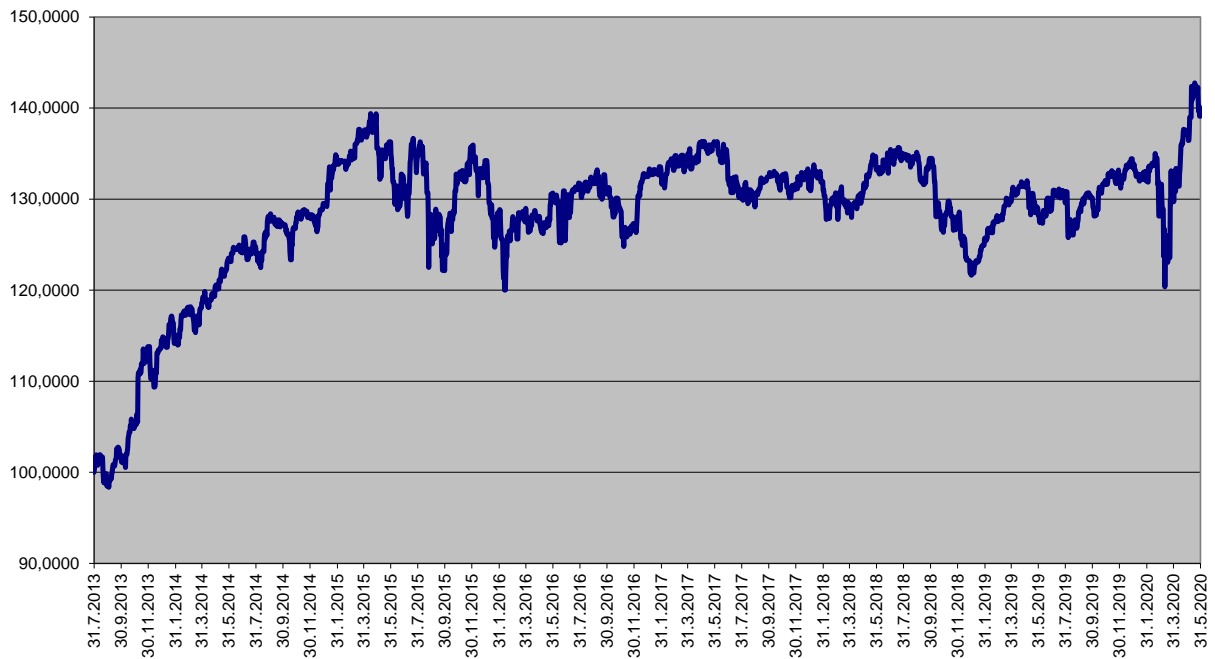
Ceny podílových jednotek  
**Investiční životní pojištění**

Datum	Garantovaný	Garantovaný 2015	Garantovaný 2016
29.5.2020	110,3896	103,9228	103,1805
28.5.2020	110,3854	103,9206	103,1780
27.5.2020	110,3812	103,9183	103,1755
26.5.2020	110,3770	103,9160	103,1730
25.5.2020	110,3728	103,9138	103,1704
22.5.2020	110,3602	103,9070	103,1629
21.5.2020	110,3560	103,9047	103,1603
20.5.2020	110,3518	103,9025	103,1578
19.5.2020	110,3476	103,9002	103,1553
18.5.2020	110,3434	103,8979	103,1528
15.5.2020	110,3309	103,8911	103,1452
14.5.2020	110,3267	103,8889	103,1427
13.5.2020	110,3225	103,8866	103,1401
12.5.2020	110,3183	103,8844	103,1376
11.5.2020	110,3141	103,8821	103,1351
8.5.2020	110,2973	103,8731	103,1250
7.5.2020	110,2973	103,8731	103,1250
6.5.2020	110,2932	103,8708	103,1225
5.5.2020	110,2890	103,8685	103,1199
4.5.2020	110,2848	103,8663	103,1174
1.5.2020	110,2680	103,8572	103,1073
30.4.2020	110,2680	103,8572	103,1073
31.3.2020	110,1424	103,7894	103,0316
28.2.2020	110,0086	103,7171	102,9509
31.1.2020	109,8917	103,6539	102,8804
31.12.2019	109,7624	103,5840	102,8024
29.11.2019	109,6287	103,5117	102,7216
31.10.2019	109,5076	103,4462	102,6485
30.9.2019	109,3784	103,3762	102,5705
30.8.2019	109,2493	103,3062	102,4924
31.7.2019	109,1246	103,2386	102,4170
28.6.2019	108,9875	103,1643	102,3341
31.5.2019	108,8713	103,1012	102,2637
30.4.2019	108,7428	103,0315	102,1860
29.3.2019	108,6104	102,9595	102,1057
28.2.2019	108,4904	102,8943	102,0331
31.1.2019	108,3748	102,8315	101,9630
31.12.2018	108,2469	102,7619	101,8854
30.11.2018	108,1192	102,6924	101,8079
31.10.2018	107,9957	102,6252	101,7329
27.9.2018	107,8559	102,5490	101,6481
31.8.2018	107,7451	102,4886	101,5807
31.7.2018	107,6179	102,4192	101,5035
29.6.2018	107,4868	102,3477	101,4238

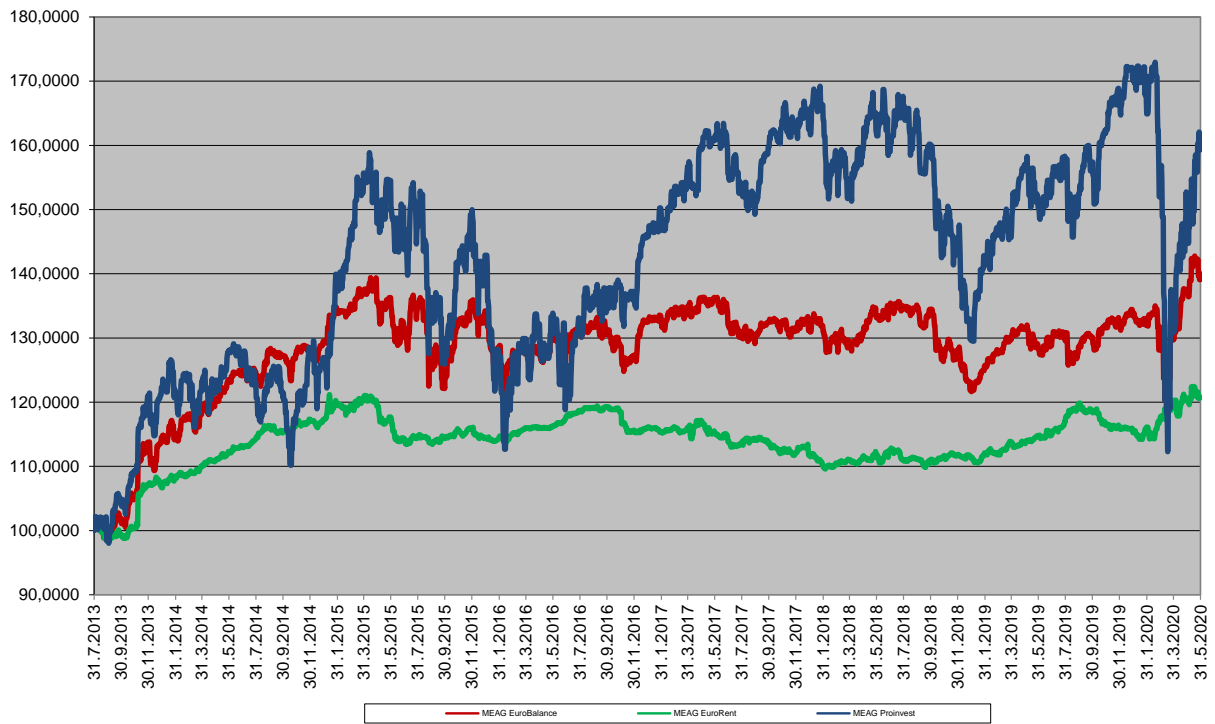
**Finanční fond MEAG ProInvest**



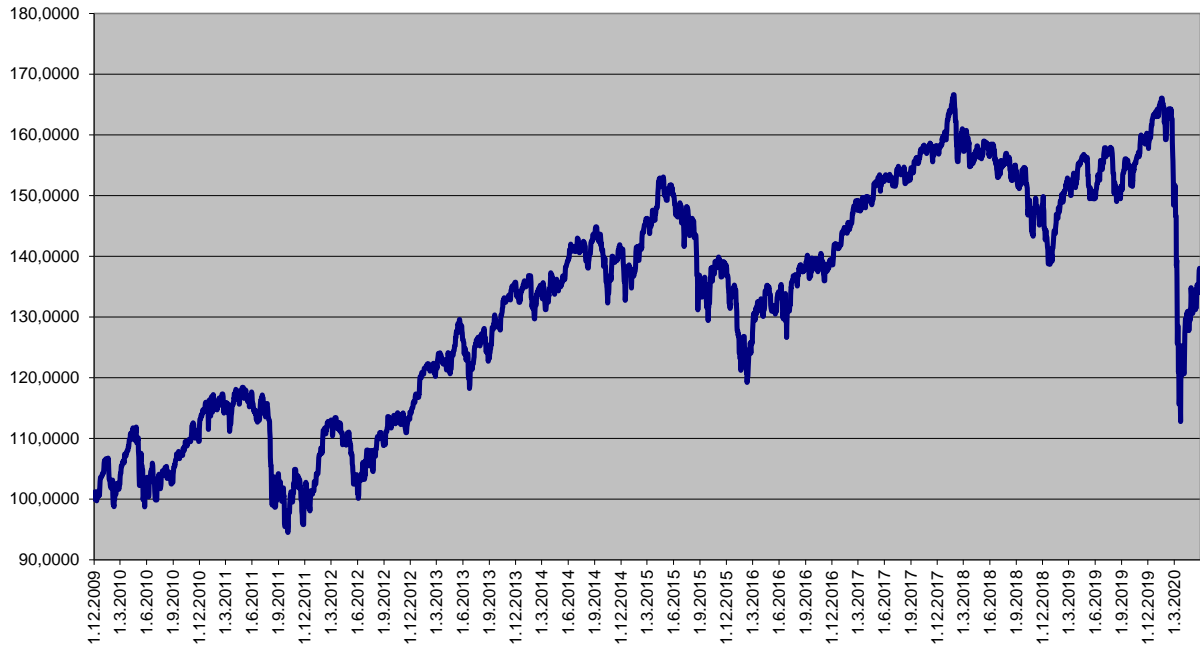
**Finanční fond MEAG EuroBalance**



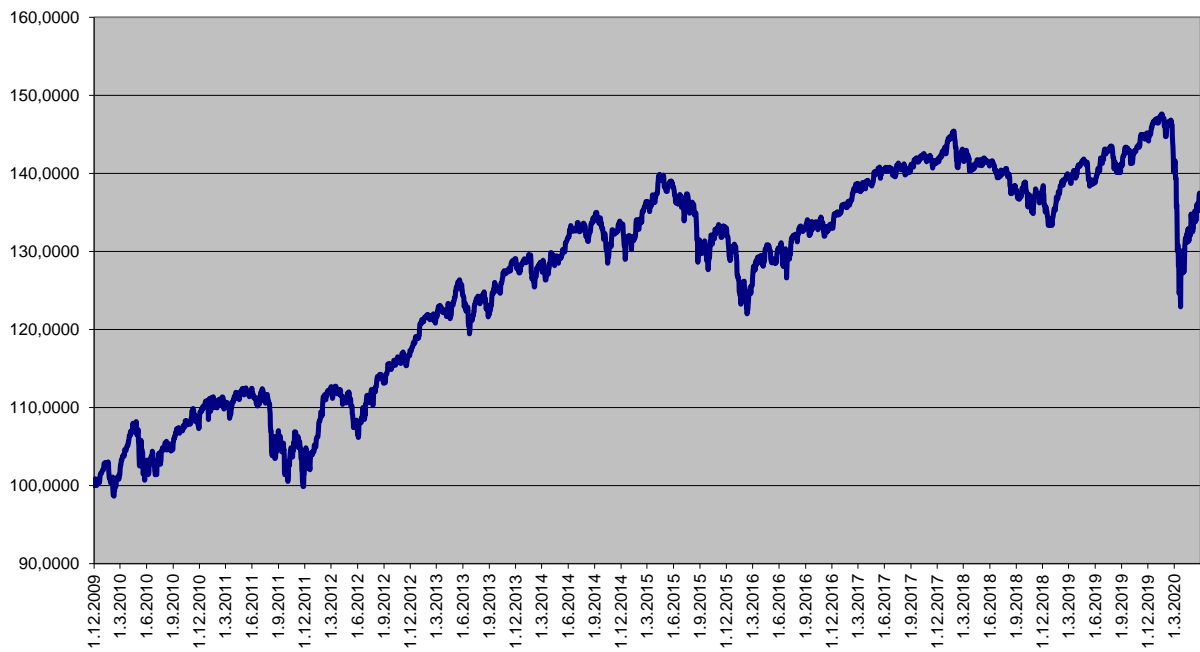
### Finanční fond MEAG EuroRent



### Dynamická strategie

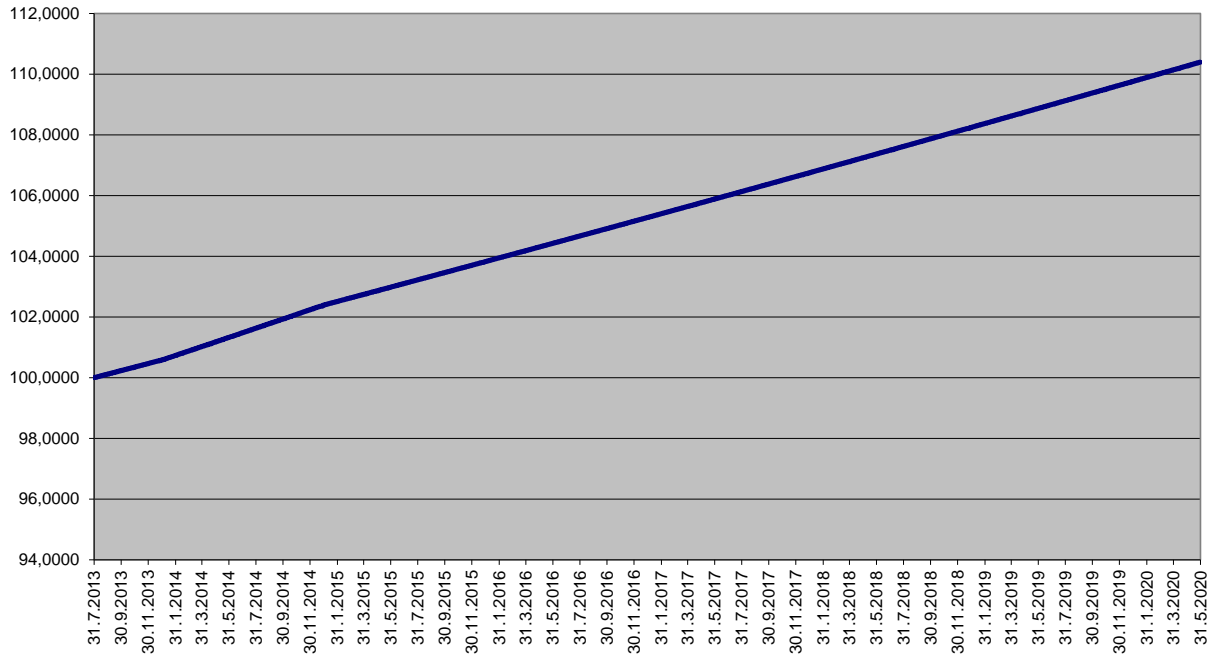


### Vyvážená strategie

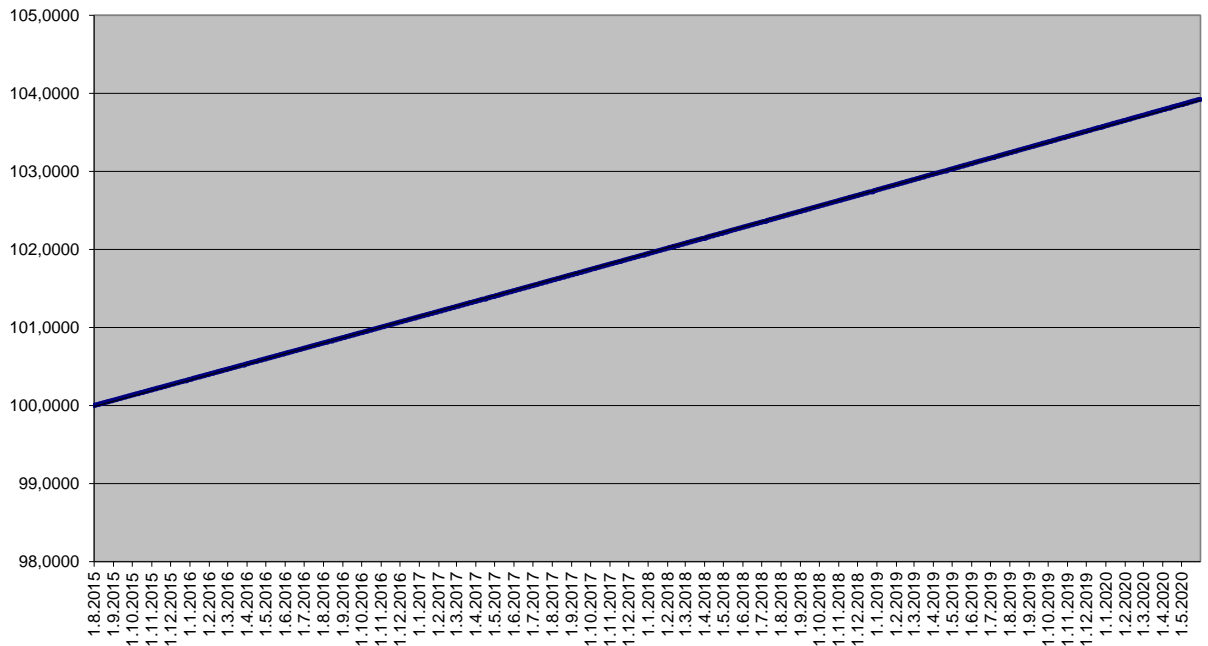




### Garantovaný fond



### Garantovaný fond 2015



### Garantovaný fond 2016

