

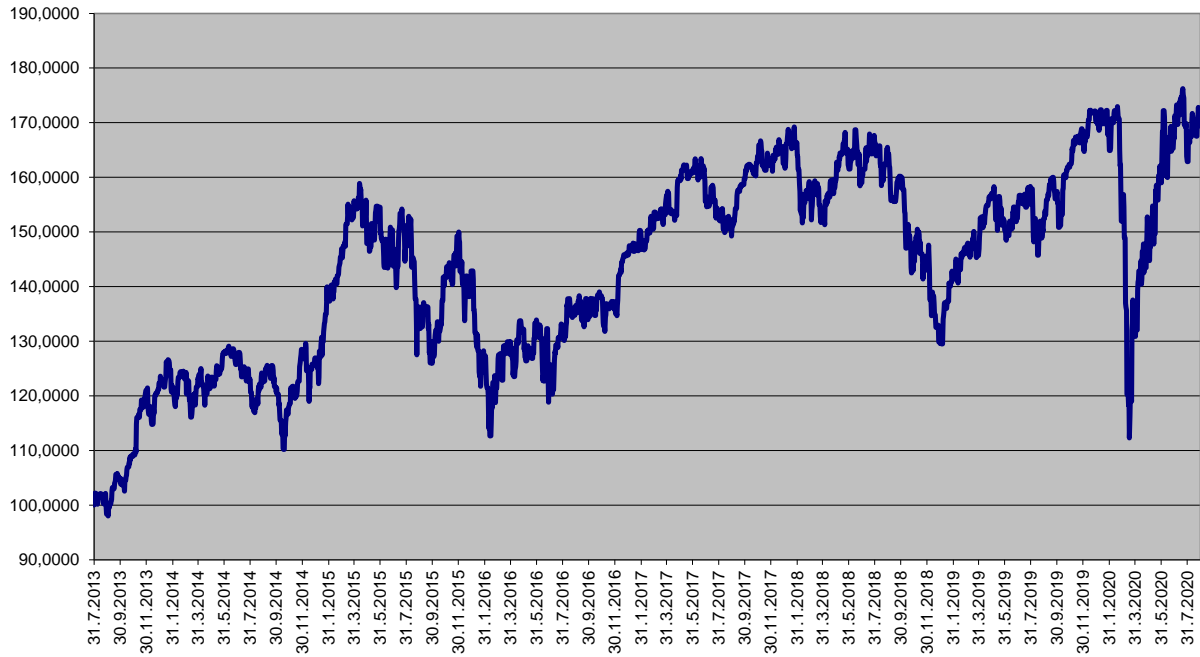
Ceny podílových jednotek
Investiční životní pojištění

Datum	MEAG EuroBalance	Fond MEAG EuroRent	MEAG Proinvest	Dynamická (Conseq)	Strategie Vyvážená (Conseq)	Konzervativní (Conseq)
31.8.2020	139,1588	120,0515	169,4177	148,9464	144,0753	128,4978
28.8.2020	138,6237	120,0441	170,1784	149,8106	144,4132	128,4825
27.8.2020	139,2230	120,3263	171,5815	149,7844	144,4851	128,6427
26.8.2020	139,4243	120,3576	172,8081	149,7414	144,4474	128,6393
25.8.2020	137,8970	119,7925	170,4446	149,2195	144,0587	128,4581
24.8.2020	138,1933	120,0760	170,6736	148,7690	143,7595	128,3125
21.8.2020	138,3688	120,0530	167,5387	147,3924	143,0651	128,2401
20.8.2020	137,7569	119,9762	167,8485	147,0531	142,8883	128,1500
19.8.2020	138,1993	120,1144	170,1624	148,1066	143,4192	128,1689
18.8.2020	138,4822	120,1297	169,3122	148,2993	143,5390	128,2175
17.8.2020	138,0785	120,0377	170,4733	148,4286	143,5964	128,2602
14.8.2020	137,3649	119,7696	169,4322	148,1749	143,4241	128,2144
13.8.2020	137,6958	119,7388	171,1615	148,4468	143,5695	128,2367
12.8.2020	137,7695	119,9229	171,6968	148,6439	143,6358	128,2721
11.8.2020	137,5247	120,1833	170,6267	147,9786	143,3454	128,2438
10.8.2020	138,2909	120,5132	167,4302	147,0444	142,9308	128,2264
7.8.2020	138,9198	120,7962	168,1586	146,7869	142,8453	128,1475
6.8.2020	138,8013	120,5054	166,3391	146,9513	142,8316	128,0537
5.8.2020	138,1175	119,7698	167,0721	146,9588	142,6608	127,8381
4.8.2020	138,9834	120,5589	166,8466	146,2234	142,3743	127,8831
3.8.2020	139,4115	120,7484	168,2469	145,4200	142,0612	127,9239
31.7.2020	137,6045	120,1600	162,8729	144,3895	141,4587	127,7209
30.6.2020	139,7981	121,3806	167,3824	142,1708	140,4209	127,9283
29.5.2020	139,0954	120,6837	159,3228	137,6487	137,2123	126,3200
30.4.2020	137,1052	120,6210	149,5225	133,6407	134,1356	124,5731
31.3.2020	130,7366	119,3723	135,0752	123,5891	128,8503	124,0940
28.2.2020	128,1386	117,1059	151,9941	148,4079	140,1762	128,9553
31.1.2020	131,9432	116,1285	164,9080	159,2110	144,7315	129,3551
31.12.2019	133,4263	115,2331	170,0926	162,9799	146,4867	129,4348
29.11.2019	132,3957	116,0816	168,4510	159,4856	144,8681	129,2294
31.10.2019	131,5911	116,3938	162,4185	156,3934	143,3157	128,6866
30.9.2019	130,1603	118,6518	157,1547	154,9130	142,9067	128,8580
30.8.2019	128,6129	119,7920	152,4157	151,5712	141,2409	128,4041
31.7.2019	129,5746	117,0033	155,0384	156,2797	143,0452	128,2501
28.6.2019	128,7802	114,8349	152,4691	155,3980	141,7658	126,9640
31.5.2019	128,2687	114,6921	150,2692	149,5616	138,8741	126,2206
30.4.2019	131,5608	113,6234	157,0049	155,9685	141,1991	125,9184
29.3.2019	129,7105	113,8701	145,6625	152,7571	139,9505	125,7373
28.2.2019	127,5271	111,8023	145,9913	151,7495	139,4861	125,4025
31.1.2019	125,7359	111,9421	142,0498	148,8971	138,3833	125,2587
31.12.2018	121,6517	111,2690	129,5847	139,9322	133,8027	124,0372
30.11.2018	128,0769	111,8509	145,6248	148,4310	137,8577	124,8312
31.10.2018	127,2957	111,7000	144,8315	145,7144	135,9558	123,9823
27.9.2018	134,3540	110,9282	160,1965	154,6133	138,7650	123,1159

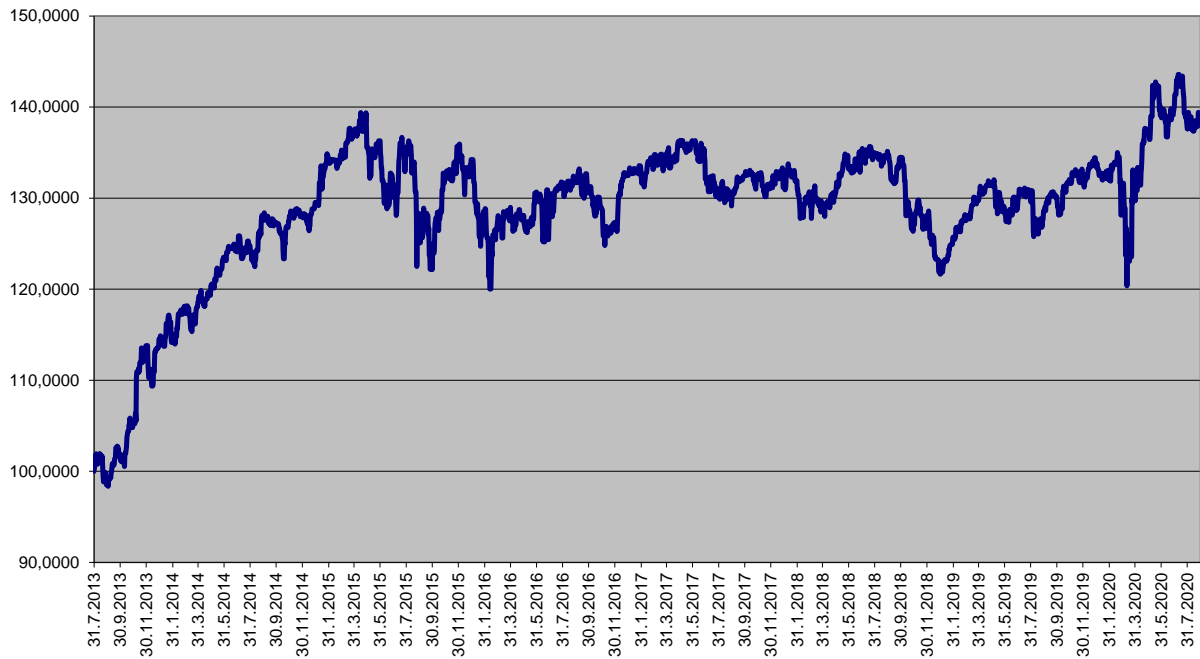
Investiční životní pojištění

Datum	Garantovaný	Garantovaný 2015	Garantovaný 2016
31.8.2020	110,7844	104,1357	103,4183
28.8.2020	110,7718	104,1289	103,4107
27.8.2020	110,7676	104,1266	103,4081
26.8.2020	110,7634	104,1244	103,4056
25.8.2020	110,7592	104,1221	103,4031
24.8.2020	110,7550	104,1198	103,4005
21.8.2020	110,7424	104,1130	103,3929
20.8.2020	110,7381	104,1108	103,3904
19.8.2020	110,7339	104,1085	103,3879
18.8.2020	110,7297	104,1062	103,3853
17.8.2020	110,7255	104,1040	103,3828
14.8.2020	110,7129	104,0972	103,3752
13.8.2020	110,7087	104,0949	103,3727
12.8.2020	110,7045	104,0926	103,3702
11.8.2020	110,7003	104,0904	103,3676
10.8.2020	110,6961	104,0881	103,3651
7.8.2020	110,6835	104,0813	103,3575
6.8.2020	110,6793	104,0790	103,3550
5.8.2020	110,6751	104,0768	103,3524
4.8.2020	110,6709	104,0745	103,3499
3.8.2020	110,6667	104,0722	103,3474
31.7.2020	110,6540	104,0655	103,3398
30.6.2020	110,5238	103,9952	103,2614
29.5.2020	110,3896	103,9228	103,1805
30.4.2020	110,2680	103,8572	103,1073
31.3.2020	110,1424	103,7894	103,0316
28.2.2020	110,0086	103,7171	102,9509
31.1.2020	109,8917	103,6539	102,8804
31.12.2019	109,7624	103,5840	102,8024
29.11.2019	109,6287	103,5117	102,7216
31.10.2019	109,5076	103,4462	102,6485
30.9.2019	109,3784	103,3762	102,5705
30.8.2019	109,2493	103,3062	102,4924
31.7.2019	109,1246	103,2386	102,4170
28.6.2019	108,9875	103,1643	102,3341
31.5.2019	108,8713	103,1012	102,2637
30.4.2019	108,7428	103,0315	102,1860
29.3.2019	108,6104	102,9595	102,1057
28.2.2019	108,4904	102,8943	102,0331
31.1.2019	108,3748	102,8315	101,9630
31.12.2018	108,2469	102,7619	101,8854
30.11.2018	108,1192	102,6924	101,8079
31.10.2018	107,9957	102,6252	101,7329
27.9.2018	107,8559	102,5490	101,6481

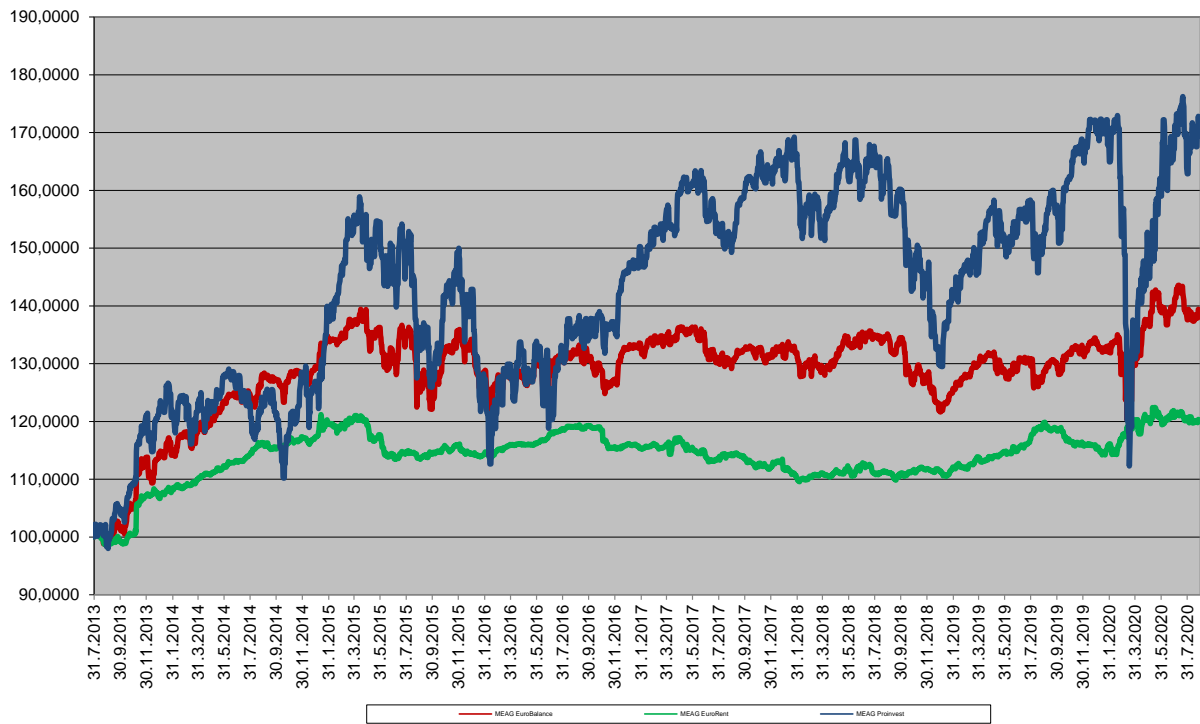
Finanční fond MEAG ProInvest



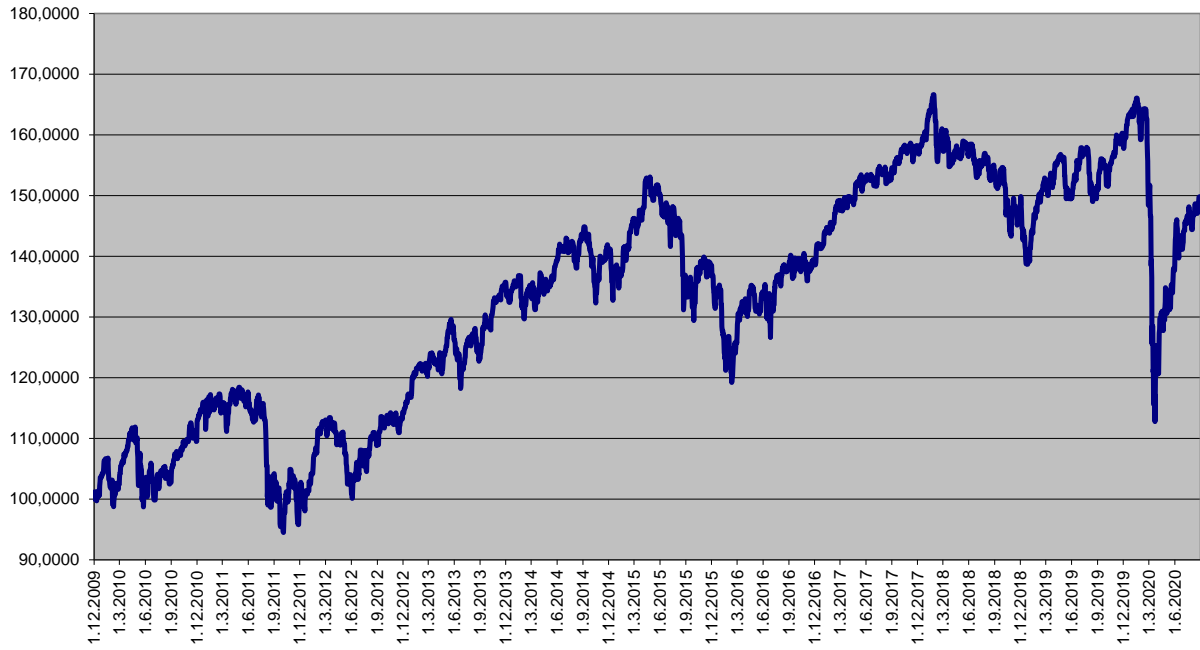
Finanční fond MEAG EuroBalance



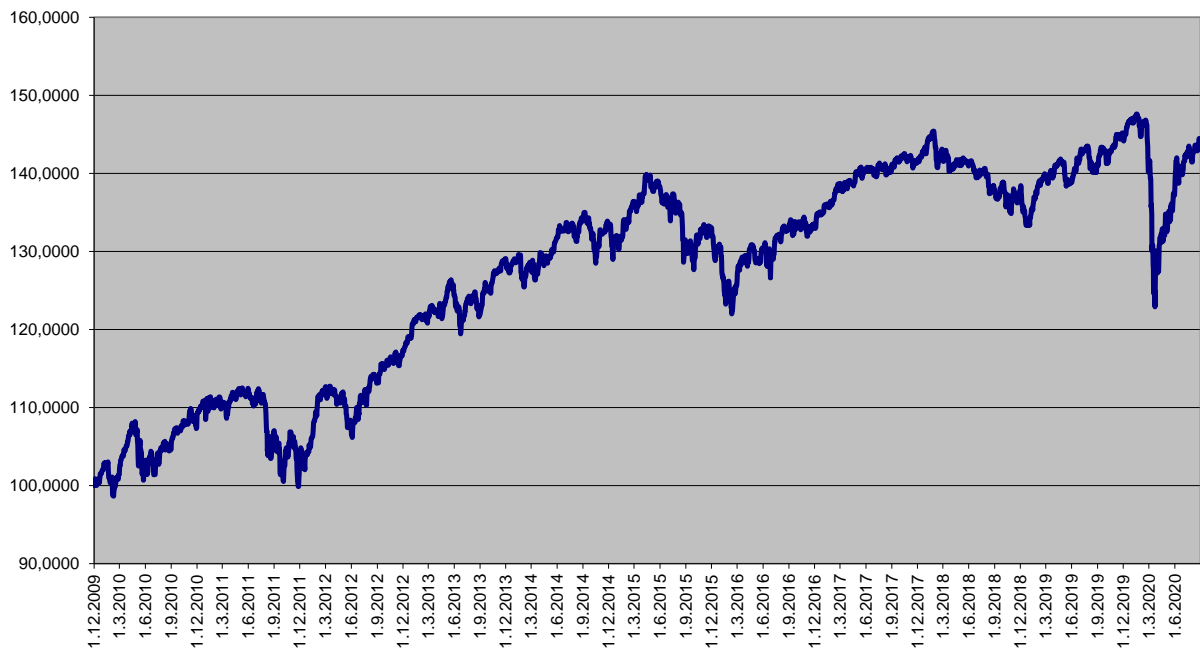
Finanční fond MEAG EuroRent



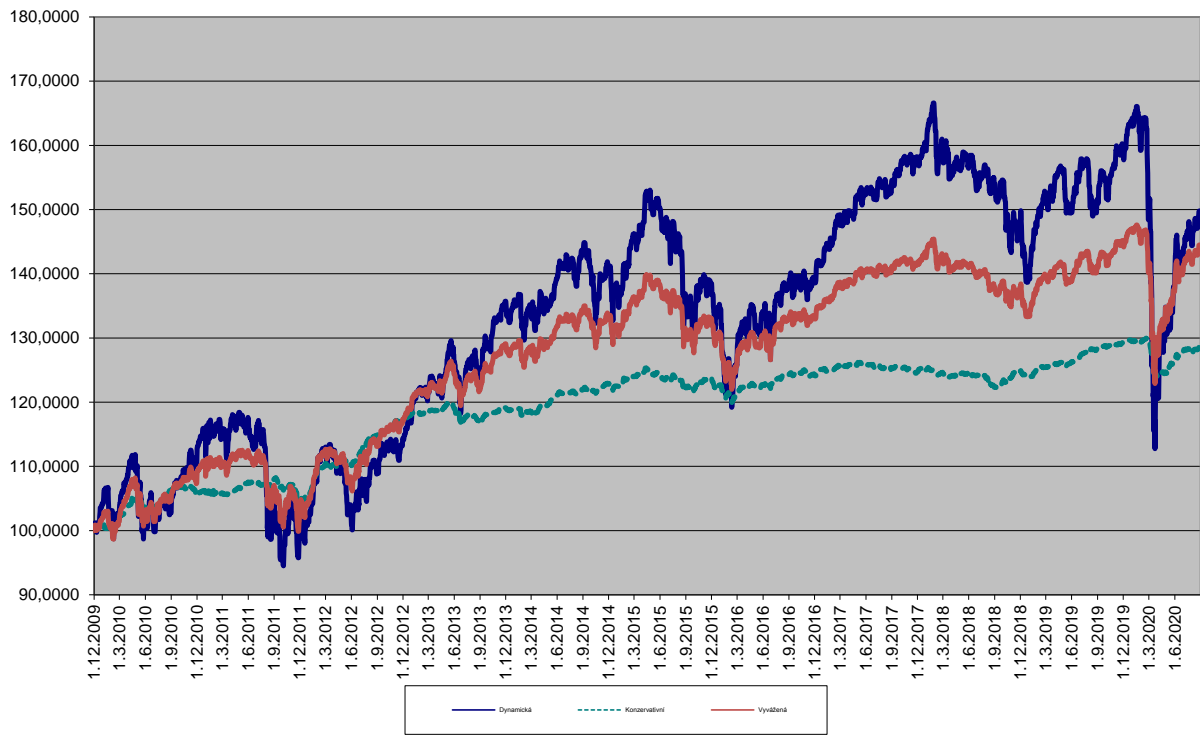
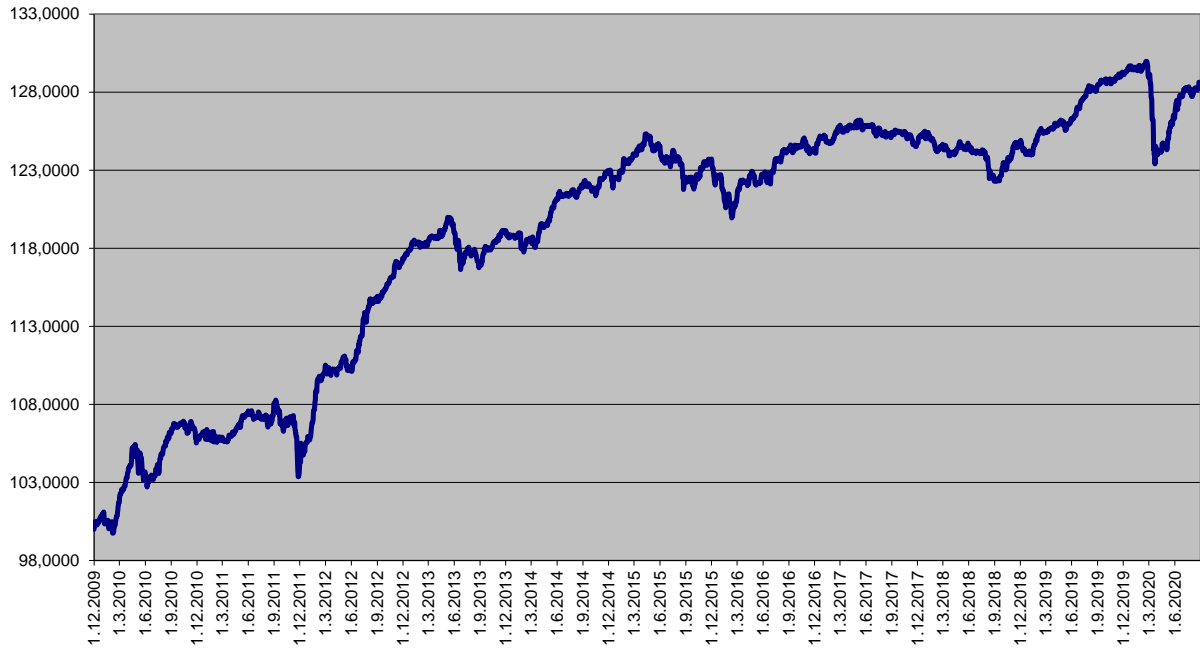
Dynamická strategie



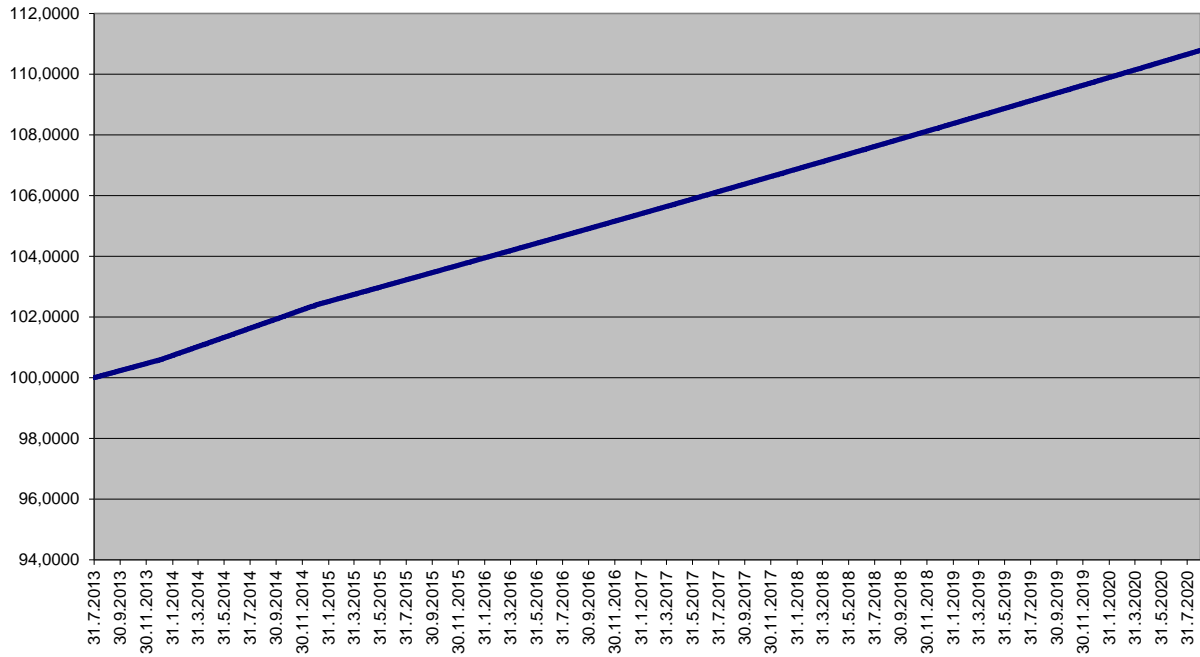
Vyvážená strategie



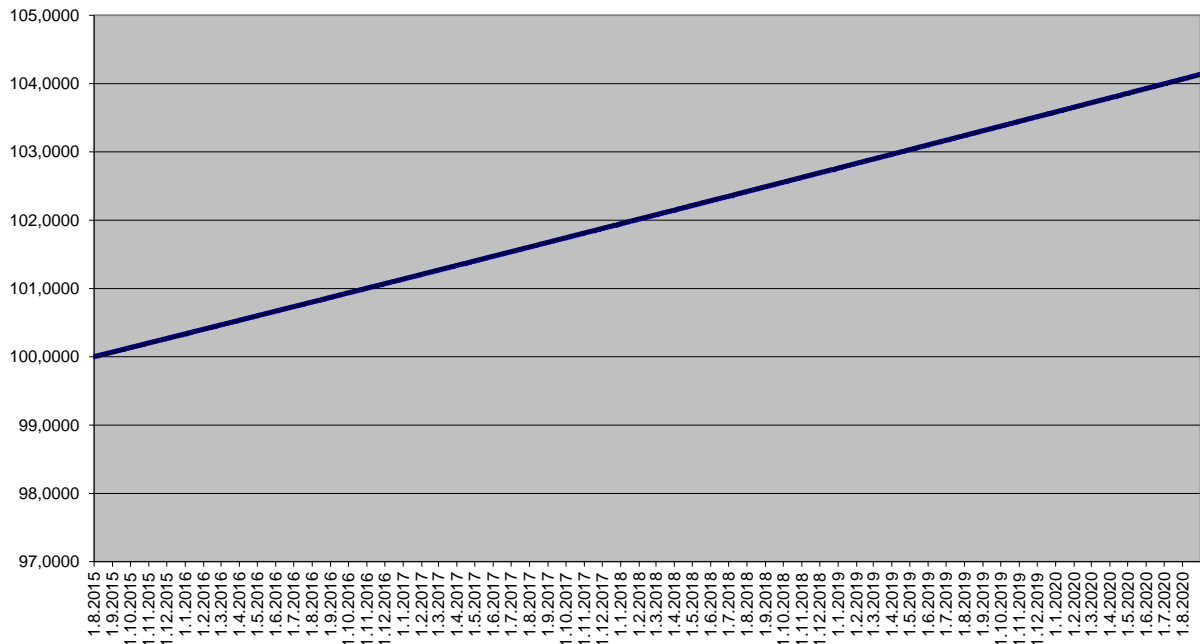
Konzervativní strategie



Garantovaný fond



Garantovaný fond 2015



Garantovaný fond 2016

