

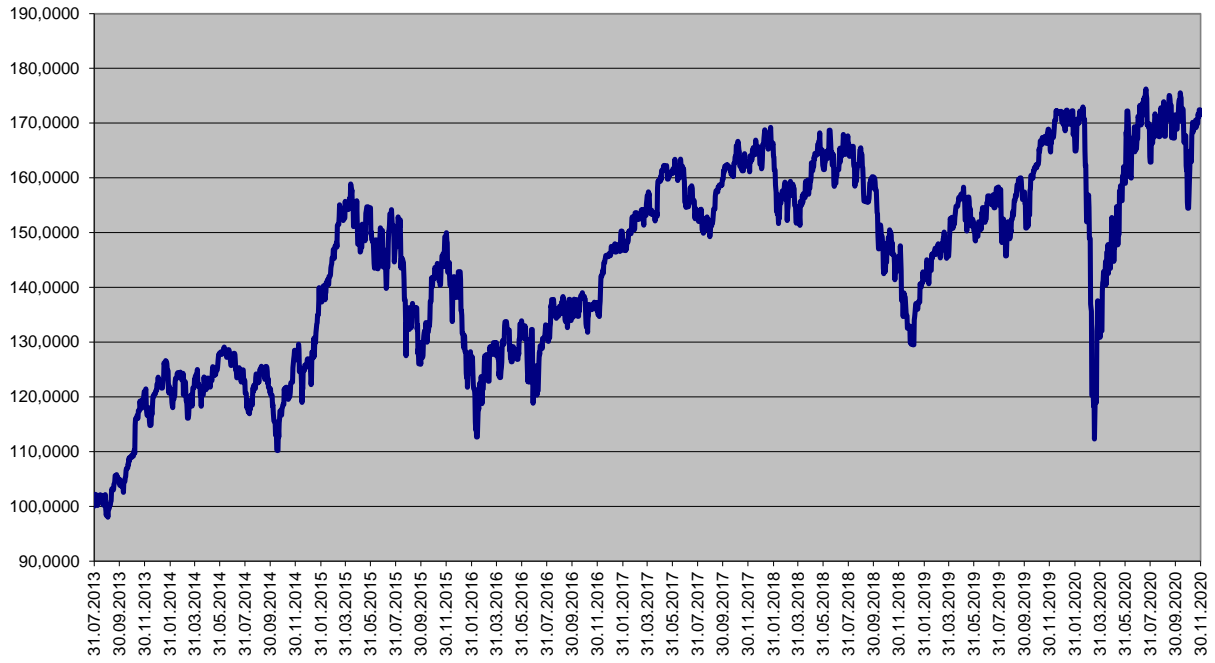
Ceny podílových jednotek  
Investiční životní pojištění

Datum	MEAG EuroBalance	Fond MEAG EuroRent	MEAG Proinvest	Dynamická (Conseq)	Strategie Vyvážená (Conseq)	Konzervativní (Conseq)
30.11.2020	142,3996	122,4190	171,5410	159,1027	149,0504	129,5297
27.11.2020	143,5273	122,6747	172,4336	160,6532	149,7536	129,6762
26.11.2020	142,8343	122,2770	171,1253	160,1604	149,4401	129,5944
25.11.2020	143,0276	122,4257	171,2760	159,9539	149,3931	129,6349
24.11.2020	143,7717	122,7848	171,6649	160,5112	149,7106	129,7207
23.11.2020	143,1013	122,9566	169,8921	158,9871	149,0094	129,5551
20.11.2020	143,2407	123,1588	170,0063	158,2378	148,7182	129,5813
19.11.2020	142,9666	122,9816	169,1650	157,7335	148,4935	129,5621
18.11.2020	143,2091	123,0908	170,5430	158,0741	148,6965	129,6294
16.11.2020	143,1420	122,7803	169,1661	157,7253	148,4651	129,5605
13.11.2020	142,7931	123,2385	168,9302	155,8975	147,6782	129,4264
12.11.2020	142,2294	123,1220	168,3213	155,3259	147,4524	129,4386
11.11.2020	142,3523	122,8350	170,1317	155,9661	147,7574	129,5312
10.11.2020	141,1254	122,6149	168,8348	155,2514	147,3349	129,3260
09.11.2020	141,4852	122,7882	167,8587	154,8425	147,1704	129,2765
06.11.2020	143,1235	124,2090	162,9489	151,6195	145,7720	128,9965
05.11.2020	143,7389	124,7374	164,8982	151,5890	145,8690	129,1127
04.11.2020	143,0407	124,7054	161,6612	149,5471	144,9726	129,0674
03.11.2020	142,0423	125,1993	159,2381	147,9174	144,2894	128,9866
02.11.2020	142,3361	126,1760	156,6296	146,2950	143,7163	128,9821
30.10.2020	141,7521	126,7341	154,4578	144,8853	143,1900	128,8783
30.09.2020	142,6505	125,6299	171,5091	147,9257	144,5905	129,1663
31.08.2020	139,1588	120,0515	169,4177	148,9464	144,0753	128,4978
31.07.2020	137,6045	120,1600	162,8729	144,3895	141,4587	127,7209
30.06.2020	139,7981	121,3806	167,3824	142,1708	140,4209	127,9283
29.05.2020	139,0954	120,6837	159,3228	137,6487	137,2123	126,3200
30.04.2020	137,1052	120,6210	149,5225	133,6407	134,1356	124,5731
31.03.2020	130,7366	119,3723	135,0752	123,5891	128,8503	124,0940
28.02.2020	128,1386	117,1059	151,9941	148,4079	140,1762	128,9553
31.01.2020	131,9432	116,1285	164,9080	159,2110	144,7315	129,3551
31.12.2019	133,4263	115,2331	170,0926	162,9799	146,4867	129,4348
29.11.2019	132,3957	116,0816	168,4510	159,4856	144,8681	129,2294
31.10.2019	131,5911	116,3938	162,4185	156,3934	143,3157	128,6866
30.09.2019	130,1603	118,6518	157,1547	154,9130	142,9067	128,8580
30.08.2019	128,6129	119,7920	152,4157	151,5712	141,2409	128,4041
31.07.2019	129,5746	117,0033	155,0384	156,2797	143,0452	128,2501
28.06.2019	128,7802	114,8349	152,4691	155,3980	141,7658	126,9640
31.05.2019	128,2687	114,6921	150,2692	149,5616	138,8741	126,2206
30.04.2019	131,5608	113,6234	157,0049	155,9685	141,1991	125,9184
29.03.2019	129,7105	113,8701	145,6625	152,7571	139,9505	125,7373
28.02.2019	127,5271	111,8023	145,9913	151,7495	139,4861	125,4025
31.01.2019	125,7359	111,9421	142,0498	148,8971	138,3833	125,2587
31.12.2018	121,6517	111,2690	129,5847	139,9322	133,8027	124,0372

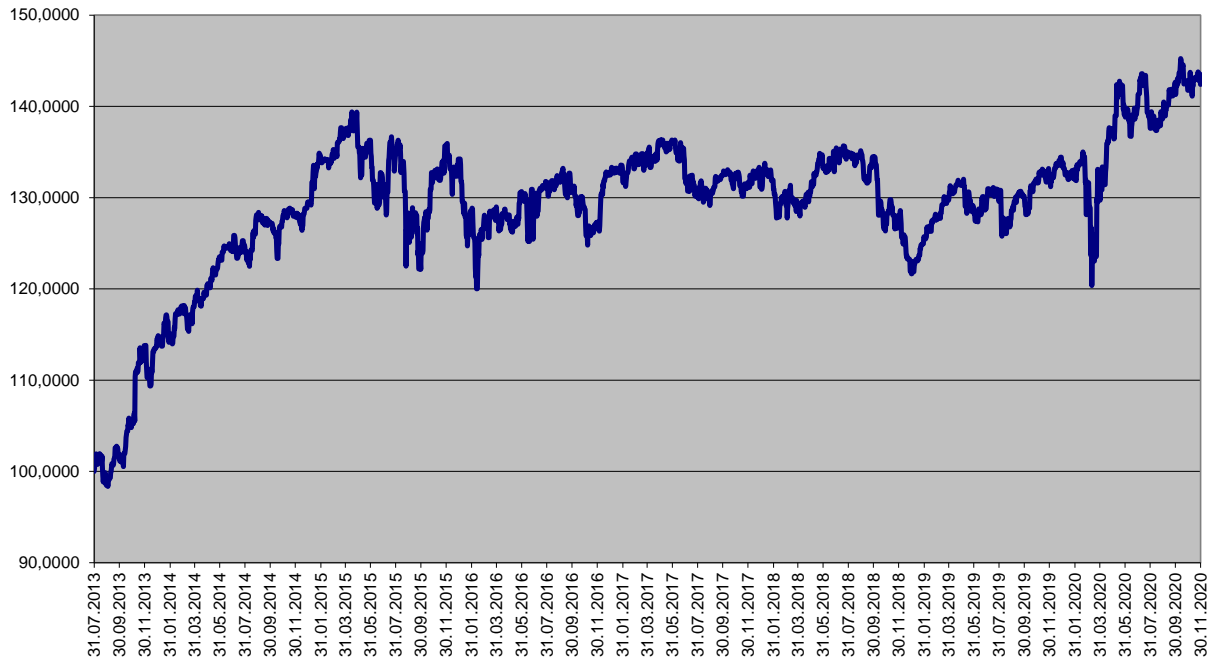
Ceny podílových jednotek  
**Investiční životní pojištění**

Datum	Garantovaný	Garantovaný 2015	Garantovaný 2016
30.11.2020	111,1680	104,3422	103,6489
27.11.2020	111,1554	104,3354	103,6413
26.11.2020	111,1512	104,3331	103,6387
25.11.2020	111,1469	104,3309	103,6362
24.11.2020	111,1427	104,3286	103,6337
23.11.2020	111,1385	104,3263	103,6311
20.11.2020	111,1258	104,3195	103,6235
19.11.2020	111,1216	104,3172	103,6210
18.11.2020	111,1174	104,3150	103,6184
16.11.2020	111,1089	104,3104	103,6134
13.11.2020	111,0963	104,3036	103,6058
12.11.2020	111,0921	104,3013	103,6032
11.11.2020	111,0878	104,2991	103,6007
10.11.2020	111,0836	104,2968	103,5982
09.11.2020	111,0794	104,2945	103,5956
06.11.2020	111,0667	104,2877	103,5880
05.11.2020	111,0625	104,2854	103,5855
04.11.2020	111,0583	104,2832	103,5829
03.11.2020	111,0541	104,2809	103,5804
02.11.2020	111,0499	104,2786	103,5779
30.10.2020	111,0372	104,2718	103,5703
30.09.2020	110,9107	104,2037	103,4942
31.08.2020	110,7844	104,1357	103,4183
31.07.2020	110,6540	104,0655	103,3398
30.06.2020	110,5238	103,9952	103,2614
29.05.2020	110,3896	103,9228	103,1805
30.04.2020	110,2680	103,8572	103,1073
31.03.2020	110,1424	103,7894	103,0316
28.02.2020	110,0086	103,7171	102,9509
31.01.2020	109,8917	103,6539	102,8804
31.12.2019	109,7624	103,5840	102,8024
29.11.2019	109,6287	103,5117	102,7216
31.10.2019	109,5076	103,4462	102,6485
30.09.2019	109,3784	103,3762	102,5705
30.08.2019	109,2493	103,3062	102,4924
31.07.2019	109,1246	103,2386	102,4170
28.06.2019	108,9875	103,1643	102,3341
31.05.2019	108,8713	103,1012	102,2637
30.04.2019	108,7428	103,0315	102,1860
29.03.2019	108,6104	102,9595	102,1057
28.02.2019	108,4904	102,8943	102,0331
31.01.2019	108,3748	102,8315	101,9630
31.12.2018	108,2469	102,7619	101,8854

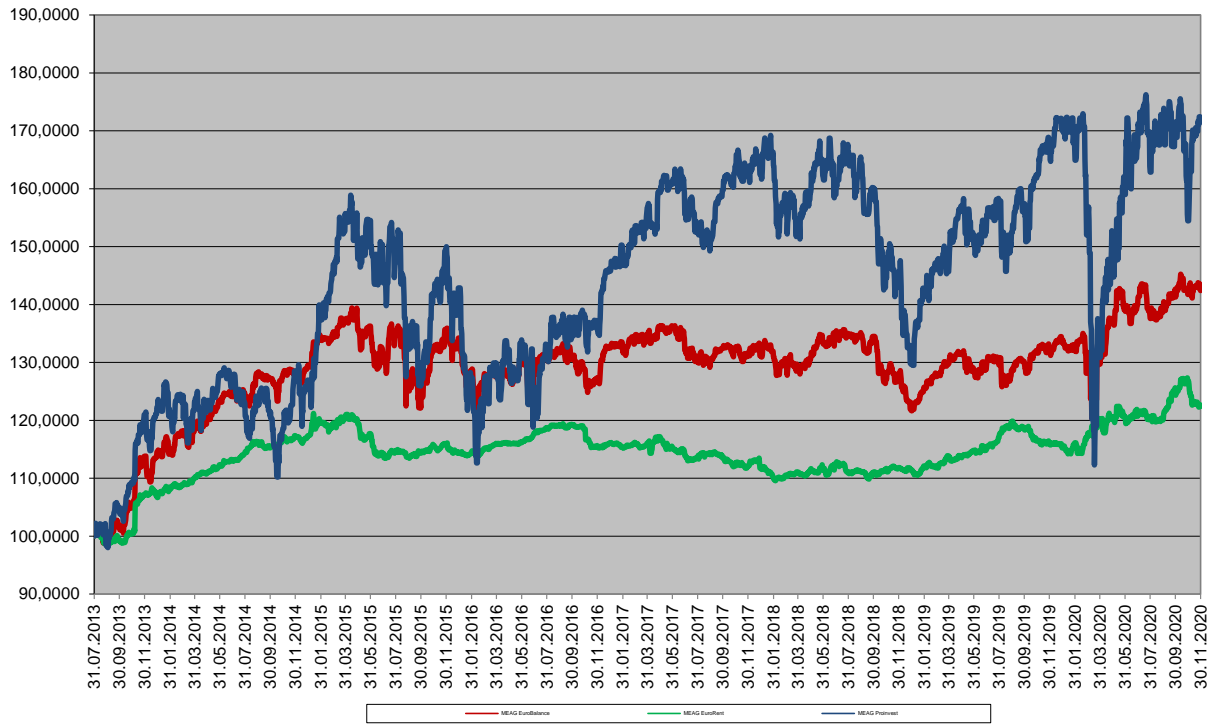
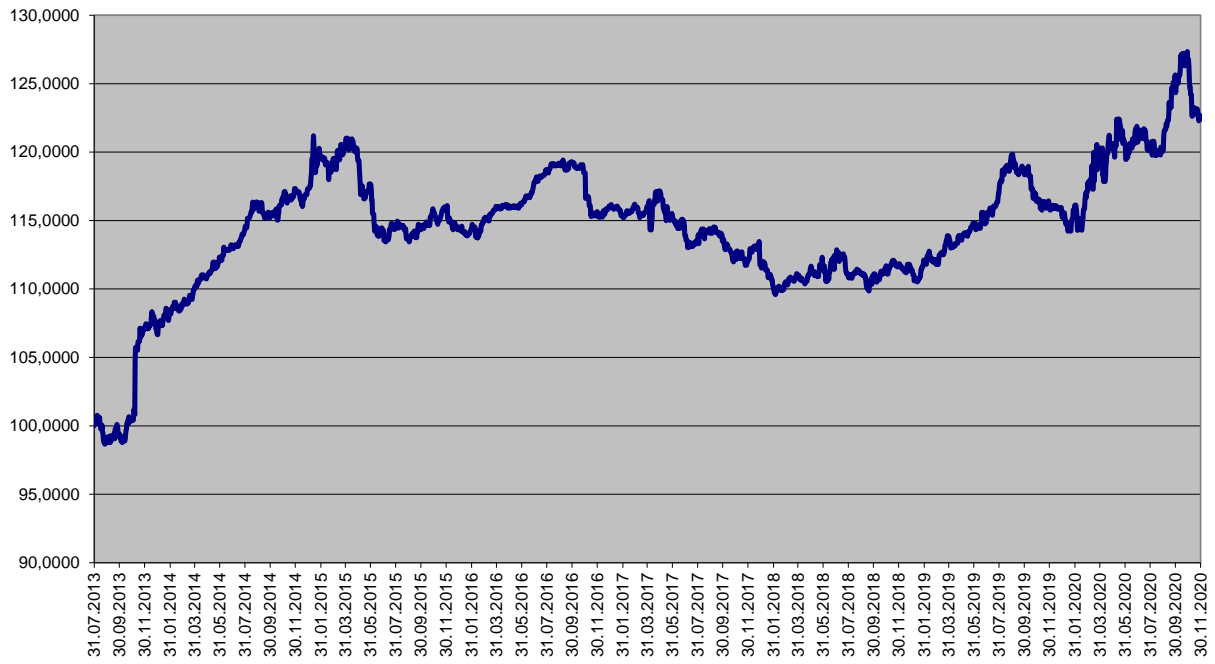
### Finanční fond MEAG ProInvest



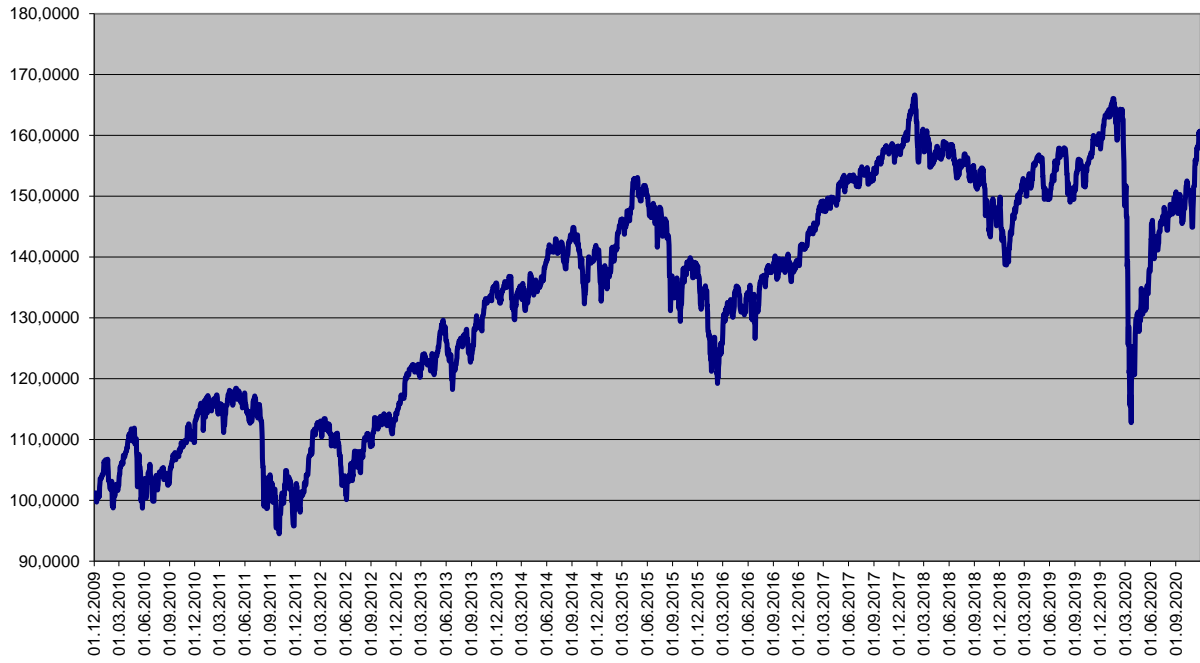
### Finanční fond MEAG EuroBalance



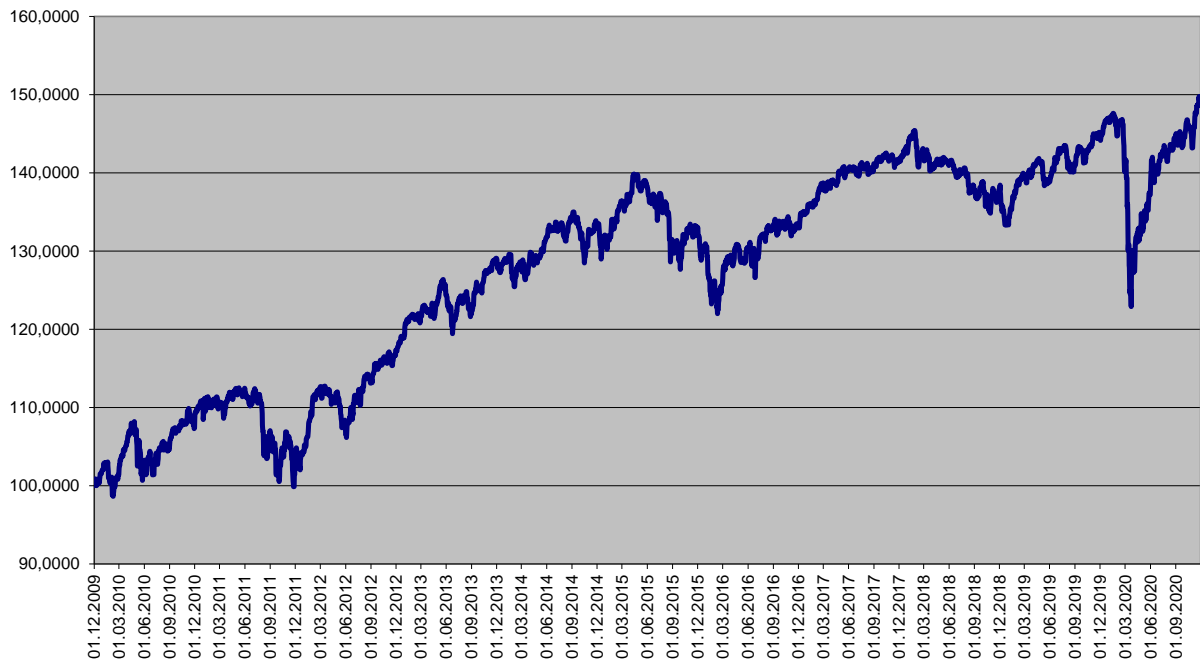
### Finanční fond MEAG EuroRent



### Dynamická strategie



### Vyvážená strategie



### Konzervativní strategie

