

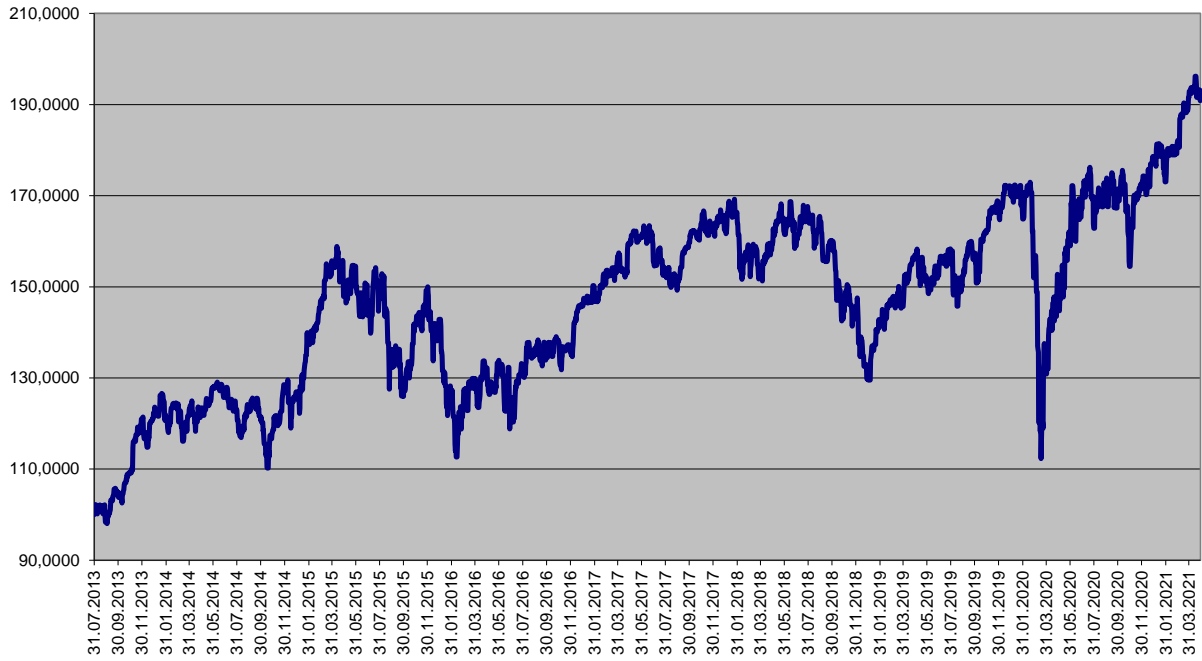
Ceny podílových jednotek
Investiční životní pojištění

Datum	MEAG EuroBalance	Fond MEAG EuroRent	MEAG Proinvest	Dynamická (Conseq)	Strategie Vyvážená (Conseq)	Konzervativní (Conseq)
30.04.2021	149,4123	118,5629	191,3880	178,2753	157,8687	131,9113
29.04.2021	149,5331	118,2044	190,8430	179,4194	158,3009	131,9449
28.04.2021	150,5741	119,1349	193,2065	179,1394	158,2527	131,9784
27.04.2021	150,2723	118,9506	193,0080	178,7810	158,0606	131,8997
26.04.2021	149,7250	118,5750	193,0983	178,7454	157,9559	131,8201
23.04.2021	149,5567	118,7968	192,6537	178,4218	157,8456	131,8096
22.04.2021	149,3431	118,9416	193,4363	177,6492	157,5711	131,8013
21.04.2021	149,3158	119,0796	192,0691	177,4733	157,5335	131,8310
20.04.2021	148,8004	119,0345	191,5635	177,0810	157,4124	131,8171
19.04.2021	150,0254	118,9736	194,6191	178,3325	157,8944	131,8867
16.04.2021	150,7475	119,2405	196,2166	178,5829	157,9786	131,9056
15.04.2021	150,3576	119,3857	194,0900	177,9059	157,6803	131,8224
14.04.2021	149,7260	119,2104	193,2416	177,2050	157,3973	131,7721
13.04.2021	150,1627	119,6927	194,0226	176,7208	157,2389	131,7916
12.04.2021	149,9432	119,8150	193,6162	176,5568	157,2259	131,8274
09.04.2021	149,8302	119,4618	193,4079	177,0103	157,2863	131,7484
08.04.2021	149,2832	119,4133	192,5927	177,0952	157,2473	131,7067
07.04.2021	149,0084	119,4987	192,4663	176,4322	156,9913	131,6700
06.04.2021	150,1125	120,0830	193,7467	176,9601	157,2969	131,8089
01.04.2021	149,6576	120,3592	192,9224	176,3276	157,1317	131,8913
31.03.2021	148,9640	120,4059	191,6009	175,1412	156,6391	131,7957
26.02.2021	146,4084	120,6361	179,1955	171,3250	155,3742	131,4121
29.01.2021	144,9013	121,3190	173,0237	167,2410	153,4692	130,9906
31.12.2020	145,9256	122,7916	177,4764	166,1230	152,5658	130,2046
30.11.2020	142,3996	122,4190	171,5410	159,1027	149,0504	129,5297
30.10.2020	141,7521	126,7341	154,4578	144,8853	143,1900	128,8783
30.09.2020	142,6505	125,6299	171,5091	147,9257	144,5905	129,1663
31.08.2020	139,1588	120,0515	169,4177	148,9464	144,0753	128,4978
31.07.2020	137,6045	120,1600	162,8729	144,3895	141,4587	127,7209
30.06.2020	139,7981	121,3806	167,3824	142,1708	140,4209	127,9283
29.05.2020	139,0954	120,6837	159,3228	137,6487	137,2123	126,3200
30.04.2020	137,1052	120,6210	149,5225	133,6407	134,1356	124,5731
31.03.2020	130,7366	119,3723	135,0752	123,5891	128,8503	124,0940
28.02.2020	128,1386	117,1059	151,9941	148,4079	140,1762	128,9553
31.01.2020	131,9432	116,1285	164,9080	159,2110	144,7315	129,3551
31.12.2019	133,4263	115,2331	170,0926	162,9799	146,4867	129,4348
29.11.2019	132,3957	116,0816	168,4510	159,4856	144,8681	129,2294
31.10.2019	131,5911	116,3938	162,4185	156,3934	143,3157	128,6866
30.09.2019	130,1603	118,6518	157,1547	154,9130	142,9067	128,8580
30.08.2019	128,6129	119,7920	152,4157	151,5712	141,2409	128,4041
31.07.2019	129,5746	117,0033	155,0384	156,2797	143,0452	128,2501
28.06.2019	128,7802	114,8349	152,4691	155,3980	141,7658	126,9640
31.05.2019	128,2687	114,6921	150,2692	149,5616	138,8741	126,2206

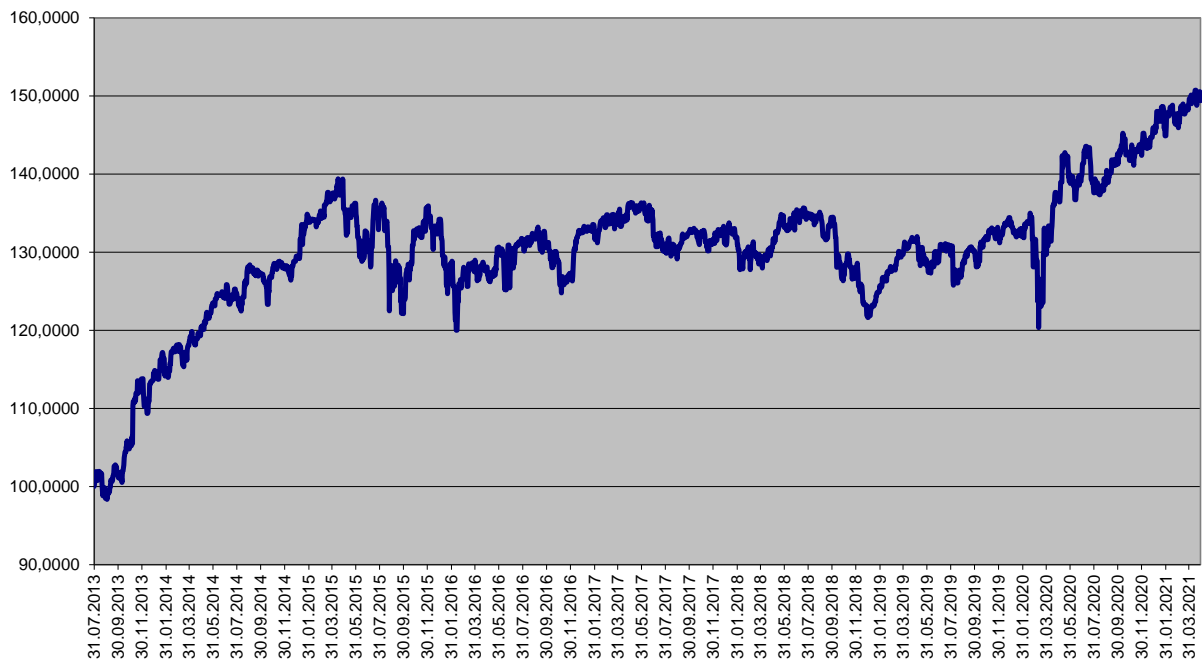
Ceny podílových jednotek
Investiční životní pojištění

Datum	Garantovaný	Garantovaný 2015	Garantovaný 2016
30.04.2021	111,8100	104,6871	104,0342
29.04.2021	111,8058	104,6849	104,0317
28.04.2021	111,8015	104,6826	104,0291
27.04.2021	111,7972	104,6803	104,0266
26.04.2021	111,7930	104,6780	104,0240
23.04.2021	111,7802	104,6712	104,0164
22.04.2021	111,7760	104,6689	104,0138
21.04.2021	111,7717	104,6666	104,0113
20.04.2021	111,7675	104,6643	104,0087
19.04.2021	111,7632	104,6620	104,0062
16.04.2021	111,7505	104,6552	103,9985
15.04.2021	111,7462	104,6529	103,9960
14.04.2021	111,7420	104,6506	103,9934
13.04.2021	111,7377	104,6483	103,9909
12.04.2021	111,7335	104,6461	103,9883
09.04.2021	111,7207	104,6392	103,9807
08.04.2021	111,7165	104,6369	103,9781
07.04.2021	111,7122	104,6347	103,9756
06.04.2021	111,7080	104,6324	103,9730
01.04.2021	111,6867	104,6210	103,9603
31.03.2021	111,6825	104,6187	103,9577
26.02.2021	111,5403	104,5423	103,8724
29.01.2021	111,4217	104,4786	103,8012
31.12.2020	111,2990	104,4127	103,7276
30.11.2020	111,1680	104,3422	103,6489
30.10.2020	111,0372	104,2718	103,5703
30.09.2020	110,9107	104,2037	103,4942
31.08.2020	110,7844	104,1357	103,4183
31.07.2020	110,6540	104,0655	103,3398
30.06.2020	110,5238	103,9952	103,2614
29.05.2020	110,3896	103,9228	103,1805
30.04.2020	110,2680	103,8572	103,1073
31.03.2020	110,1424	103,7894	103,0316
28.02.2020	110,0086	103,7171	102,9509
31.01.2020	109,8917	103,6539	102,8804
31.12.2019	109,7624	103,5840	102,8024
29.11.2019	109,6287	103,5117	102,7216
31.10.2019	109,5076	103,4462	102,6485
30.09.2019	109,3784	103,3762	102,5705
30.08.2019	109,2493	103,3062	102,4924
31.07.2019	109,1246	103,2386	102,4170
28.06.2019	108,9875	103,1643	102,3341
31.05.2019	108,8713	103,1012	102,2637

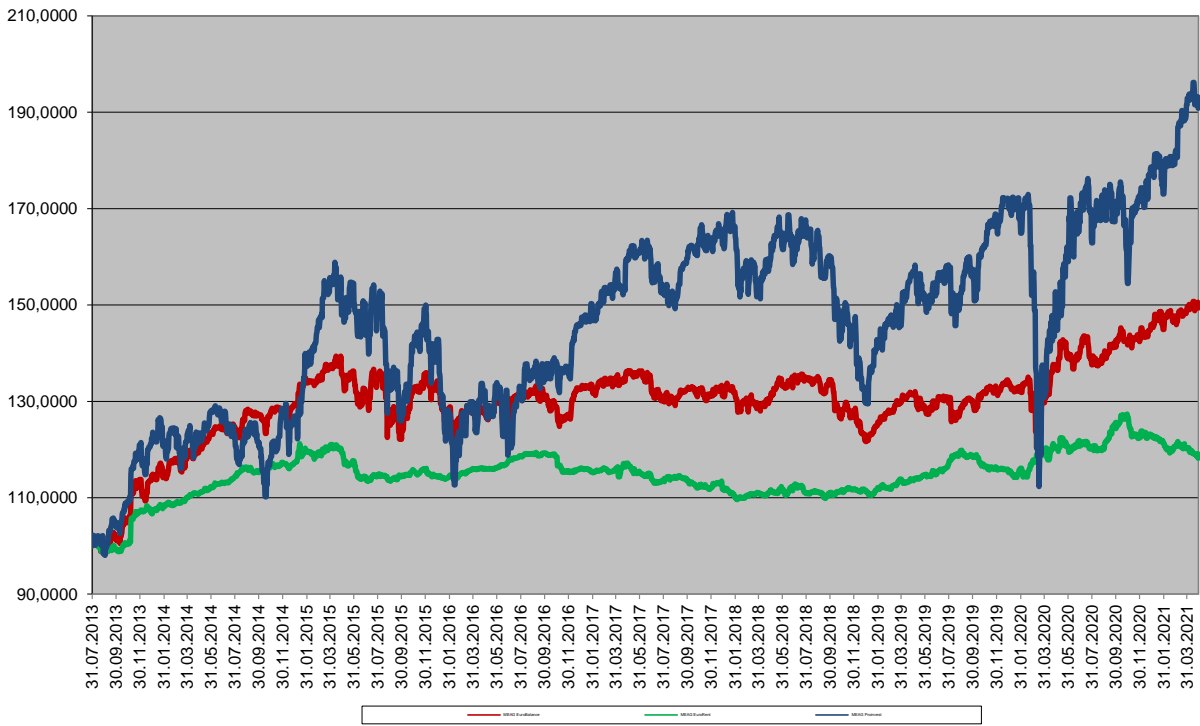
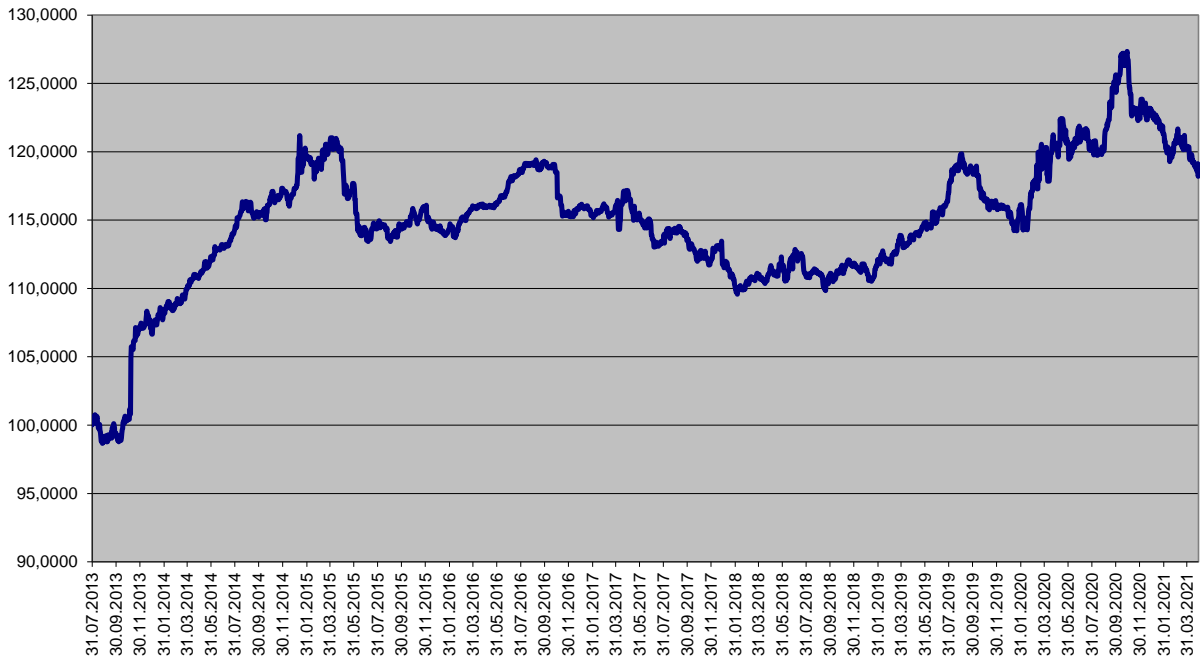
Finanční fond MEAG ProInvest



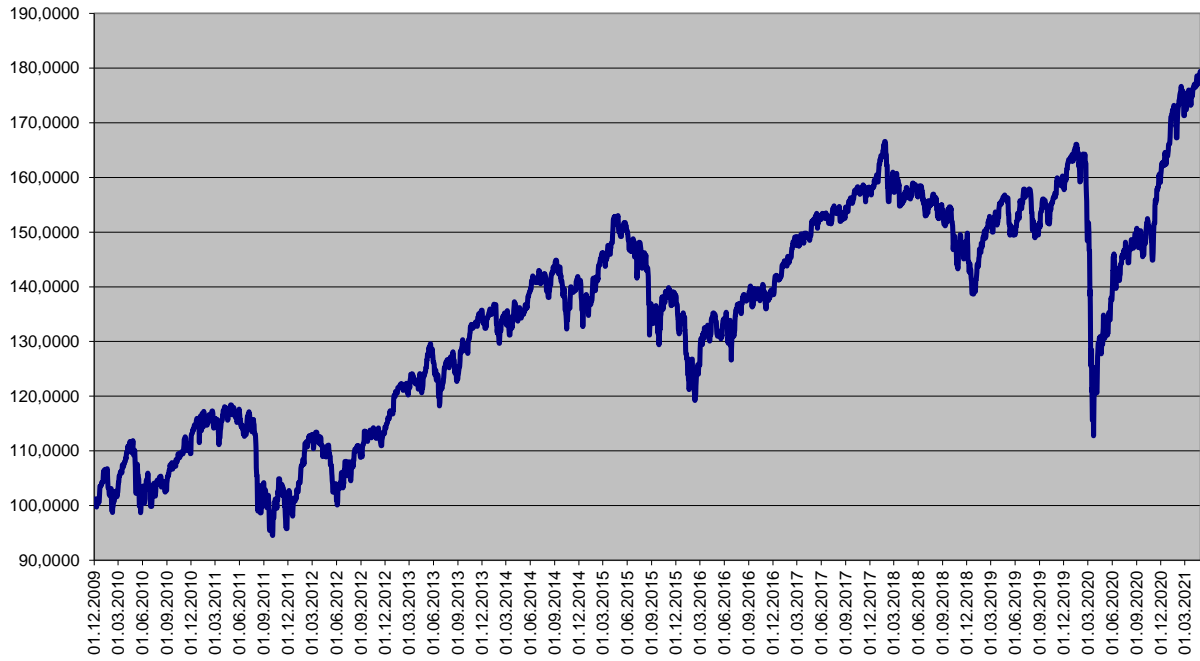
Finanční fond MEAG EuroBalance



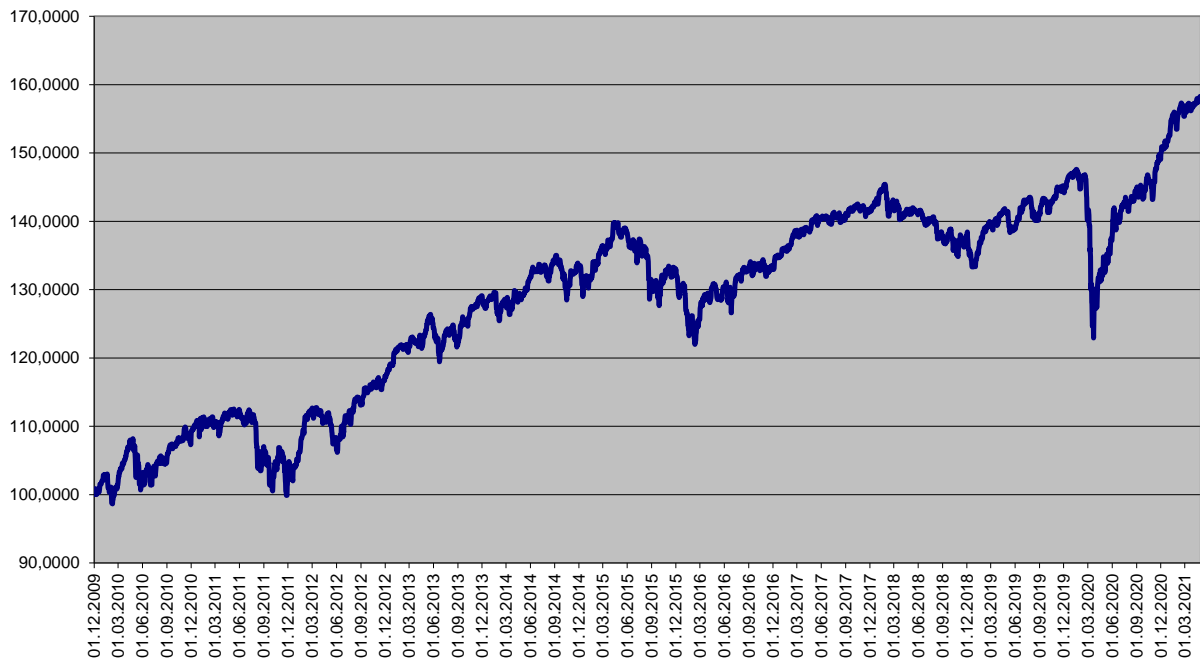
Finanční fond MEAG EuroRent



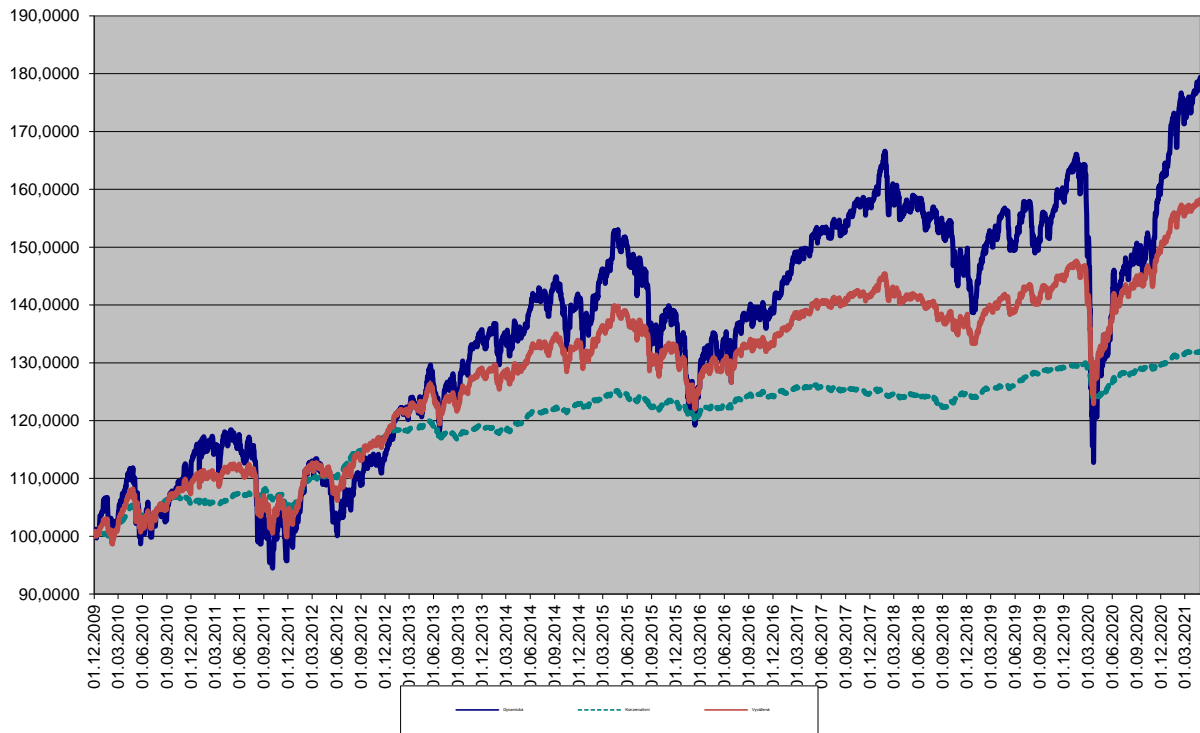
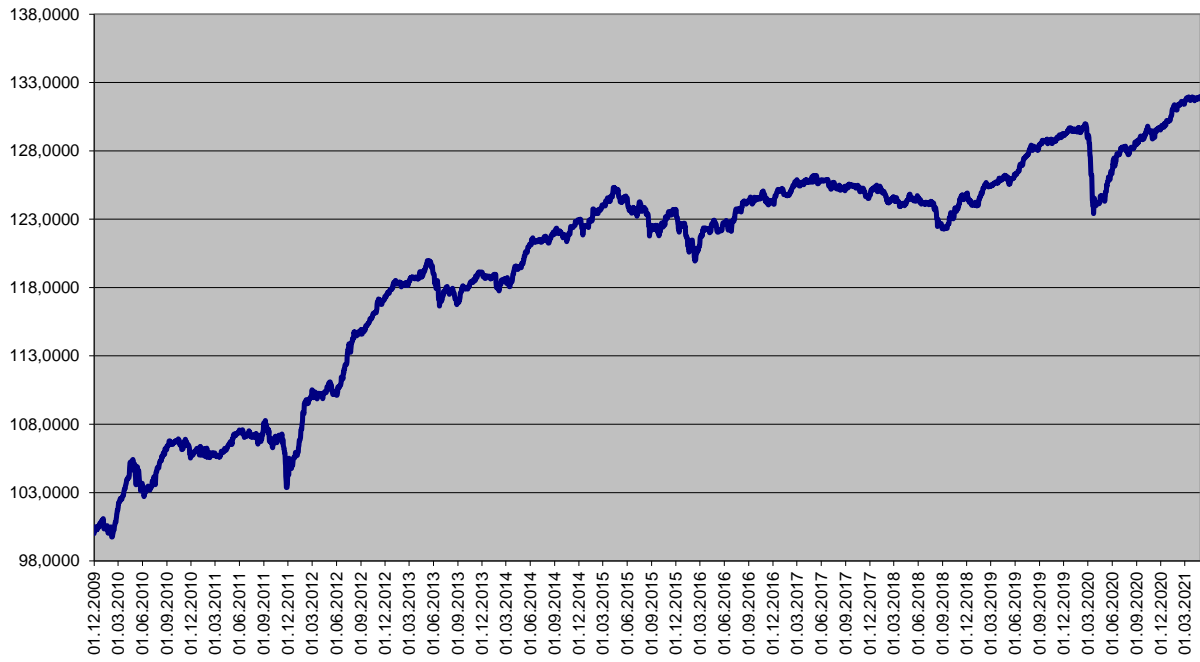
Dynamická strategie



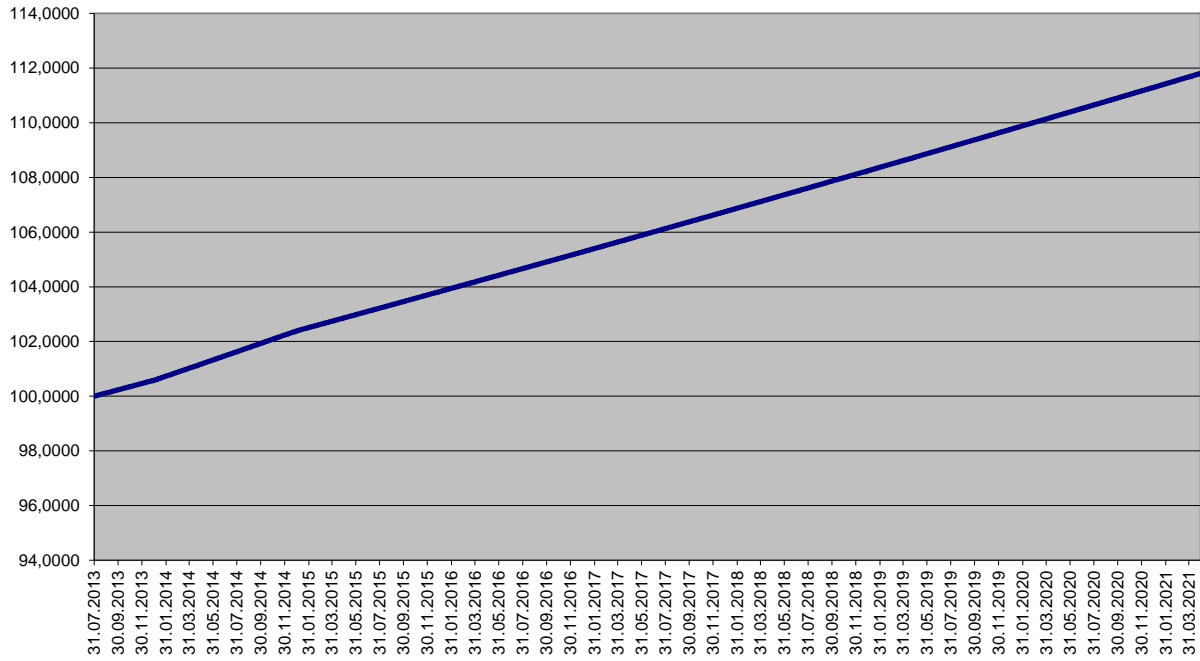
Vyvážená strategie



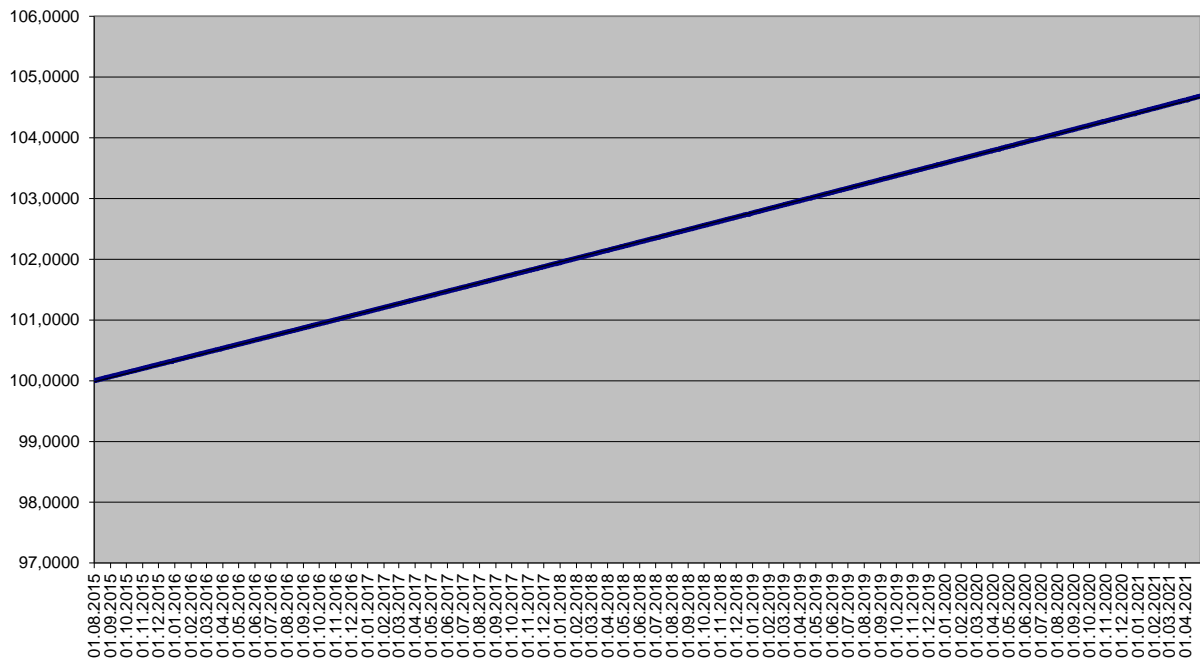
Konzervativní strategie



Garantovaný fond



Garantovaný fond 2015



Garantovaný fond 2016

