

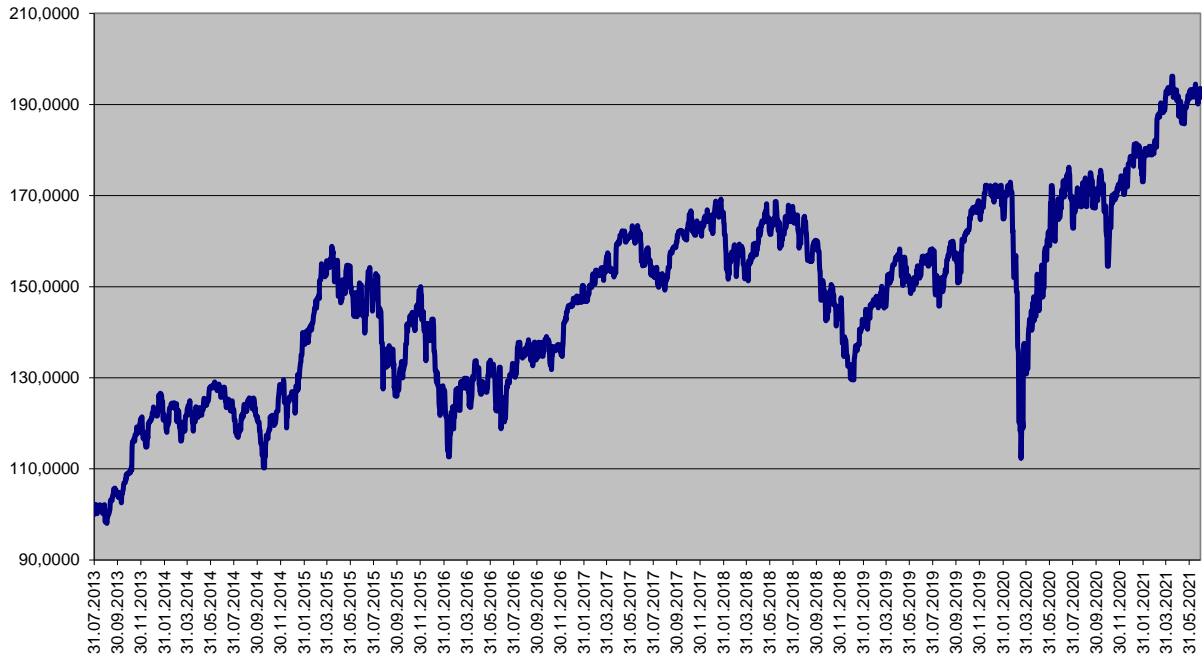
Ceny podílových jednotek
Investiční životní pojištění

| Datum | Fond | | | Strategie | | |
|------------|------------------|---------------|----------------|--------------------|-------------------|------------------------|
| | MEAG EuroBalance | MEAG EuroRent | MEAG Proinvest | Dynamická (Conseq) | Vyvážená (Conseq) | Konzervativní (Conseq) |
| 30.06.2021 | 150,5548 | 116,5345 | 191,5822 | 183,5068 | 132,4863 | 159,7496 |
| 29.06.2021 | 150,9961 | 116,3242 | 193,5457 | 184,2049 | 132,3552 | 159,8744 |
| 28.06.2021 | 150,8666 | 116,4531 | 192,1209 | 184,2869 | 132,3643 | 159,9249 |
| 25.06.2021 | 150,9018 | 116,2721 | 192,9135 | 184,704 | 132,3501 | 160,0622 |
| 24.06.2021 | 150,4772 | 116,2082 | 191,9730 | 183,8896 | 132,226 | 159,6764 |
| 23.06.2021 | 149,3028 | 116,0890 | 190,0883 | 183,0817 | 132,2355 | 159,4221 |
| 22.06.2021 | 150,5317 | 116,6226 | 193,1831 | 182,9395 | 132,3652 | 159,5016 |
| 21.06.2021 | 150,5647 | 116,8950 | 193,3752 | 182,7581 | 132,3607 | 159,4413 |
| 18.06.2021 | 149,3562 | 116,8162 | 191,5370 | 181,9543 | 132,2562 | 159,0877 |
| 17.06.2021 | 150,6560 | 116,8078 | 194,4717 | 183,4756 | 132,3359 | 159,6438 |
| 16.06.2021 | 150,2767 | 116,7971 | 193,8156 | 184,0160 | 132,2914 | 159,8674 |
| 15.06.2021 | 150,2524 | 116,6078 | 193,4897 | 184,3493 | 132,3025 | 159,9658 |
| 14.06.2021 | 150,1245 | 116,5449 | 192,9093 | 184,6851 | 132,2536 | 160,0400 |
| 11.06.2021 | 149,4508 | 116,2295 | 192,6334 | 184,5554 | 132,2192 | 159,9426 |
| 10.06.2021 | 149,3819 | 116,3328 | 191,7433 | 184,1923 | 132,1997 | 159,8607 |
| 09.06.2021 | 149,1217 | 116,2641 | 191,6300 | 183,6503 | 132,1730 | 159,6695 |
| 08.06.2021 | 149,1211 | 116,2296 | 192,1528 | 183,8469 | 132,1660 | 159,7219 |
| 07.06.2021 | 149,2147 | 116,1322 | 193,0806 | 184,1758 | 132,1268 | 159,7884 |
| 04.06.2021 | 149,4592 | 116,3982 | 193,2889 | 184,0621 | 132,1164 | 159,7461 |
| 03.06.2021 | 149,1929 | 116,3837 | 192,2597 | 183,4565 | 132,0625 | 159,5335 |
| 02.06.2021 | 149,2808 | 116,4523 | 192,3730 | 183,7400 | 132,0401 | 159,6248 |
| 01.06.2021 | 149,1776 | 116,3547 | 192,9324 | 183,4037 | 131,9189 | 159,4367 |
| 31.05.2021 | 148,4290 | 116,2717 | 191,1382 | 182,4883 | 131,8389 | 159,0720 |
| 30.04.2021 | 149,4123 | 118,5629 | 191,3880 | 178,2753 | 157,8687 | 131,9113 |
| 31.03.2021 | 148,9640 | 120,4059 | 191,6009 | 175,1412 | 156,6391 | 131,7957 |
| 26.02.2021 | 146,4084 | 120,6361 | 179,1955 | 171,3250 | 155,3742 | 131,4121 |
| 29.01.2021 | 144,9013 | 121,3190 | 173,0237 | 167,2410 | 153,4692 | 130,9906 |
| 31.12.2020 | 145,9256 | 122,7916 | 177,4764 | 166,1230 | 152,5658 | 130,2046 |
| 30.11.2020 | 142,3996 | 122,4190 | 171,5410 | 159,1027 | 149,0504 | 129,5297 |
| 30.10.2020 | 141,7521 | 126,7341 | 154,4578 | 144,8853 | 143,1900 | 128,8783 |
| 30.09.2020 | 142,6505 | 125,6299 | 171,5091 | 147,9257 | 144,5905 | 129,1663 |
| 31.08.2020 | 139,1588 | 120,0515 | 169,4177 | 148,9464 | 144,0753 | 128,4978 |
| 31.07.2020 | 137,6045 | 120,1600 | 162,8729 | 144,3895 | 141,4587 | 127,7209 |
| 30.06.2020 | 139,7981 | 121,3806 | 167,3824 | 142,1708 | 140,4209 | 127,9283 |
| 29.05.2020 | 139,0954 | 120,6837 | 159,3228 | 137,6487 | 137,2123 | 126,3200 |
| 30.04.2020 | 137,1052 | 120,6210 | 149,5225 | 133,6407 | 134,1356 | 124,5731 |
| 31.03.2020 | 130,7366 | 119,3723 | 135,0752 | 123,5891 | 128,8503 | 124,0940 |
| 28.02.2020 | 128,1386 | 117,1059 | 151,9941 | 148,4079 | 140,1762 | 128,9553 |
| 31.01.2020 | 131,9432 | 116,1285 | 164,9080 | 159,2110 | 144,7315 | 129,3551 |
| 31.12.2019 | 133,4263 | 115,2331 | 170,0926 | 162,9799 | 146,4867 | 129,4348 |
| 29.11.2019 | 132,3957 | 116,0816 | 168,4510 | 159,4856 | 144,8681 | 129,2294 |
| 31.10.2019 | 131,5911 | 116,3938 | 162,4185 | 156,3934 | 143,3157 | 128,6866 |
| 30.09.2019 | 130,1603 | 118,6518 | 157,1547 | 154,9130 | 142,9067 | 128,8580 |
| 30.08.2019 | 128,6129 | 119,7920 | 152,4157 | 151,5712 | 141,2409 | 128,4041 |
| 31.07.2019 | 129,5746 | 117,0033 | 155,0384 | 156,2797 | 143,0452 | 128,2501 |

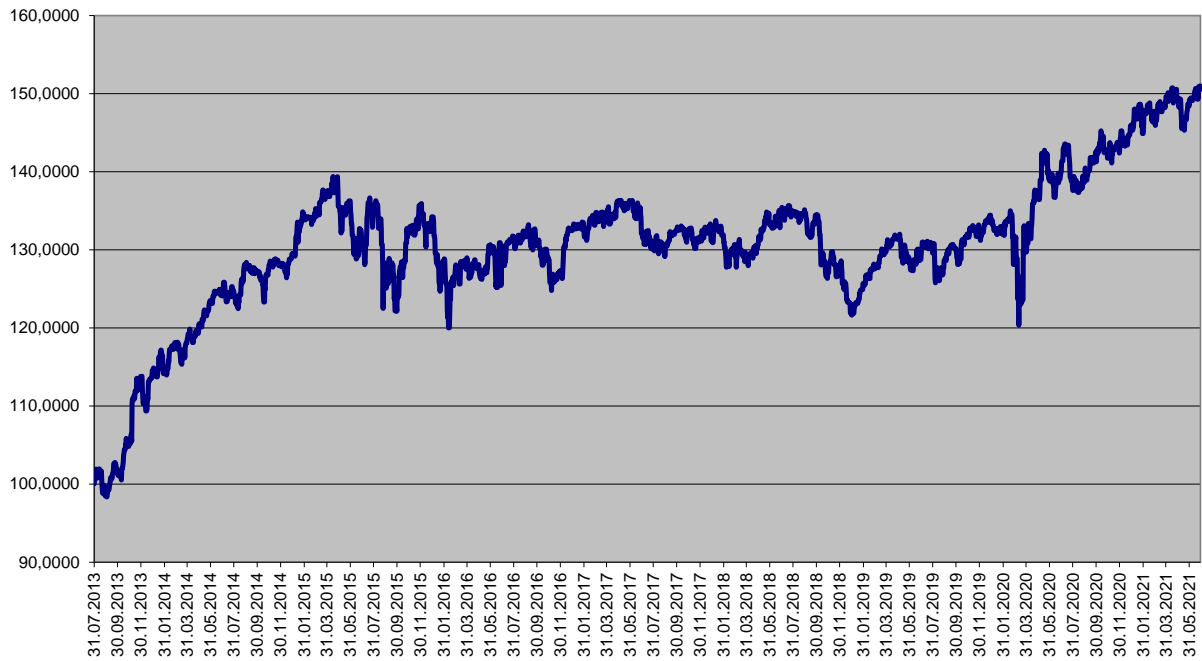
Ceny podílových jednotek
Investiční životní pojištění

| Datum | Garantovaný | Garantovaný 2015 | Garantovaný 2016 |
|------------|-------------|---------------------|---------------------|
| 30.06.2021 | 112,0697 | 104,8264 | 104,1899 |
| 29.06.2021 | 112,0655 | 104,8242 | 104,1874 |
| 28.06.2021 | 112,0612 | 104,8219 | 104,1848 |
| 25.06.2021 | 112,0484 | 104,8150 | 104,1771 |
| 24.06.2021 | 112,0442 | 104,8127 | 104,1746 |
| 23.06.2021 | 112,0399 | 104,8104 | 104,1720 |
| 22.06.2021 | 112,0356 | 104,8082 | 104,1695 |
| 21.06.2021 | 112,0314 | 104,8059 | 104,1669 |
| 18.06.2021 | 112,0186 | 104,7990 | 104,1593 |
| 17.06.2021 | 112,0143 | 104,7967 | 104,1567 |
| 16.06.2021 | 112,0101 | 104,7945 | 104,1542 |
| 15.06.2021 | 112,0058 | 104,7922 | 104,1516 |
| 14.06.2021 | 112,0016 | 104,7899 | 104,1490 |
| 11.06.2021 | 111,9888 | 104,7830 | 104,1414 |
| 10.06.2021 | 111,9845 | 104,7807 | 104,1388 |
| 09.06.2021 | 111,9803 | 104,7785 | 104,1363 |
| 08.06.2021 | 111,9760 | 104,7762 | 104,1337 |
| 07.06.2021 | 111,9717 | 104,7739 | 104,1312 |
| 04.06.2021 | 111,9590 | 104,7670 | 104,1235 |
| 03.06.2021 | 111,9547 | 104,7648 | 104,1210 |
| 02.06.2021 | 111,9504 | 104,7625 | 104,1184 |
| 01.06.2021 | 111,9462 | 104,7602 | 104,1159 |
| 31.05.2021 | 111,9419 | 104,7579 | 104,1133 |
| 30.04.2021 | 111,8100 | 104,6871 | 104,0342 |
| 31.03.2021 | 111,6825 | 104,6187 | 103,9577 |
| 26.02.2021 | 111,5403 | 104,5423 | 103,8724 |
| 29.01.2021 | 111,4217 | 104,4786 | 103,8012 |
| 31.12.2020 | 111,2990 | 104,4127 | 103,7276 |
| 30.11.2020 | 111,1680 | 104,3422 | 103,6489 |
| 30.10.2020 | 111,0372 | 104,2718 | 103,5703 |
| 30.09.2020 | 110,9107 | 104,2037 | 103,4942 |
| 31.08.2020 | 110,7844 | 104,1357 | 103,4183 |
| 31.07.2020 | 110,6540 | 104,0655 | 103,3398 |
| 30.06.2020 | 110,5238 | 103,9952 | 103,2614 |
| 29.05.2020 | 110,3896 | 103,9228 | 103,1805 |
| 30.04.2020 | 110,2680 | 103,8572 | 103,1073 |
| 31.03.2020 | 110,1424 | 103,7894 | 103,0316 |
| 28.02.2020 | 110,0086 | 103,7171 | 102,9509 |
| 31.01.2020 | 109,8917 | 103,6539 | 102,8804 |
| 31.12.2019 | 109,7624 | 103,5840 | 102,8024 |
| 29.11.2019 | 109,6287 | 103,5117 | 102,7216 |
| 31.10.2019 | 109,5076 | 103,4462 | 102,6485 |
| 30.09.2019 | 109,3784 | 103,3762 | 102,5705 |
| 30.08.2019 | 109,2493 | 103,3062 | 102,4924 |
| 31.07.2019 | 109,1246 | 103,2386 | 102,4170 |

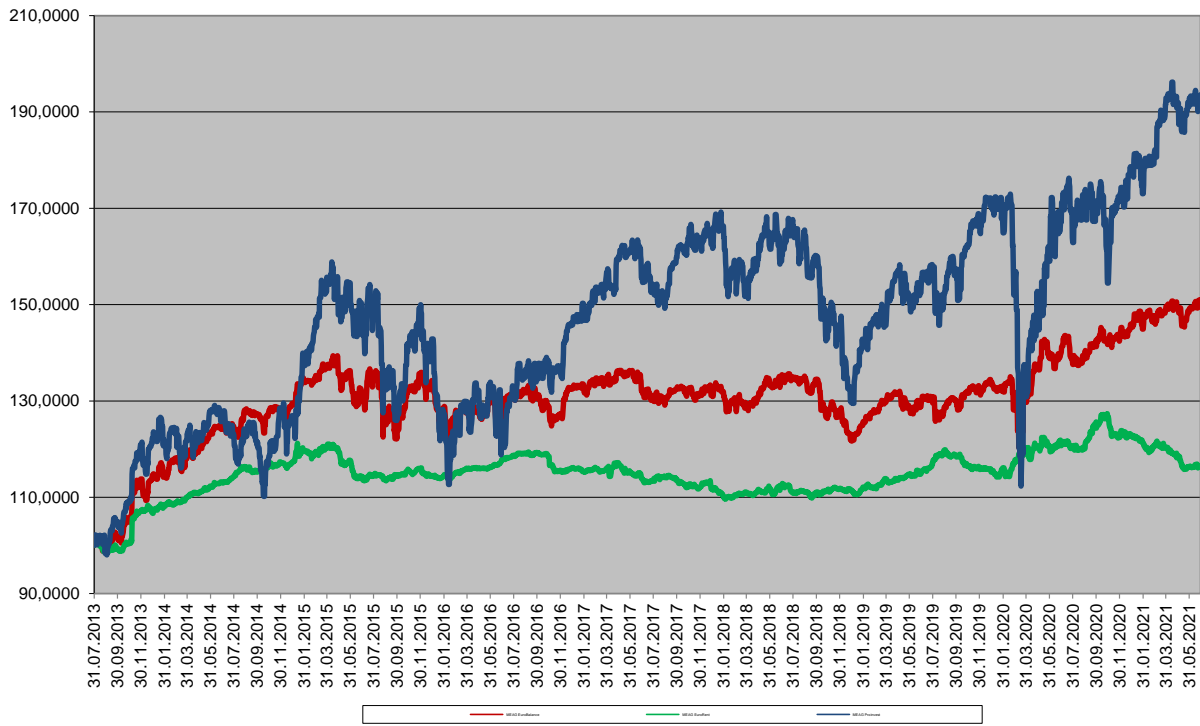
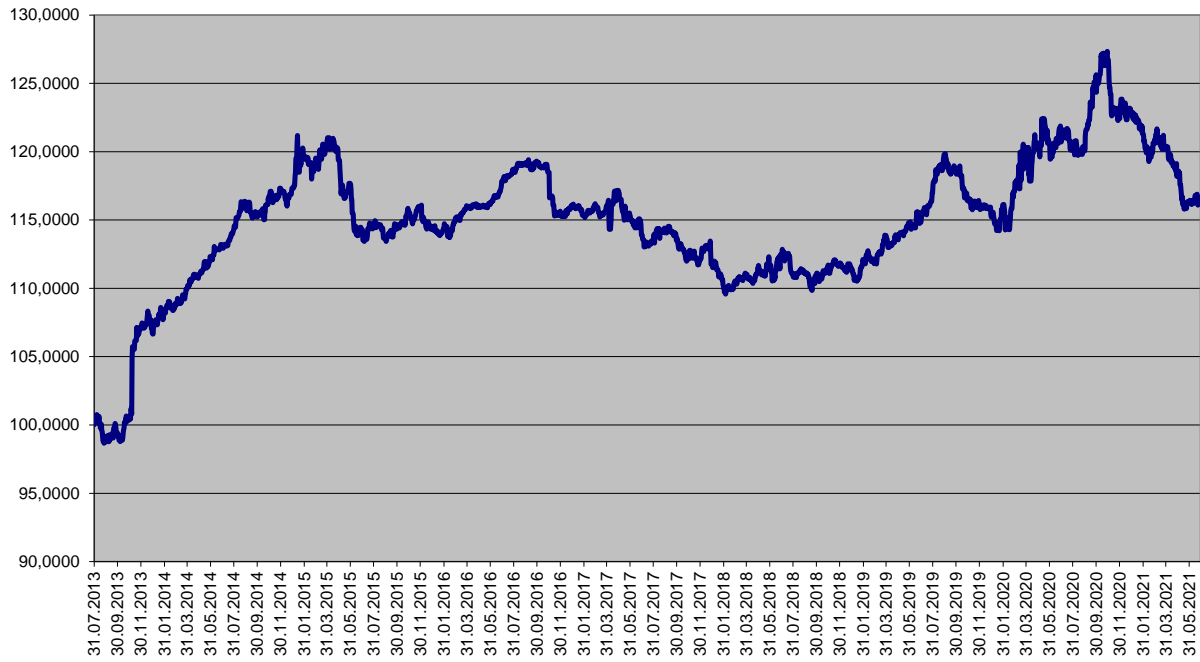
Finanční fond MEAG ProInvest



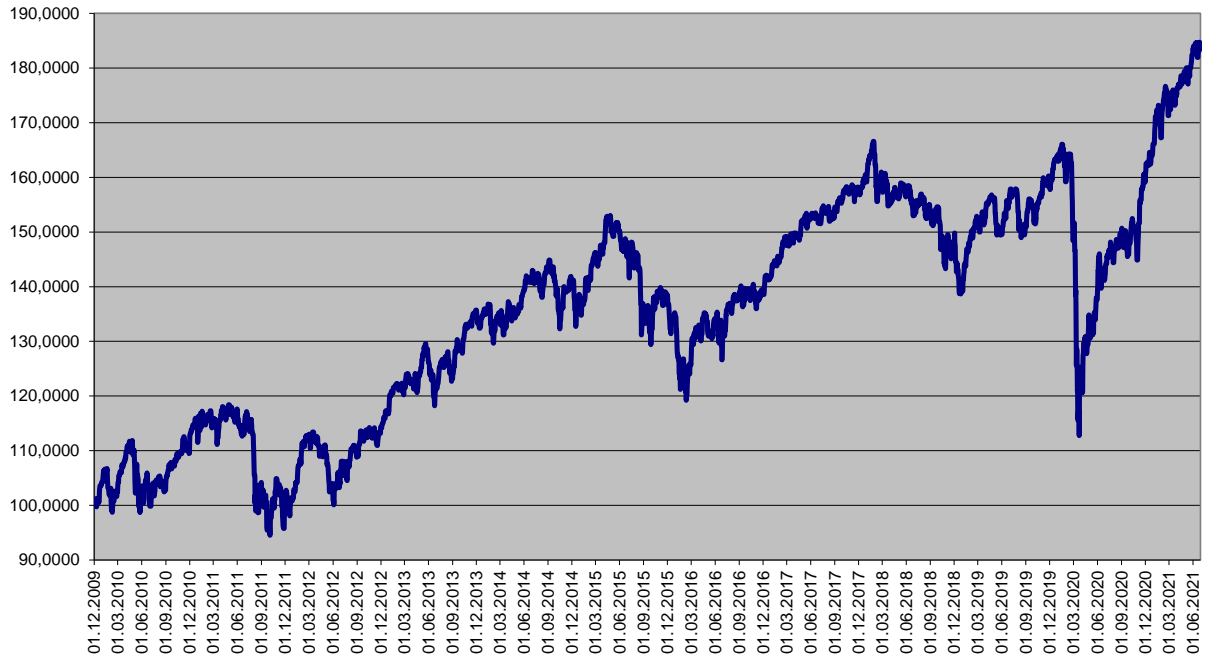
Finanční fond MEAG EuroBalance



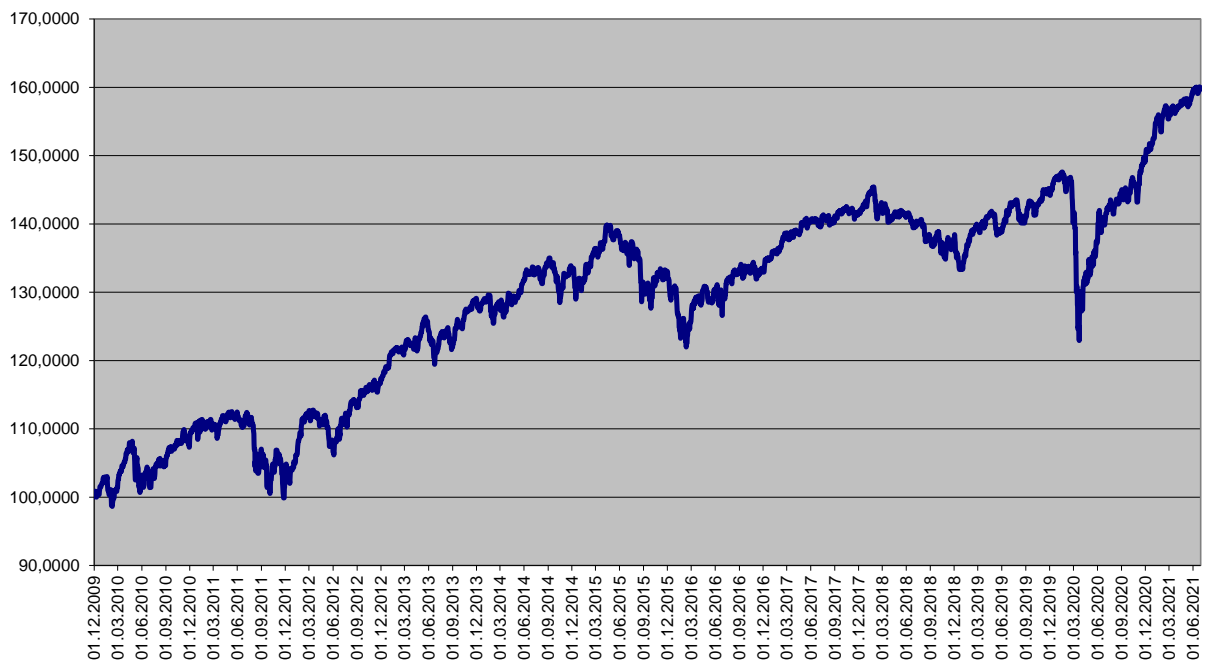
Finanční fond MEAG EuroRent



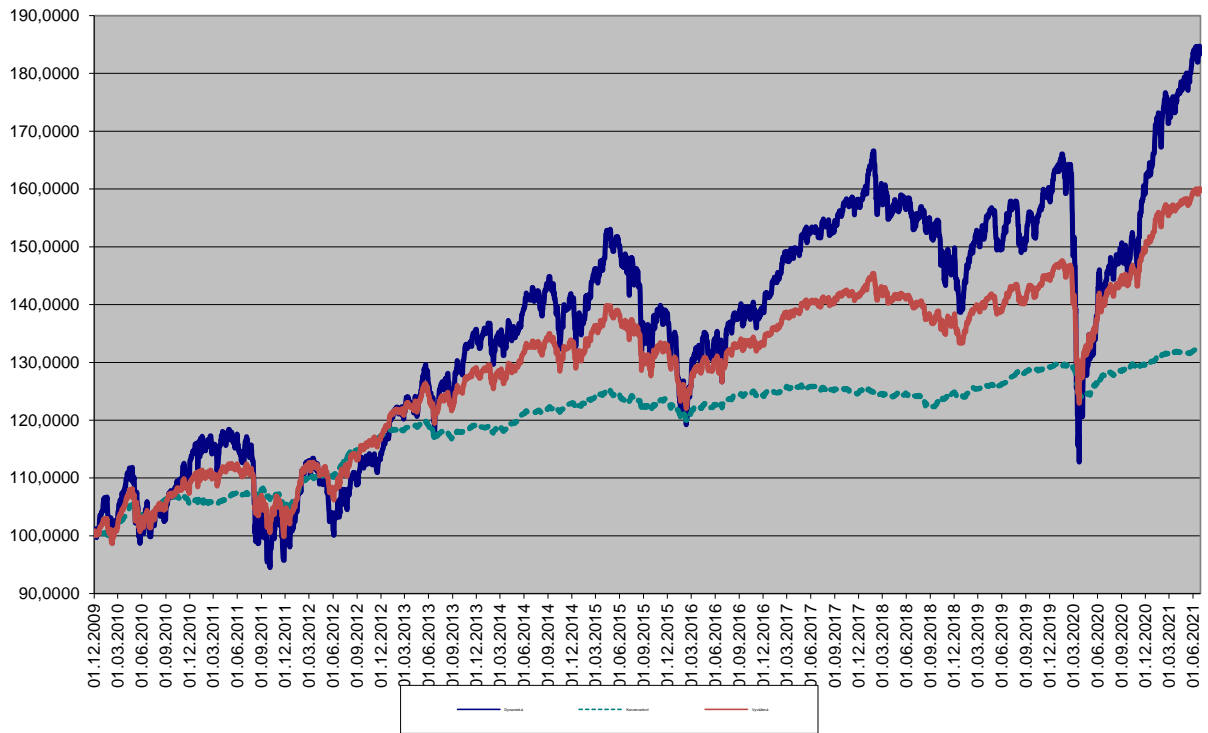
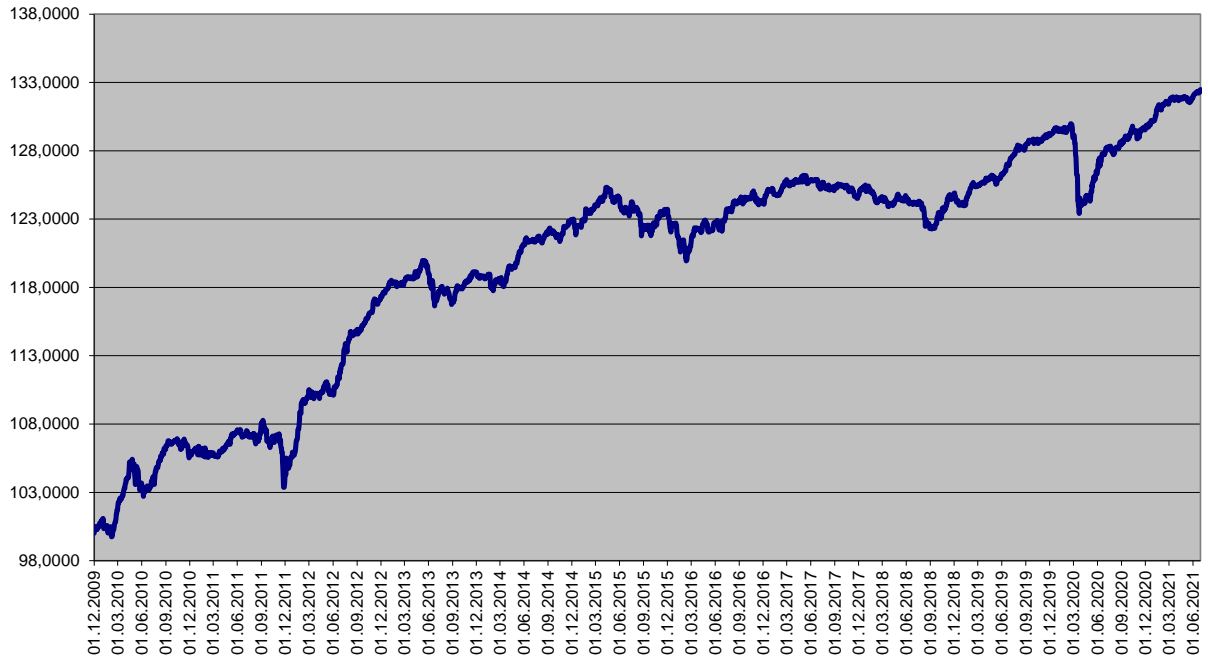
Dynamická strategie



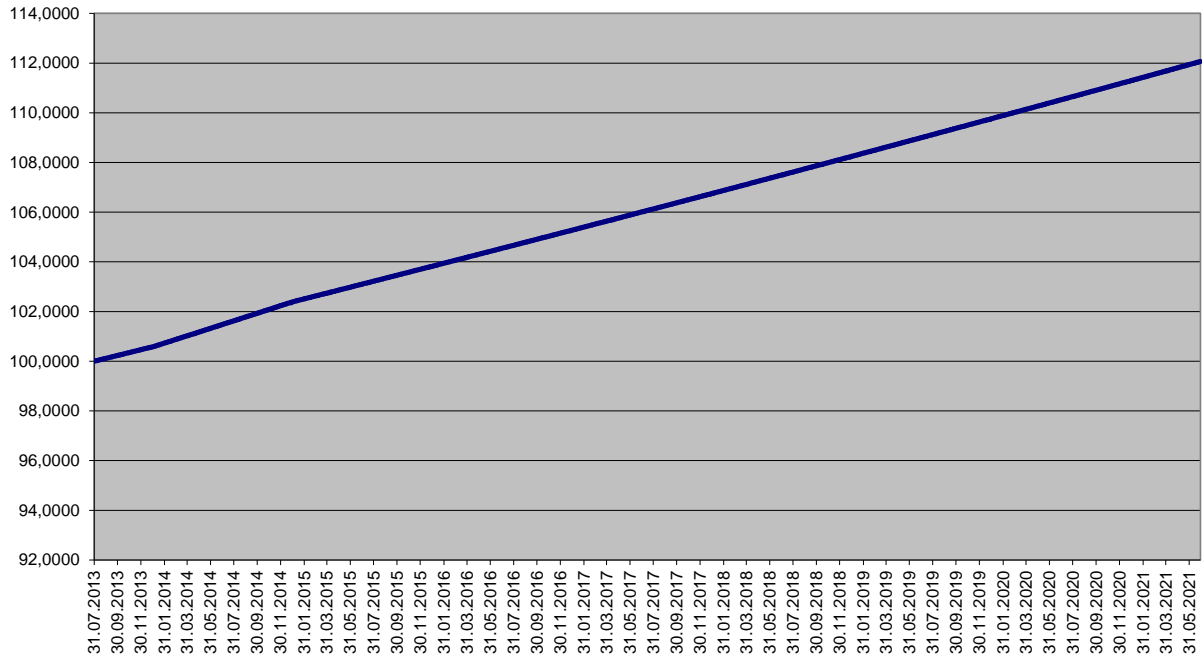
Vyvážená strategie



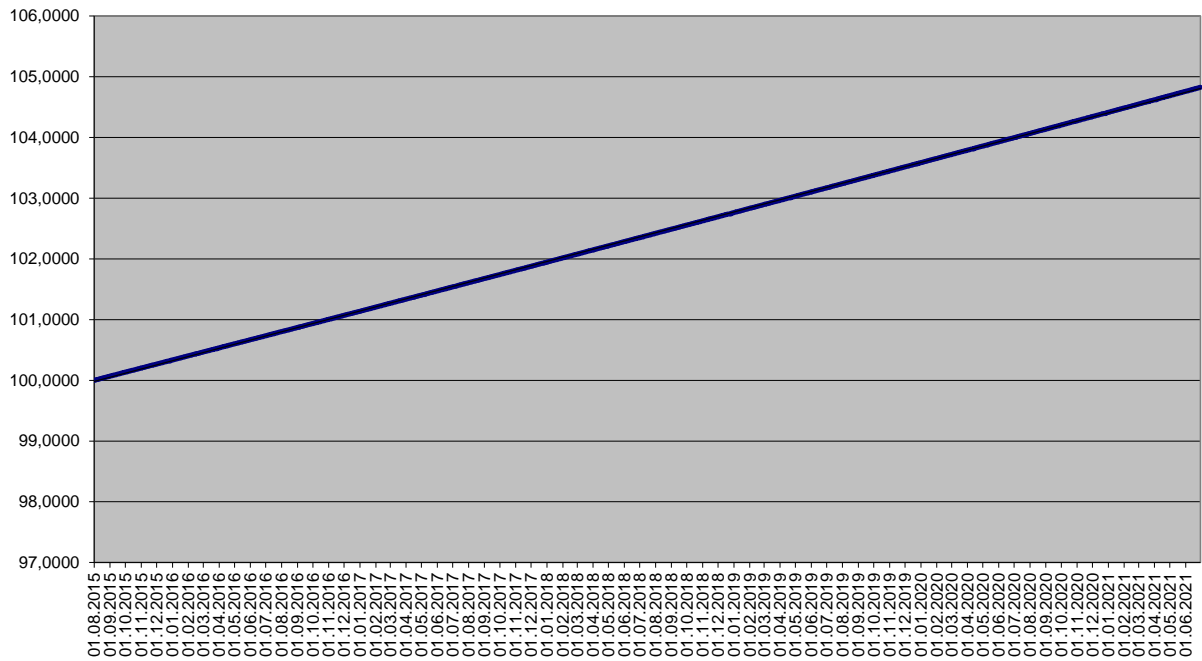
Konzervativní strategie



Garantovaný fond



Garantovaný fond 2015



Garantovaný fond 2016

