

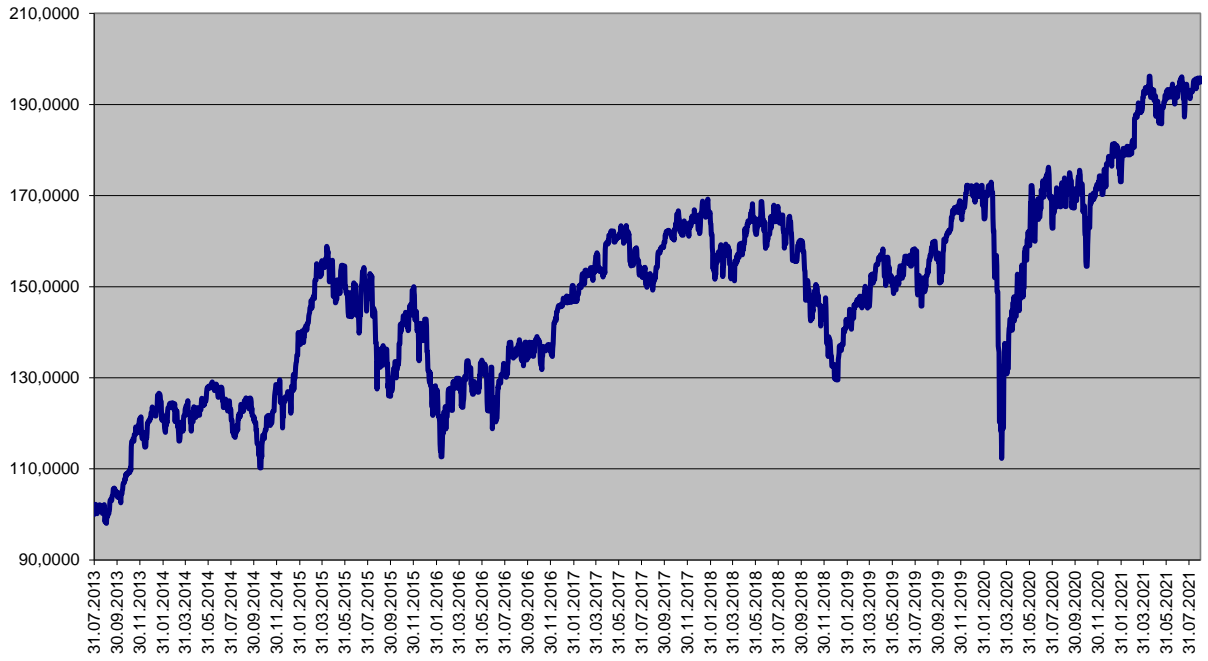
Ceny podílových jednotek
Investiční životní pojištění

Datum	MEAG EuroBalance	Fond MEAG EuroRent	MEAG Proinvest	Dynamická (Conseq)	Strategie Vyvážená (Conseq)	Konzervativní (Conseq)
31.08.2021	156,5001	117,3559	194,9488	186,5603	133,0214	161,1553
30.08.2021	156,7951	117,8030	195,8812	186,4019	133,0709	161,1420
27.08.2021	156,4413	117,7048	195,5886	185,8348	132,9678	160,8567
26.08.2021	155,5794	117,6357	194,8656	184,8151	132,8797	160,4585
25.08.2021	155,9846	117,6042	195,6402	185,6073	132,8856	160,6990
24.08.2021	155,8299	117,8816	195,8378	185,0967	132,8608	160,5150
23.08.2021	155,4463	117,8354	194,8090	183,9722	132,7924	160,0923
20.08.2021	154,9942	118,1329	194,3788	182,7634	132,7315	159,6488
19.08.2021	154,0159	117,8412	193,4620	182,5561	132,6527	159,5158
18.08.2021	154,4451	117,5639	195,6196	184,1620	132,7179	160,0693
17.08.2021	154,8904	117,4891	195,0138	184,0503	132,6922	160,0375
16.08.2021	155,1947	117,4198	194,9531	184,7760	132,6816	160,2597
13.08.2021	155,1233	117,2350	195,3229	185,3634	132,6548	160,4073
12.08.2021	155,1162	117,3043	195,0231	185,2553	132,6366	160,3432
11.08.2021	154,9244	117,3274	193,8427	185,2235	132,6351	160,3198
10.08.2021	154,5004	117,2493	193,0387	184,7571	132,5948	160,1371
09.08.2021	154,1910	117,2581	192,7628	184,3151	132,5751	160,0031
06.08.2021	154,2877	117,3131	193,0682	184,1427	132,6028	160,0023
05.08.2021	154,4416	117,5979	193,1062	184,1889	132,5689	160,0224
04.08.2021	154,0932	117,5408	192,2368	183,7064	132,5353	159,8579
03.08.2021	154,0492	117,7719	191,3105	183,3636	132,5579	159,7910
02.08.2021	153,5924	117,6507	191,7605	182,8276	132,5377	159,5995
30.07.2021	153,3711	117,6161	191,8672	182,1174	132,5319	159,3808
30.06.2021	150,5548	116,5345	191,5822	183,5068	132,4863	159,7496
31.05.2021	148,4290	116,2717	191,1382	182,4883	131,8389	159,0720
30.04.2021	149,4123	118,5629	191,3880	178,2753	157,8687	131,9113
31.03.2021	148,9640	120,4059	191,6009	175,1412	156,6391	131,7957
26.02.2021	146,4084	120,6361	179,1955	171,3250	155,3742	131,4121
29.01.2021	144,9013	121,3190	173,0237	167,2410	153,4692	130,9906
31.12.2020	145,9256	122,7916	177,4764	166,1230	152,5658	130,2046
30.11.2020	142,3996	122,4190	171,5410	159,1027	149,0504	129,5297
30.10.2020	141,7521	126,7341	154,4578	144,8853	143,1900	128,8783
30.09.2020	142,6505	125,6299	171,5091	147,9257	144,5905	129,1663
31.08.2020	139,1588	120,0515	169,4177	148,9464	144,0753	128,4978
31.07.2020	137,6045	120,1600	162,8729	144,3895	141,4587	127,7209
30.06.2020	139,7981	121,3806	167,3824	142,1708	140,4209	127,9283
29.05.2020	139,0954	120,6837	159,3228	137,6487	137,2123	126,3200
30.04.2020	137,1052	120,6210	149,5225	133,6407	134,1356	124,5731
31.03.2020	130,7366	119,3723	135,0752	123,5891	128,8503	124,0940
28.02.2020	128,1386	117,1059	151,9941	148,4079	140,1762	128,9553
31.01.2020	131,9432	116,1285	164,9080	159,2110	144,7315	129,3551
31.12.2019	133,4263	115,2331	170,0926	162,9799	146,4867	129,4348
29.11.2019	132,3957	116,0816	168,4510	159,4856	144,8681	129,2294
31.10.2019	131,5911	116,3938	162,4185	156,3934	143,3157	128,6866
30.09.2019	130,1603	118,6518	157,1547	154,9130	142,9067	128,8580

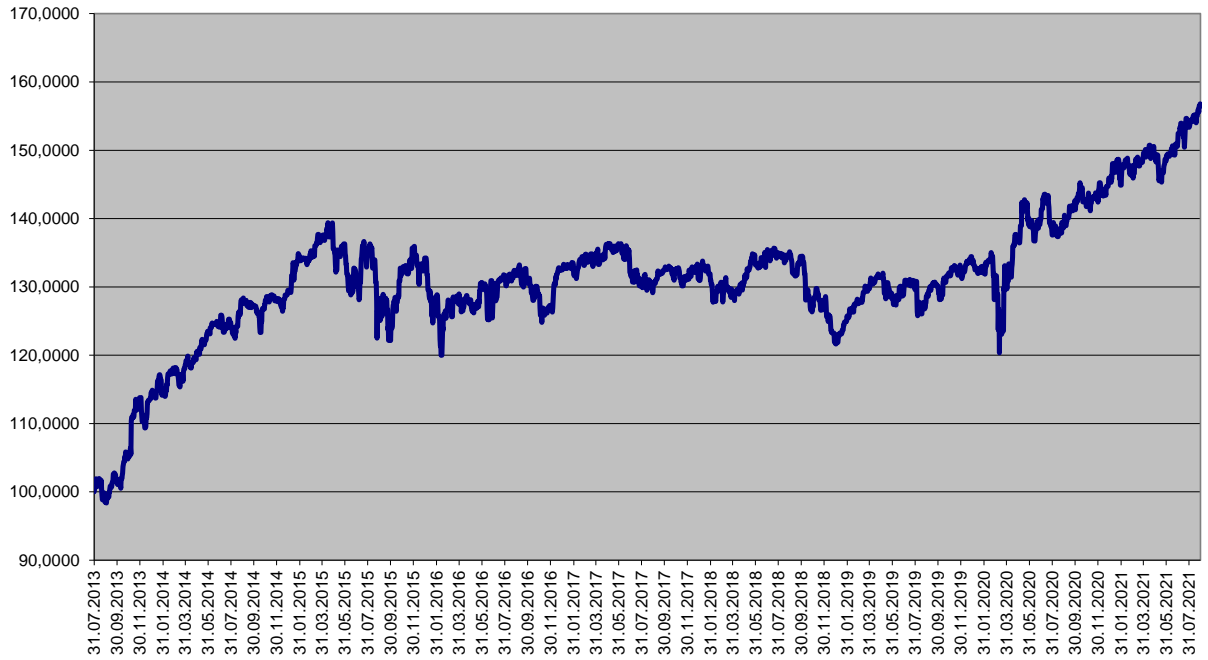
Ceny podílových jednotek
Investiční životní pojištění

Datum	Garantovaný	Garantovaný 2015	Garantovaný 2016
31.08.2021	112,3344	104,9682	104,3484
30.08.2021	112,3301	104,9659	104,3458
27.08.2021	112,3173	104,9591	104,3381
26.08.2021	112,3130	104,9568	104,3356
25.08.2021	112,3087	104,9545	104,3330
24.08.2021	112,3044	104,9522	104,3305
23.08.2021	112,3002	104,9499	104,3279
20.08.2021	112,2874	104,9431	104,3202
19.08.2021	112,2831	104,9408	104,3177
18.08.2021	112,2788	104,9385	104,3151
17.08.2021	112,2745	104,9362	104,3126
16.08.2021	112,2703	104,9339	104,3100
13.08.2021	112,2575	104,9270	104,3023
12.08.2021	112,2532	104,9248	104,2998
11.08.2021	112,2489	104,9225	104,2972
10.08.2021	112,2447	104,9202	104,2947
09.08.2021	112,2404	104,9179	104,2921
06.08.2021	112,2276	104,9110	104,2844
05.08.2021	112,2233	104,9087	104,2819
04.08.2021	112,2190	104,9065	104,2793
03.08.2021	112,2148	104,9042	104,2768
02.08.2021	112,2105	104,9019	104,2742
30.07.2021	112,1977	104,8950	104,2666
30.06.2021	112,0697	104,8264	104,1899
31.05.2021	111,9419	104,7579	104,1133
30.04.2021	111,8100	104,6871	104,0342
31.03.2021	111,6825	104,6187	103,9577
26.02.2021	111,5403	104,5423	103,8724
29.01.2021	111,4217	104,4786	103,8012
31.12.2020	111,2990	104,4127	103,7276
30.11.2020	111,1680	104,3422	103,6489
30.10.2020	111,0372	104,2718	103,5703
30.09.2020	110,9107	104,2037	103,4942
31.08.2020	110,7844	104,1357	103,4183
31.07.2020	110,6540	104,0655	103,3398
30.06.2020	110,5238	103,9952	103,2614
29.05.2020	110,3896	103,9228	103,1805
30.04.2020	110,2680	103,8572	103,1073
31.03.2020	110,1424	103,7894	103,0316
28.02.2020	110,0086	103,7171	102,9509
31.01.2020	109,8917	103,6539	102,8804
31.12.2019	109,7624	103,5840	102,8024
29.11.2019	109,6287	103,5117	102,7216
31.10.2019	109,5076	103,4462	102,6485
30.09.2019	109,3784	103,3762	102,5705

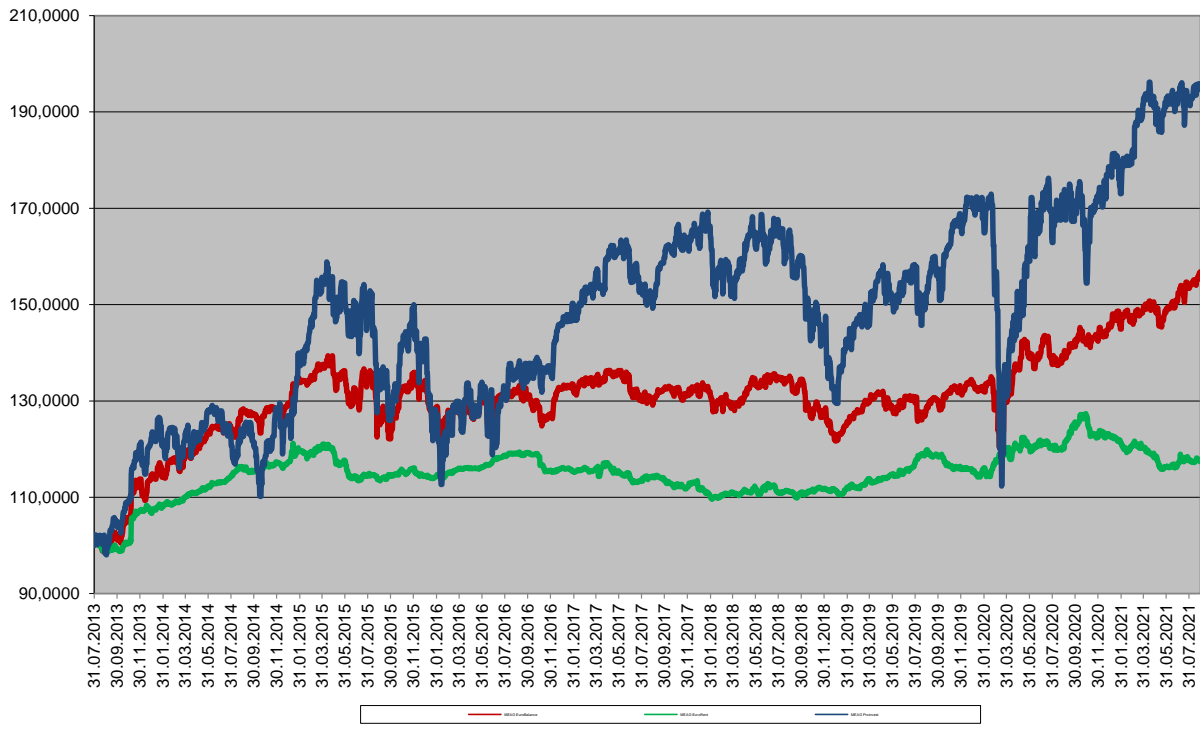
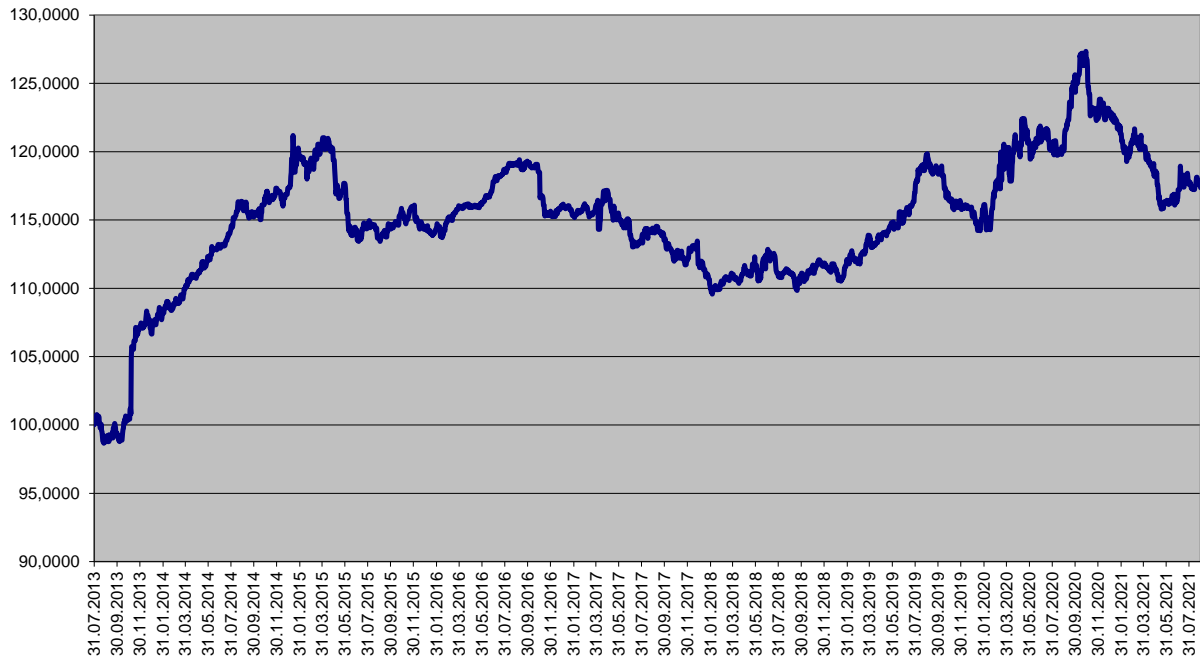
Finanční fond MEAG ProInvest



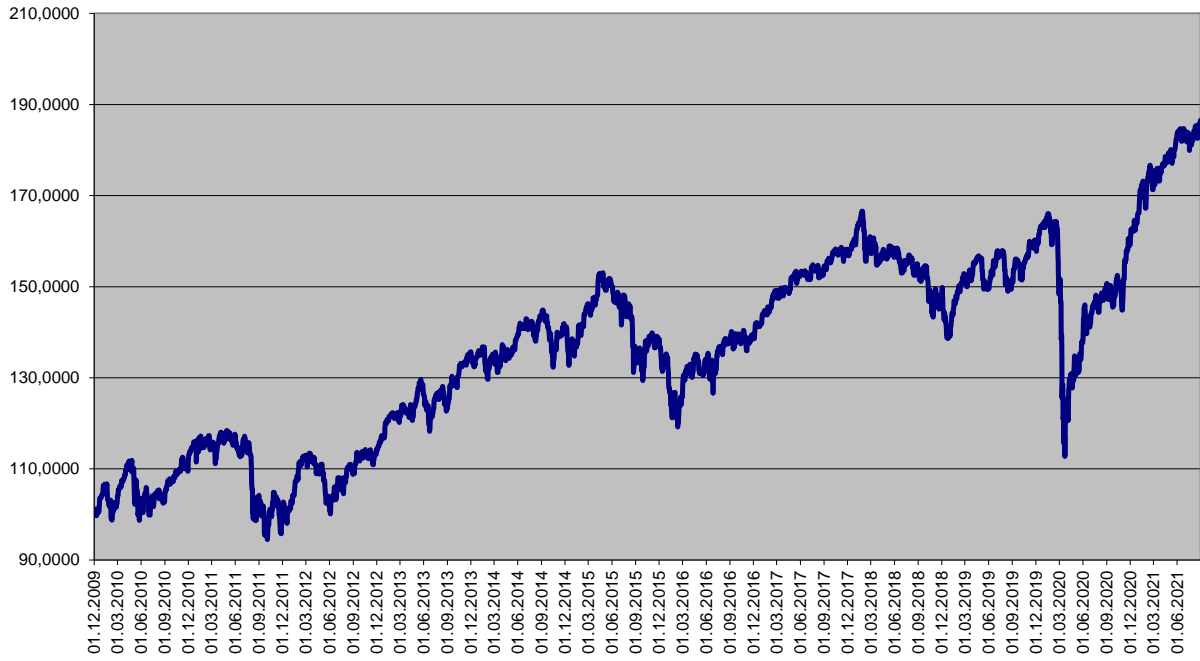
Finanční fond MEAG EuroBalance



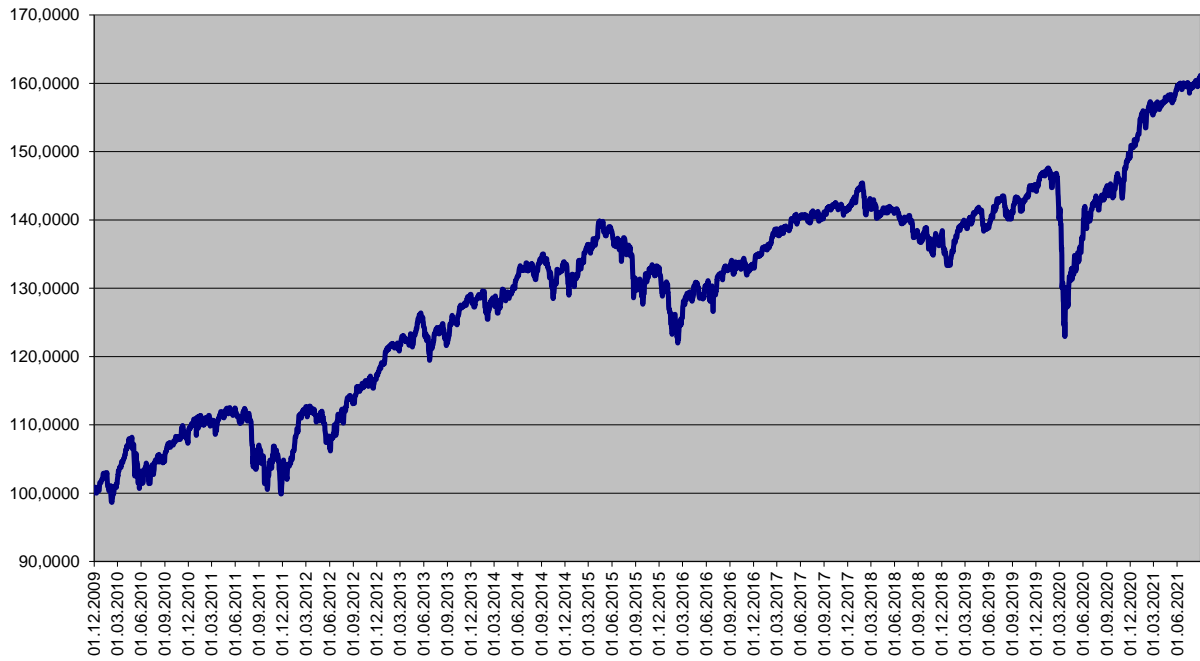
Finanční fond MEAG EuroRent



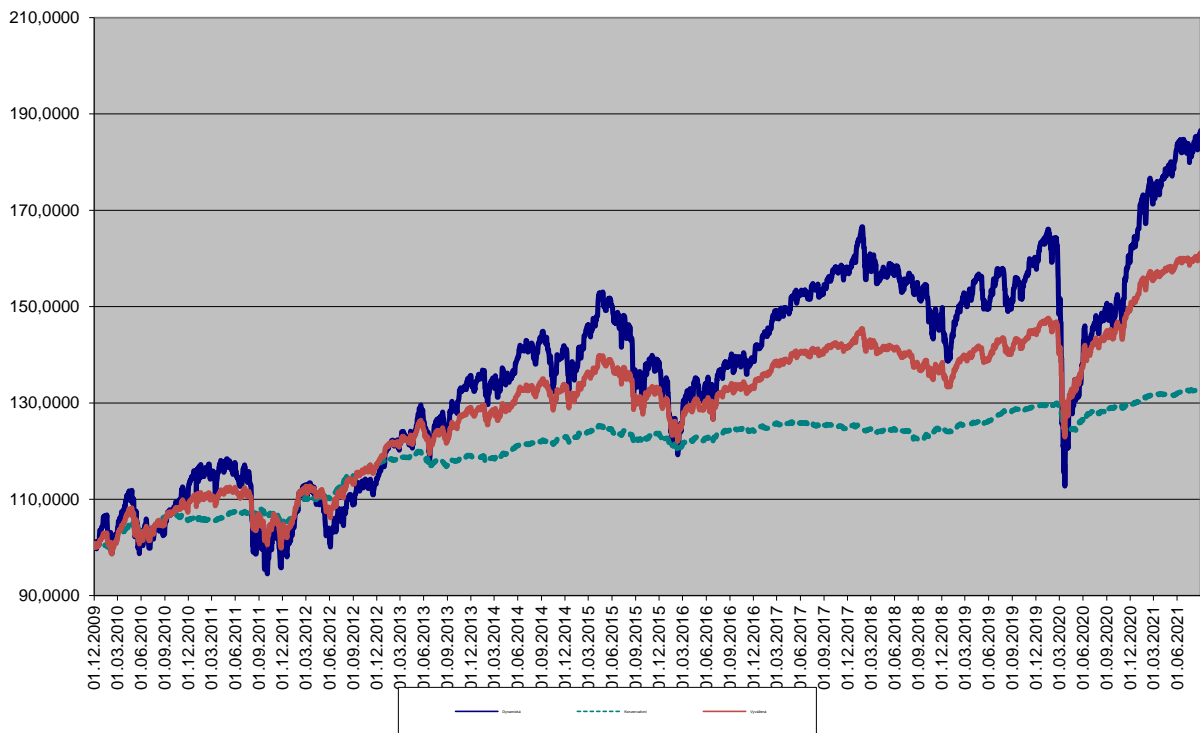
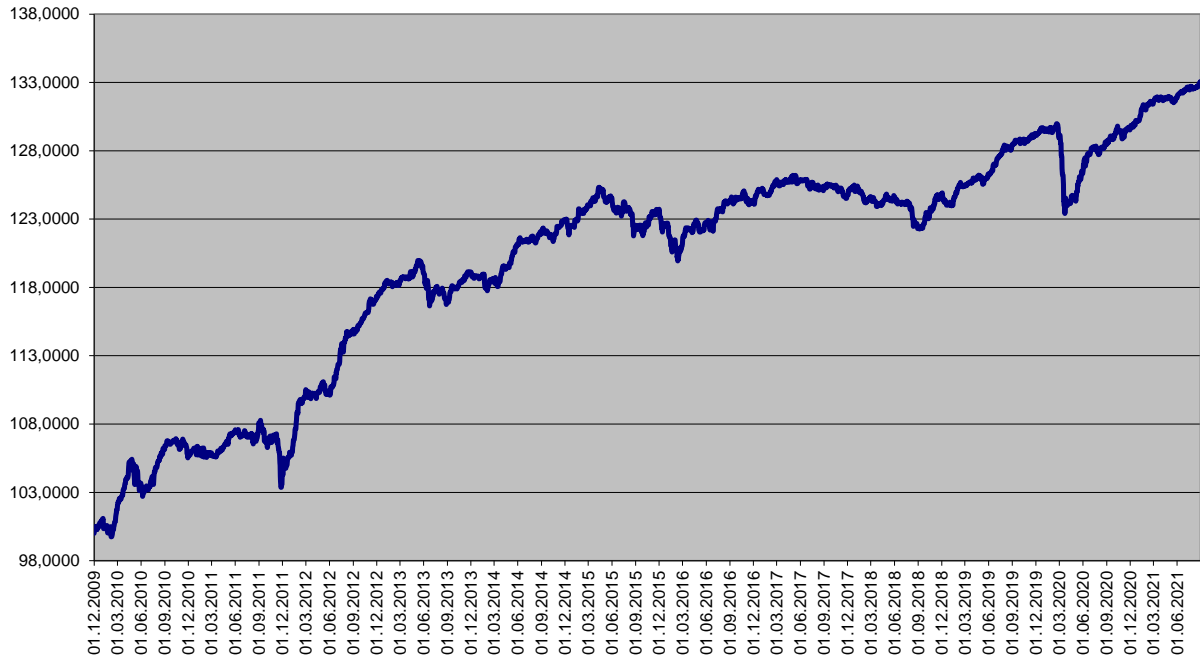
Dynamická strategie



Vyvážená strategie



Konzervativní strategie



Garantovaný fond 2016

