

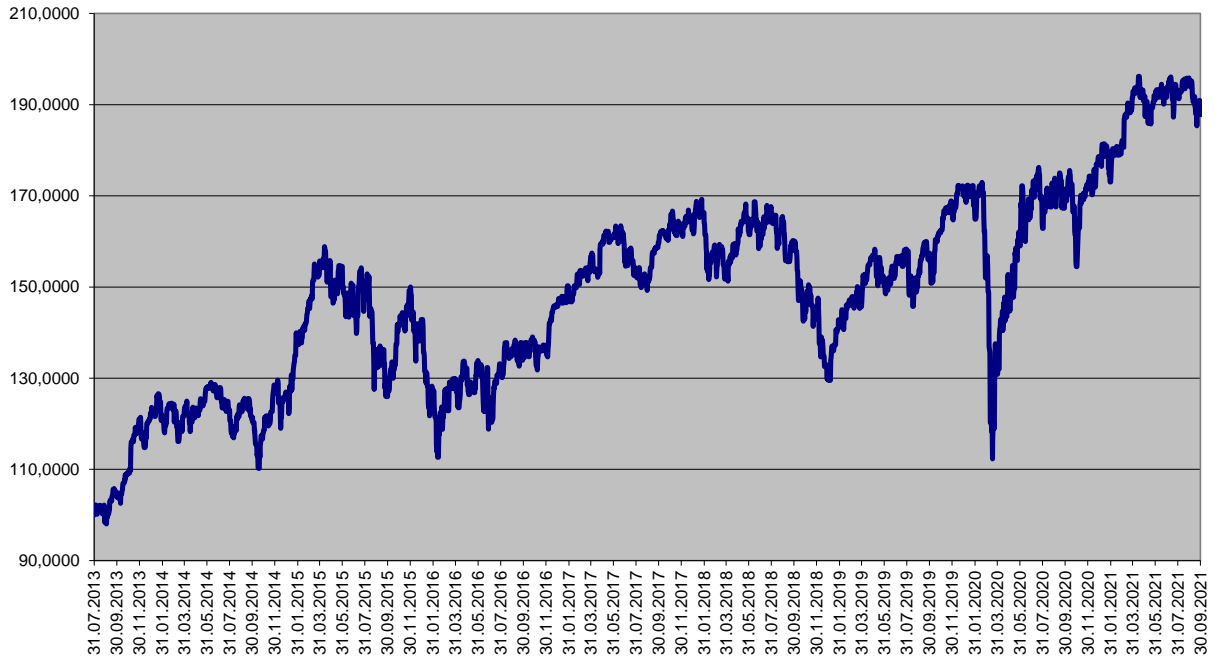
Ceny podílových jednotek
Investiční životní pojištění

Datum	MEAG EuroBalance	Fond MEAG EuroRent	MEAG Proinvest	Dynamická (Conseq)	Strategie Vyvážená (Conseq)	Konzervativní (Conseq)
30.09.2021	150,5643	116,2802	187,7887	182,4943	132,7845	159,5422
29.09.2021	151,2687	116,2101	188,6067	182,5753	132,7631	159,5635
28.09.2021	153,4610	116,2019	190,9289	184,8536	132,8639	160,3925
27.09.2021	153,4610	116,2019	190,9289	184,8536	132,8639	160,3925
24.09.2021	153,9418	116,1168	189,9980	184,5884	132,7610	160,2297
23.09.2021	154,1263	116,0520	190,6049	185,2304	132,8018	160,4416
22.09.2021	153,3404	116,4651	189,1694	183,8814	132,7407	159,9873
21.09.2021	152,6515	116,5425	187,4869	182,7983	132,6785	159,6110
20.09.2021	152,0104	116,5823	185,3399	182,0889	132,6557	159,3604
17.09.2021	153,1467	115,8890	187,9696	184,7409	132,6540	160,1947
16.09.2021	154,0638	115,9319	189,7177	185,3614	132,6991	160,4174
15.09.2021	154,1598	116,1526	189,7300	185,7042	132,7217	160,5874
14.09.2021	154,8329	116,5857	191,7974	186,0708	132,7726	160,7595
13.09.2021	154,6876	116,3275	191,3331	186,4730	132,8057	160,8782
10.09.2021	154,2477	116,0894	190,6376	186,2498	132,7107	160,7544
09.09.2021	155,1903	116,7064	191,9813	186,4452	132,9893	161,0608
08.09.2021	155,1597	116,4593	191,7269	186,7766	132,9822	161,1515
07.09.2021	156,0046	116,5365	194,4089	187,7958	132,9856	161,5076
06.09.2021	156,3759	116,7064	195,1766	188,3766	133,0327	161,7258
03.09.2021	155,9799	116,7609	193,8849	187,3433	132,9941	161,3715
02.09.2021	156,0553	116,6892	194,4276	187,4098	132,9879	161,3620
01.09.2021	155,9185	116,7524	194,4588	187,0550	133,0034	161,2550
31.08.2021	156,5001	117,3559	194,9488	186,5603	133,0214	161,1553
30.07.2021	153,3711	117,6161	191,8672	182,1174	132,5319	159,3808
30.06.2021	150,5548	116,5345	191,5822	183,5068	132,4863	159,7496
31.05.2021	148,4290	116,2717	191,1382	182,4883	131,8389	159,0720
30.04.2021	149,4123	118,5629	191,3880	178,2753	157,8687	131,9113
31.03.2021	148,9640	120,4059	191,6009	175,1412	156,6391	131,7957
26.02.2021	146,4084	120,6361	179,1955	171,3250	155,3742	131,4121
29.01.2021	144,9013	121,3190	173,0237	167,2410	153,4692	130,9906
31.12.2020	145,9256	122,7916	177,4764	166,1230	152,5658	130,2046
30.11.2020	142,3996	122,4190	171,5410	159,1027	149,0504	129,5297
30.10.2020	141,7521	126,7341	154,4578	144,8853	143,1900	128,8783
30.09.2020	142,6505	125,6299	171,5091	147,9257	144,5905	129,1663
31.08.2020	139,1588	120,0515	169,4177	148,9464	144,0753	128,4978
31.07.2020	137,6045	120,1600	162,8729	144,3895	141,4587	127,7209
30.06.2020	139,7981	121,3806	167,3824	142,1708	140,4209	127,9283
29.05.2020	139,0954	120,6837	159,3228	137,6487	137,2123	126,3200
30.04.2020	137,1052	120,6210	149,5225	133,6407	134,1356	124,5731
31.03.2020	130,7366	119,3723	135,0752	123,5891	128,8503	124,0940
28.02.2020	128,1386	117,1059	151,9941	148,4079	140,1762	128,9553
31.01.2020	131,9432	116,1285	164,9080	159,2110	144,7315	129,3551
31.12.2019	133,4263	115,2331	170,0926	162,9799	146,4867	129,4348
29.11.2019	132,3957	116,0816	168,4510	159,4856	144,8681	129,2294
31.10.2019	131,5911	116,3938	162,4185	156,3934	143,3157	128,6866

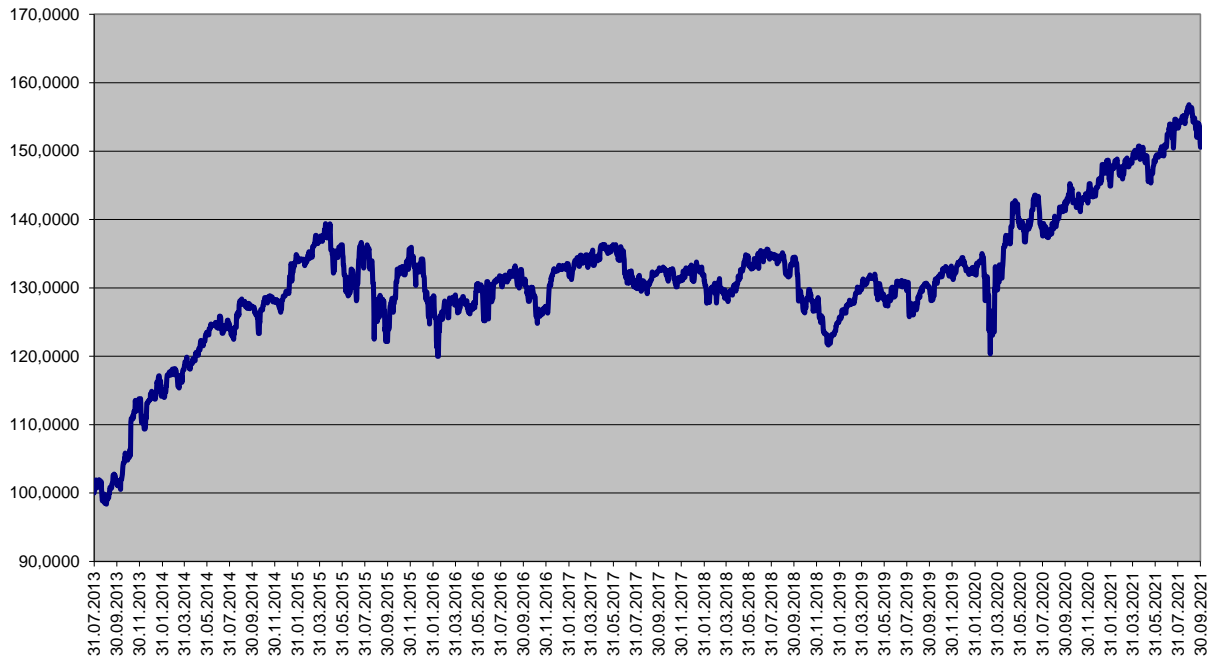
Ceny podílových jednotek
Investiční životní pojištění

Datum	Garantovaný	Garantovaný 2015	Garantovaný 2016
30.09.2021	112,4626	105,0369	104,4251
29.09.2021	112,4583	105,0346	104,4226
28.09.2021	112,4498	105,0300	104,4175
27.09.2021	112,4498	105,0300	104,4175
24.09.2021	112,4370	105,0232	104,4098
23.09.2021	112,4327	105,0209	104,4072
22.09.2021	112,4284	105,0186	104,4047
21.09.2021	112,4241	105,0163	104,4021
20.09.2021	112,4198	105,0140	104,3996
17.09.2021	112,4070	105,0071	104,3919
16.09.2021	112,4027	105,0048	104,3893
15.09.2021	112,3985	105,0026	104,3868
14.09.2021	112,3942	105,0003	104,3842
13.09.2021	112,3899	104,9980	104,3816
10.09.2021	112,3771	104,9911	104,3740
09.09.2021	112,3728	104,9888	104,3714
08.09.2021	112,3685	104,9865	104,3688
07.09.2021	112,3643	104,9842	104,3663
06.09.2021	112,3600	104,9820	104,3637
03.09.2021	112,3472	104,9751	104,3561
02.09.2021	112,3429	104,9728	104,3535
01.09.2021	112,3386	104,9705	104,3509
31.08.2021	112,3344	104,9682	104,3484
30.07.2021	112,1977	104,8950	104,2666
30.06.2021	112,0697	104,8264	104,1899
31.05.2021	111,9419	104,7579	104,1133
30.04.2021	111,8100	104,6871	104,0342
31.03.2021	111,6825	104,6187	103,9577
26.02.2021	111,5403	104,5423	103,8724
29.01.2021	111,4217	104,4786	103,8012
31.12.2020	111,2990	104,4127	103,7276
30.11.2020	111,1680	104,3422	103,6489
30.10.2020	111,0372	104,2718	103,5703
30.09.2020	110,9107	104,2037	103,4942
31.08.2020	110,7844	104,1357	103,4183
31.07.2020	110,6540	104,0655	103,3398
30.06.2020	110,5238	103,9952	103,2614
29.05.2020	110,3896	103,9228	103,1805
30.04.2020	110,2680	103,8572	103,1073
31.03.2020	110,1424	103,7894	103,0316
28.02.2020	110,0086	103,7171	102,9509
31.01.2020	109,8917	103,6539	102,8804
31.12.2019	109,7624	103,5840	102,8024
29.11.2019	109,6287	103,5117	102,7216
31.10.2019	109,5076	103,4462	102,6485

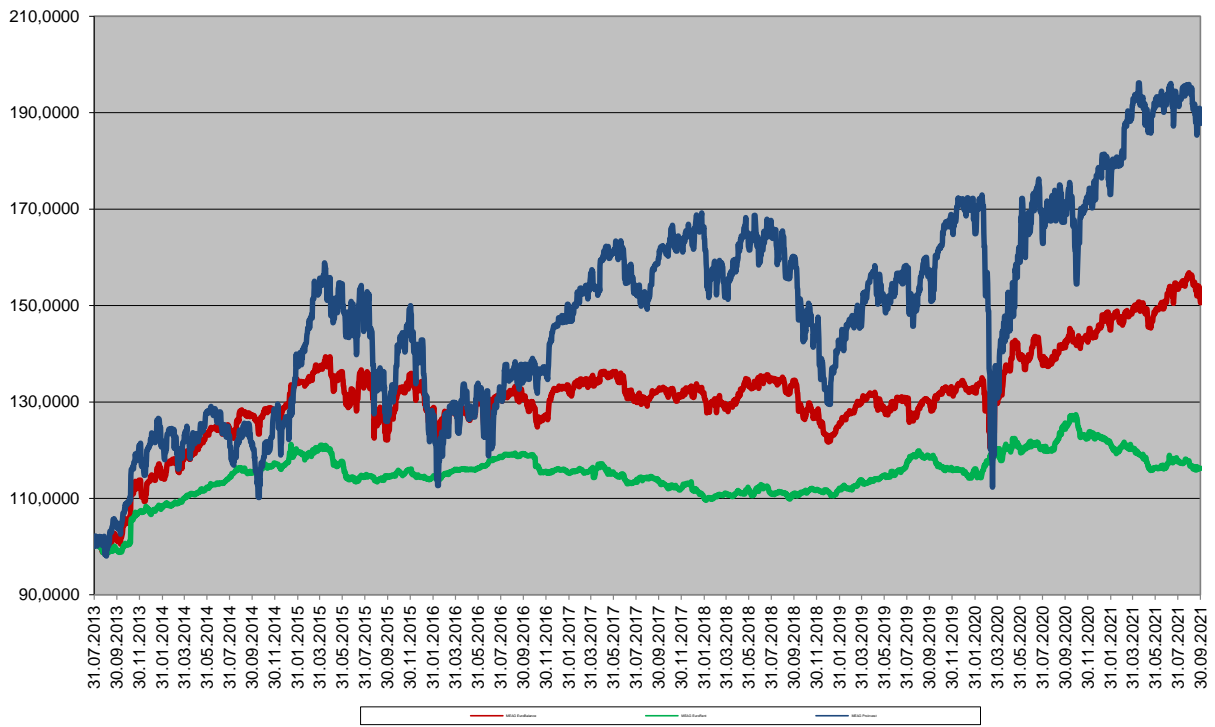
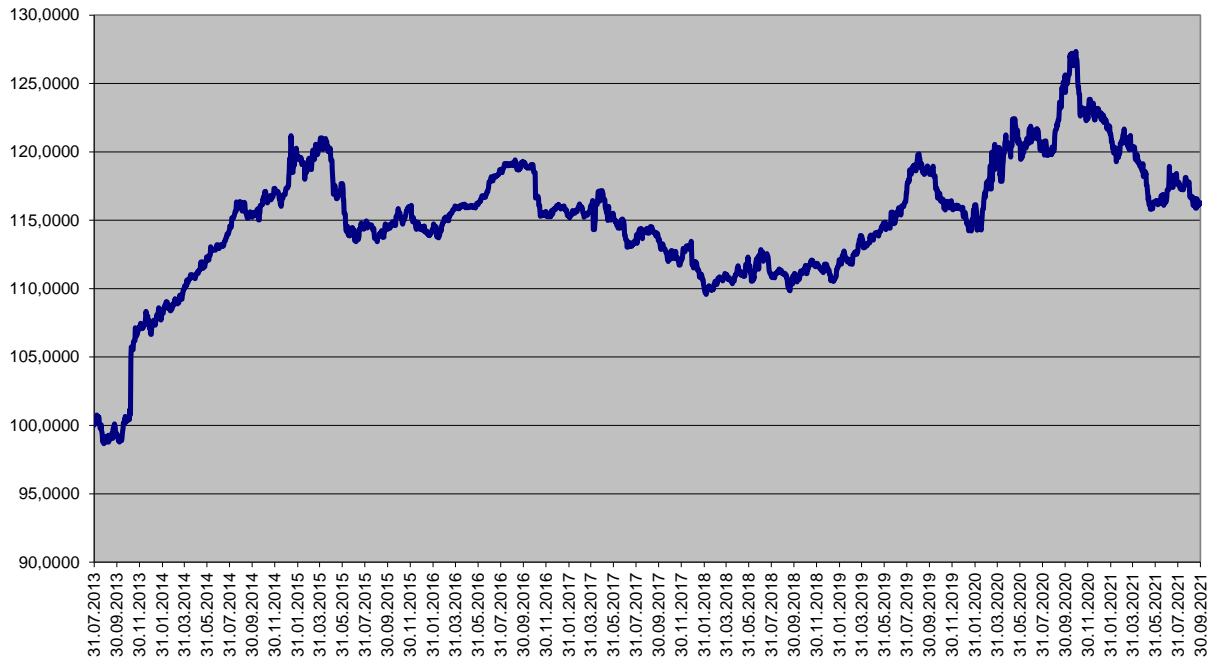
Finanční fond MEAG ProInvest



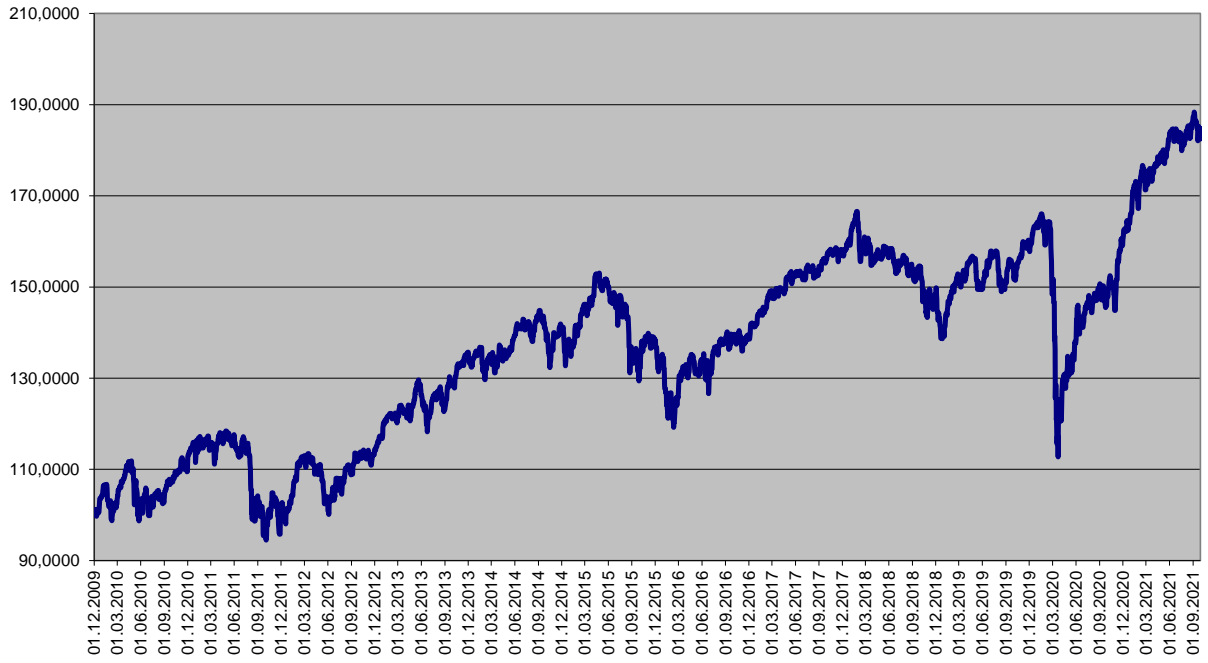
Finanční fond MEAG EuroBalance



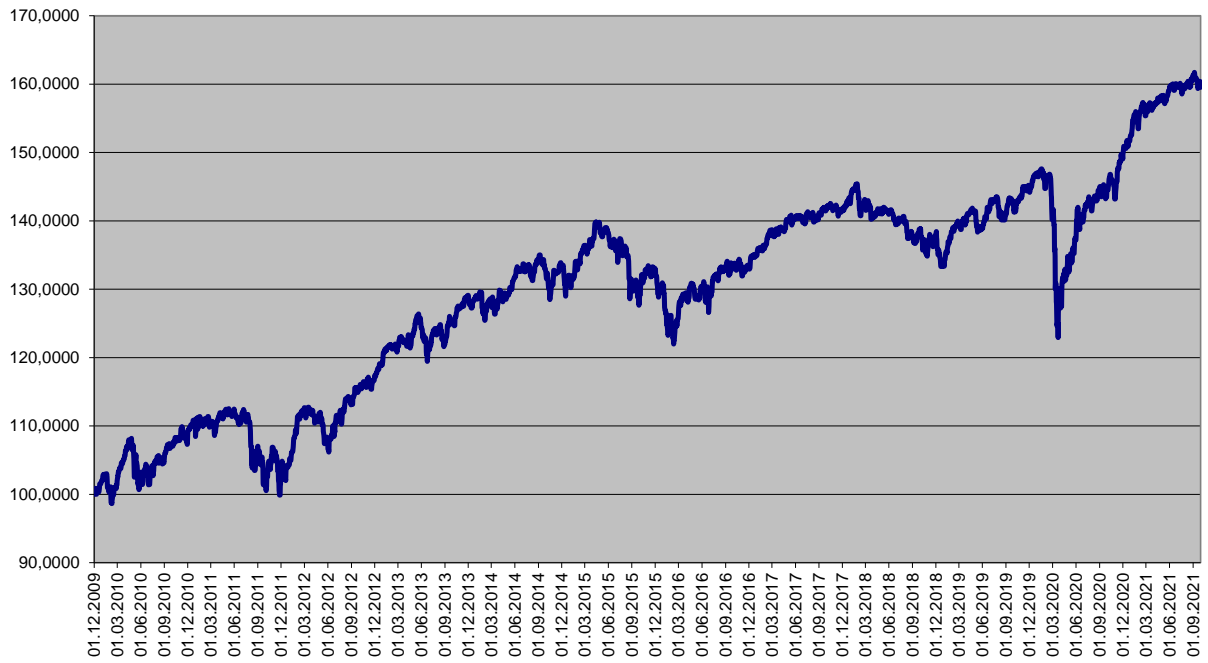
Finanční fond MEAG EuroRent



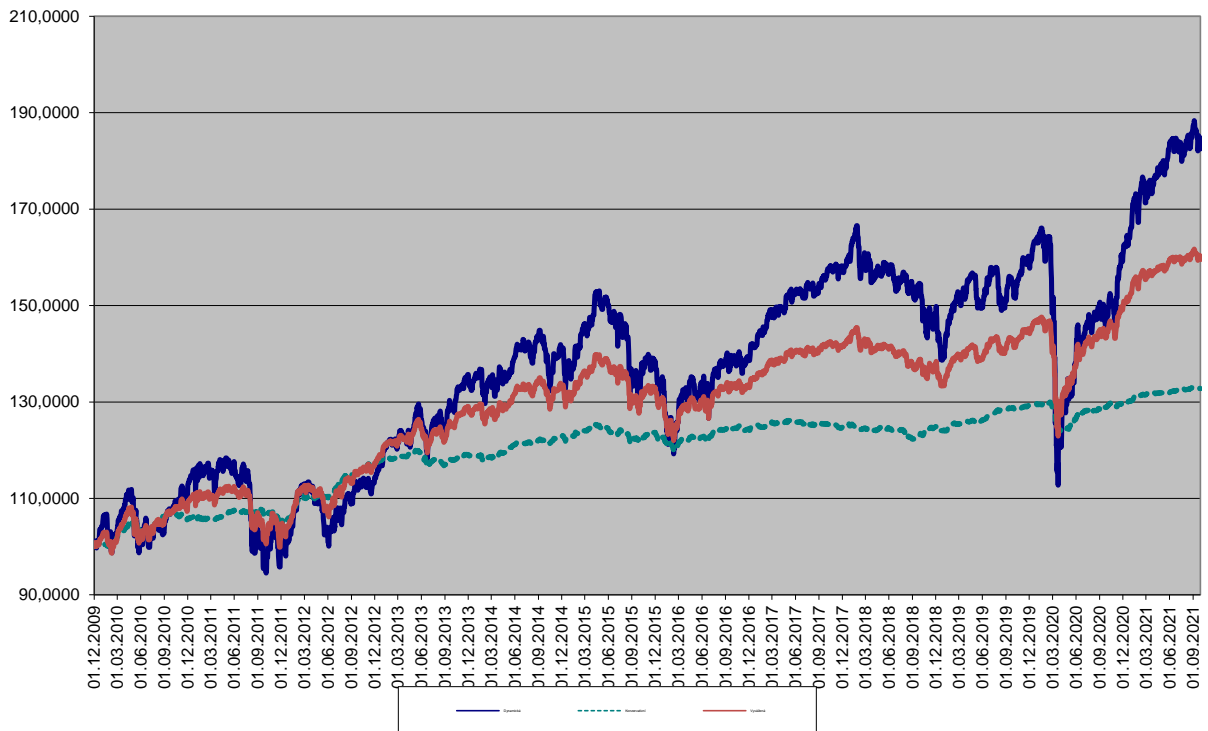
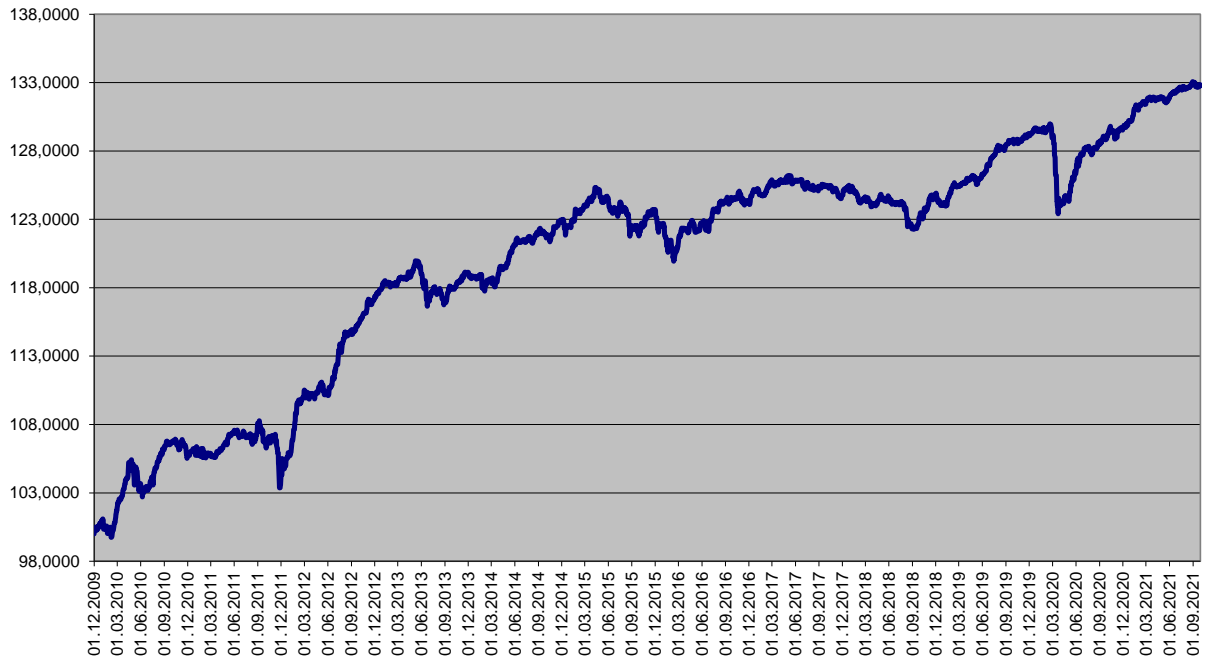
Dynamická strategie



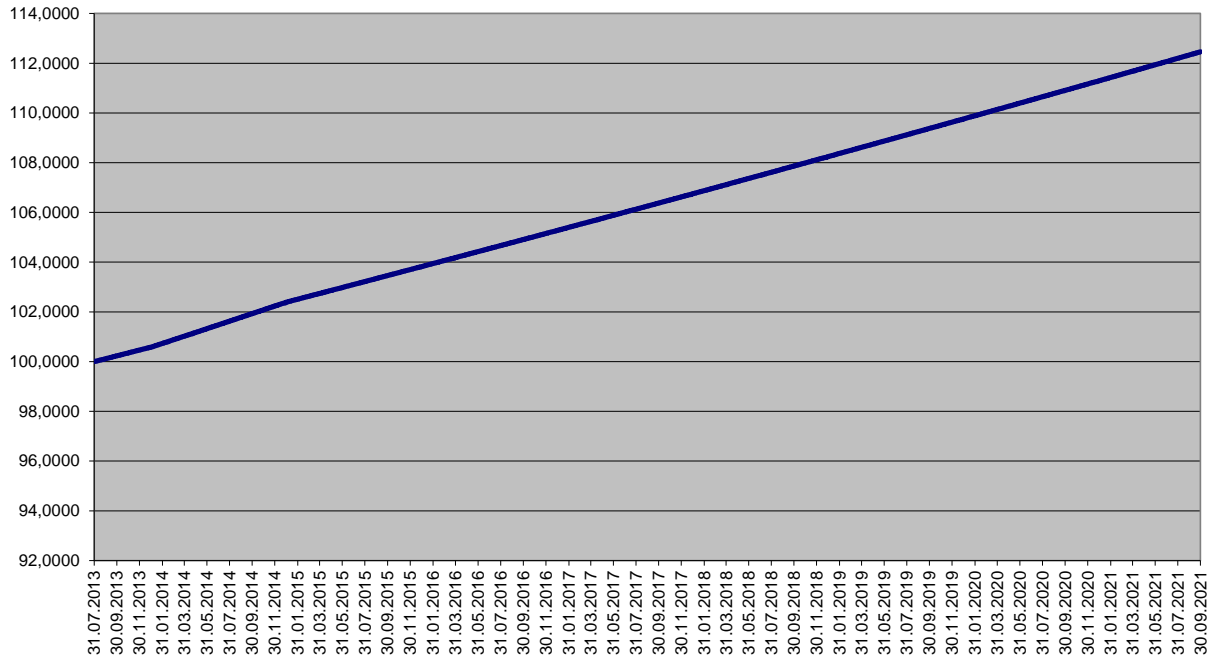
Vyvážená strategie



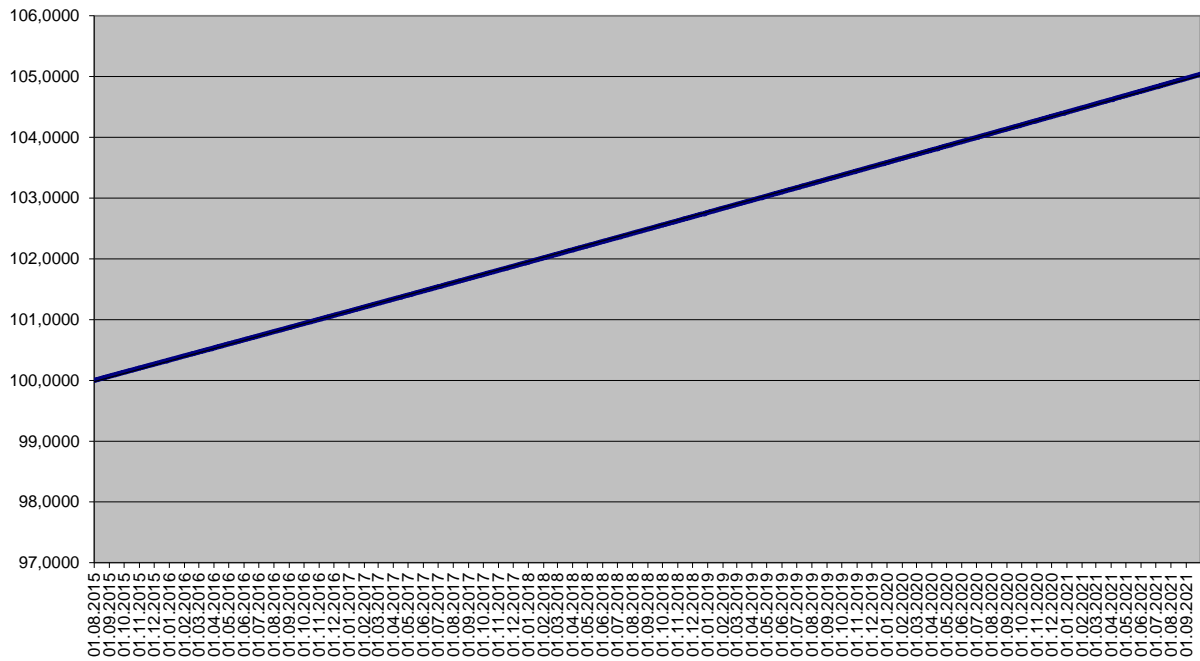
Konzervativní strategie



Garantovaný fond



Garantovaný fond 2015



Garantovaný fond 2016

