

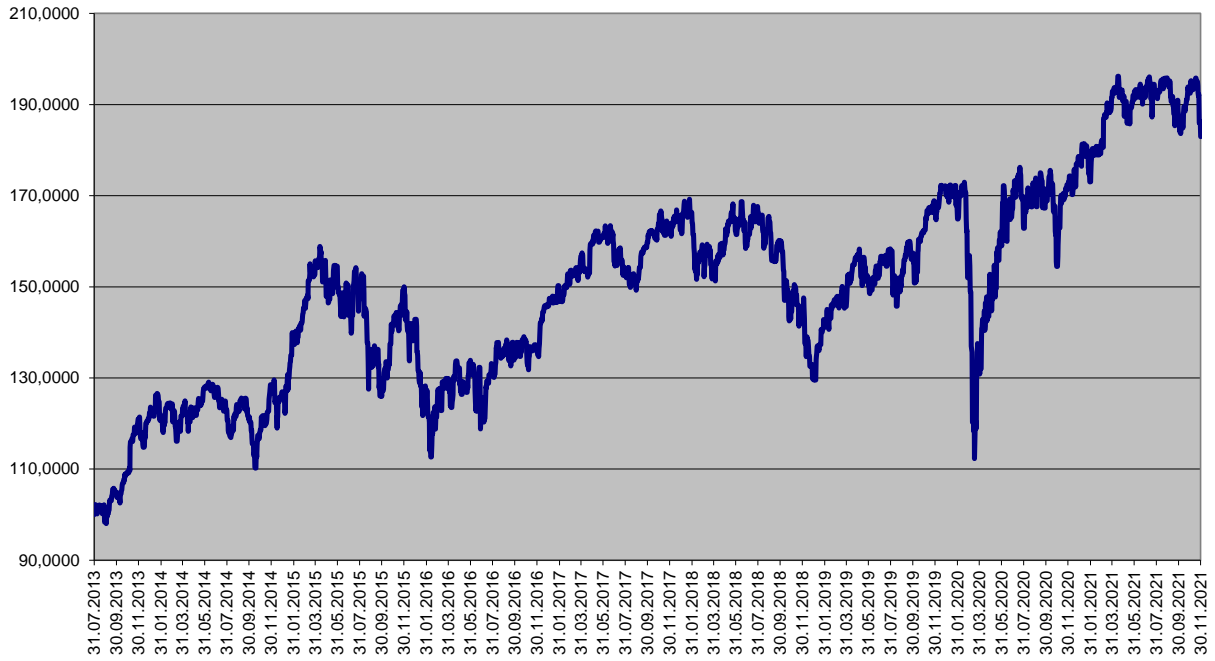
Ceny podílových jednotek  
Investiční životní pojištění

| Datum      | MEAG<br>EuroBalance | Fond<br>MEAG<br>EuroRent | MEAG<br>Proinvest | Dynamická<br>(Conseq) | Strategie<br>Vyvážená<br>(Conseq) | Konzervativní<br>(Conseq) |
|------------|---------------------|--------------------------|-------------------|-----------------------|-----------------------------------|---------------------------|
| 30.11.2021 | 154,3654            | 116,0415                 | 182,9664          | 182,1798              | 132,9439                          | 159,3521                  |
| 29.11.2021 | 156,5903            | 116,4741                 | 186,3410          | 183,5963              | 133,1567                          | 159,9181                  |
| 26.11.2021 | 155,5615            | 116,5647                 | 185,9399          | 182,7348              | 133,0835                          | 159,5930                  |
| 25.11.2021 | 157,5560            | 115,5518                 | 192,2222          | 187,0602              | 133,3018                          | 161,0409                  |
| 24.11.2021 | 157,3387            | 115,5902                 | 191,9034          | 186,8200              | 133,2974                          | 160,9705                  |
| 23.11.2021 | 156,8756            | 115,5280                 | 192,5836          | 186,8520              | 133,1879                          | 160,9299                  |
| 22.11.2021 | 157,4311            | 115,6582                 | 194,0377          | 187,4953              | 133,2297                          | 161,1665                  |
| 19.11.2021 | 158,1983            | 115,9901                 | 195,0841          | 187,8937              | 133,2807                          | 161,3549                  |
| 18.11.2021 | 157,2675            | 114,8488                 | 194,6593          | 188,3424              | 133,1651                          | 161,4064                  |
| 17.11.2021 | 157,3166            | 114,7375                 | 195,8069          | 189,7905              | 133,2082                          | 161,8958                  |
| 16.11.2021 | 157,3166            | 114,7375                 | 195,8069          | 189,7905              | 133,2082                          | 161,8958                  |
| 15.11.2021 | 156,9533            | 114,7434                 | 194,6959          | 189,9263              | 133,1726                          | 161,9643                  |
| 12.11.2021 | 156,7162            | 115,0057                 | 194,1355          | 189,9206              | 133,2000                          | 162,0096                  |
| 11.11.2021 | 156,3182            | 114,9998                 | 194,1252          | 189,5035              | 133,1716                          | 161,8610                  |
| 10.11.2021 | 155,8681            | 115,0174                 | 193,6001          | 188,7228              | 133,1479                          | 161,5753                  |
| 09.11.2021 | 156,4613            | 115,2455                 | 193,2522          | 189,0652              | 133,1411                          | 161,6638                  |
| 08.11.2021 | 156,9748            | 115,2742                 | 193,9432          | 189,2961              | 133,1565                          | 161,7641                  |
| 05.11.2021 | 157,2777            | 115,4999                 | 194,4047          | 189,0094              | 133,1616                          | 161,6156                  |
| 04.11.2021 | 158,1073            | 116,1368                 | 195,2571          | 188,6511              | 133,2911                          | 161,6807                  |
| 03.11.2021 | 157,7654            | 116,0572                 | 195,1742          | 188,1793              | 133,3861                          | 161,6294                  |
| 02.11.2021 | 157,3728            | 116,0956                 | 195,0017          | 187,6705              | 133,3786                          | 161,4949                  |
| 01.11.2021 | 156,9751            | 115,9381                 | 192,4912          | 187,5454              | 133,4225                          | 161,5021                  |
| 29.10.2021 | 157,3425            | 116,2095                 | 192,9417          | 187,1338              | 133,4100                          | 161,4257                  |
| 30.09.2021 | 150,5643            | 116,2802                 | 187,7887          | 182,4943              | 132,7845                          | 159,5422                  |
| 31.08.2021 | 156,5001            | 117,3559                 | 194,9488          | 186,5603              | 133,0214                          | 161,1553                  |
| 30.07.2021 | 153,3711            | 117,6161                 | 191,8672          | 182,1174              | 132,5319                          | 159,3808                  |
| 30.06.2021 | 150,5548            | 116,5345                 | 191,5822          | 183,5068              | 132,4863                          | 159,7496                  |
| 31.05.2021 | 148,4290            | 116,2717                 | 191,1382          | 182,4883              | 131,8389                          | 159,0720                  |
| 30.04.2021 | 149,4123            | 118,5629                 | 191,3880          | 178,2753              | 157,8687                          | 131,9113                  |
| 31.03.2021 | 148,9640            | 120,4059                 | 191,6009          | 175,1412              | 156,6391                          | 131,7957                  |
| 26.02.2021 | 146,4084            | 120,6361                 | 179,1955          | 171,3250              | 155,3742                          | 131,4121                  |
| 29.01.2021 | 144,9013            | 121,3190                 | 173,0237          | 167,2410              | 153,4692                          | 130,9906                  |
| 31.12.2020 | 145,9256            | 122,7916                 | 177,4764          | 166,1230              | 152,5658                          | 130,2046                  |
| 30.11.2020 | 142,3996            | 122,4190                 | 171,5410          | 159,1027              | 149,0504                          | 129,5297                  |
| 30.10.2020 | 141,7521            | 126,7341                 | 154,4578          | 144,8853              | 143,1900                          | 128,8783                  |
| 30.09.2020 | 142,6505            | 125,6299                 | 171,5091          | 147,9257              | 144,5905                          | 129,1663                  |
| 31.08.2020 | 139,1588            | 120,0515                 | 169,4177          | 148,9464              | 144,0753                          | 128,4978                  |
| 31.07.2020 | 137,6045            | 120,1600                 | 162,8729          | 144,3895              | 141,4587                          | 127,7209                  |
| 30.06.2020 | 139,7981            | 121,3806                 | 167,3824          | 142,1708              | 140,4209                          | 127,9283                  |
| 29.05.2020 | 139,0954            | 120,6837                 | 159,3228          | 137,6487              | 137,2123                          | 126,3200                  |
| 30.04.2020 | 137,1052            | 120,6210                 | 149,5225          | 133,6407              | 134,1356                          | 124,5731                  |
| 31.03.2020 | 130,7366            | 119,3723                 | 135,0752          | 123,5891              | 128,8503                          | 124,0940                  |
| 28.02.2020 | 128,1386            | 117,1059                 | 151,9941          | 148,4079              | 140,1762                          | 128,9553                  |
| 31.01.2020 | 131,9432            | 116,1285                 | 164,9080          | 159,2110              | 144,7315                          | 129,3551                  |
| 31.12.2019 | 133,4263            | 115,2331                 | 170,0926          | 162,9799              | 146,4867                          | 129,4348                  |

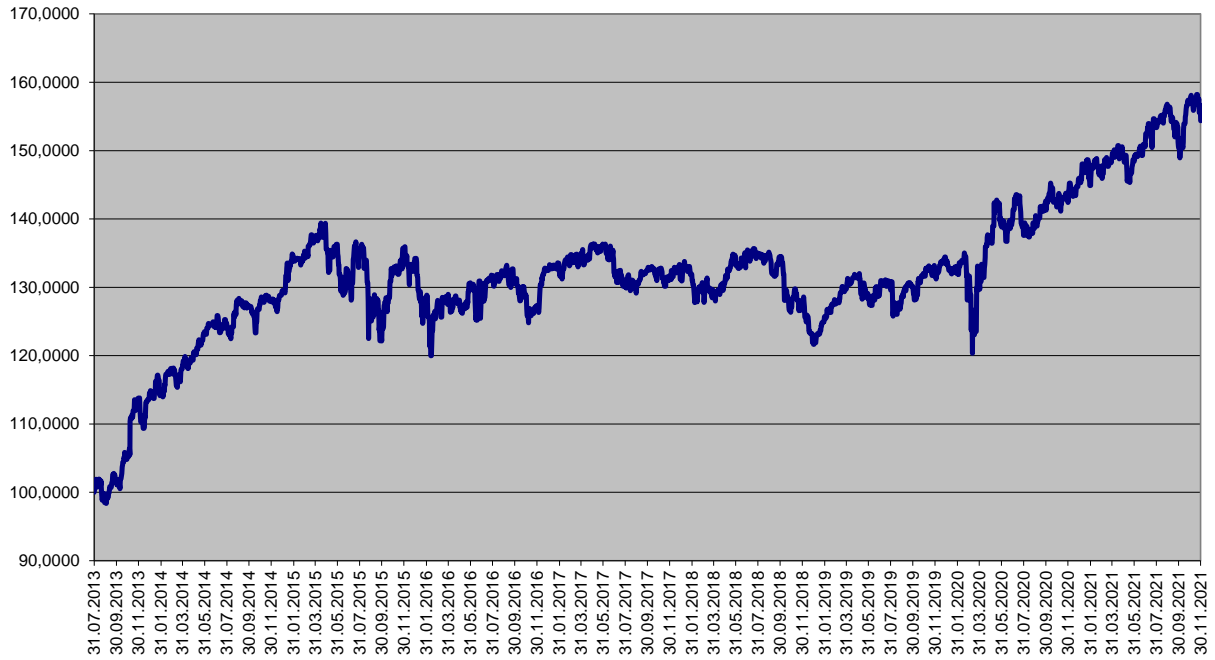
Ceny podílových jednotek  
**Investiční životní pojištění**

| Datum      | Garantovaný | Garantovaný<br>2015 | Garantovaný<br>2016 |
|------------|-------------|---------------------|---------------------|
| 30.11.2021 | 112,7239    | 105,1767            | 104,5814            |
| 29.11.2021 | 112,7196    | 105,1744            | 104,5788            |
| 26.11.2021 | 112,7067    | 105,1675            | 104,5712            |
| 25.11.2021 | 112,7024    | 105,1652            | 104,5686            |
| 24.11.2021 | 112,6981    | 105,1629            | 104,5660            |
| 23.11.2021 | 112,6939    | 105,1606            | 104,5635            |
| 22.11.2021 | 112,6896    | 105,1583            | 104,5609            |
| 19.11.2021 | 112,6767    | 105,1515            | 104,5532            |
| 18.11.2021 | 112,6724    | 105,1492            | 104,5507            |
| 17.11.2021 | 112,6639    | 105,1446            | 104,5455            |
| 16.11.2021 | 112,6639    | 105,1446            | 104,5455            |
| 15.11.2021 | 112,6596    | 105,1423            | 104,5430            |
| 12.11.2021 | 112,6467    | 105,1354            | 104,5353            |
| 11.11.2021 | 112,6424    | 105,1331            | 104,5327            |
| 10.11.2021 | 112,6381    | 105,1308            | 104,5302            |
| 09.11.2021 | 112,6339    | 105,1285            | 104,5276            |
| 08.11.2021 | 112,6296    | 105,1262            | 104,5250            |
| 05.11.2021 | 112,6167    | 105,1194            | 104,5173            |
| 04.11.2021 | 112,6124    | 105,1171            | 104,5148            |
| 03.11.2021 | 112,6082    | 105,1148            | 104,5122            |
| 02.11.2021 | 112,6039    | 105,1125            | 104,5097            |
| 01.11.2021 | 112,5996    | 105,1102            | 104,5071            |
| 29.10.2021 | 112,5867    | 105,1033            | 104,4994            |
| 30.09.2021 | 112,4626    | 105,0369            | 104,4251            |
| 31.08.2021 | 112,3344    | 104,9682            | 104,3484            |
| 30.07.2021 | 112,1977    | 104,8950            | 104,2666            |
| 30.06.2021 | 112,0697    | 104,8264            | 104,1899            |
| 31.05.2021 | 111,9419    | 104,7579            | 104,1133            |
| 30.04.2021 | 111,8100    | 104,6871            | 104,0342            |
| 31.03.2021 | 111,6825    | 104,6187            | 103,9577            |
| 26.02.2021 | 111,5403    | 104,5423            | 103,8724            |
| 29.01.2021 | 111,4217    | 104,4786            | 103,8012            |
| 31.12.2020 | 111,2990    | 104,4127            | 103,7276            |
| 30.11.2020 | 111,1680    | 104,3422            | 103,6489            |
| 30.10.2020 | 111,0372    | 104,2718            | 103,5703            |
| 30.09.2020 | 110,9107    | 104,2037            | 103,4942            |
| 31.08.2020 | 110,7844    | 104,1357            | 103,4183            |
| 31.07.2020 | 110,6540    | 104,0655            | 103,3398            |
| 30.06.2020 | 110,5238    | 103,9952            | 103,2614            |
| 29.05.2020 | 110,3896    | 103,9228            | 103,1805            |
| 30.04.2020 | 110,2680    | 103,8572            | 103,1073            |
| 31.03.2020 | 110,1424    | 103,7894            | 103,0316            |
| 28.02.2020 | 110,0086    | 103,7171            | 102,9509            |
| 31.01.2020 | 109,8917    | 103,6539            | 102,8804            |
| 31.12.2019 | 109,7624    | 103,5840            | 102,8024            |

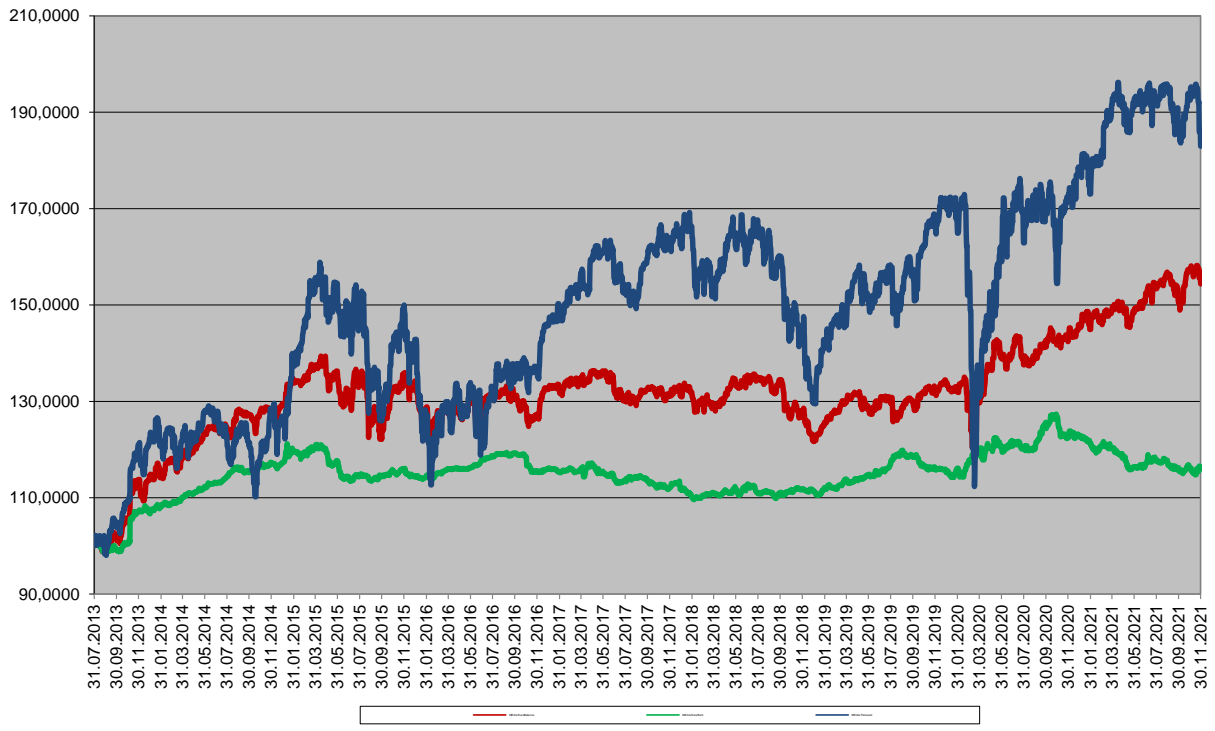
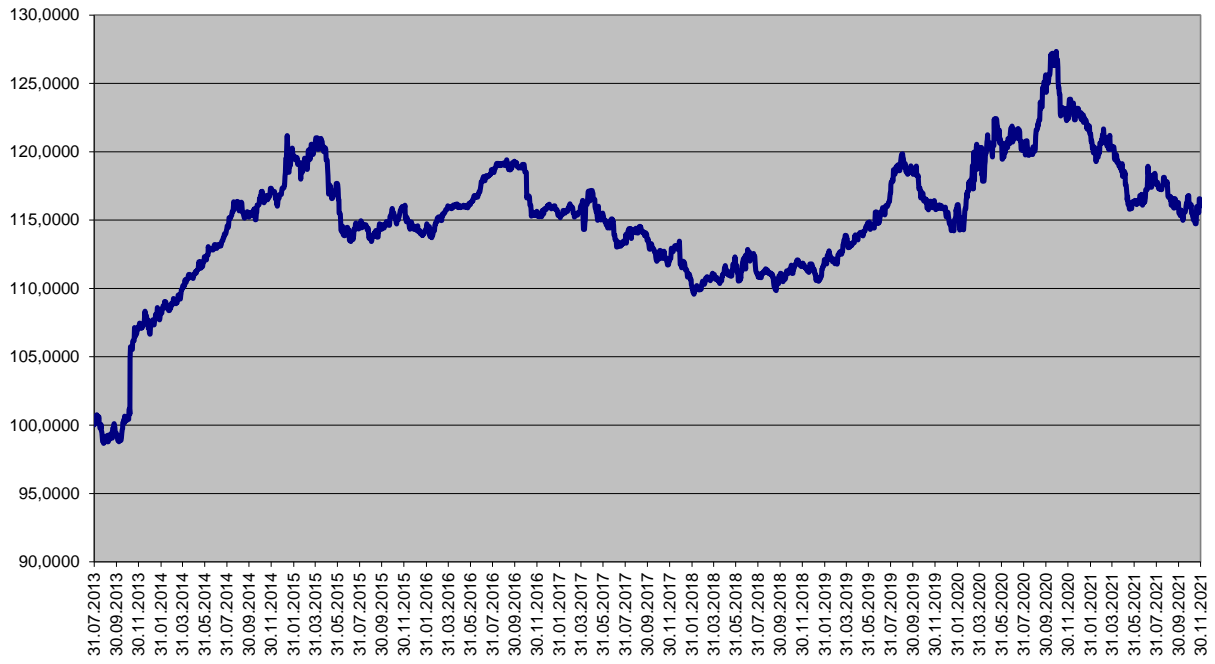
### Finanční fond MEAG ProInvest



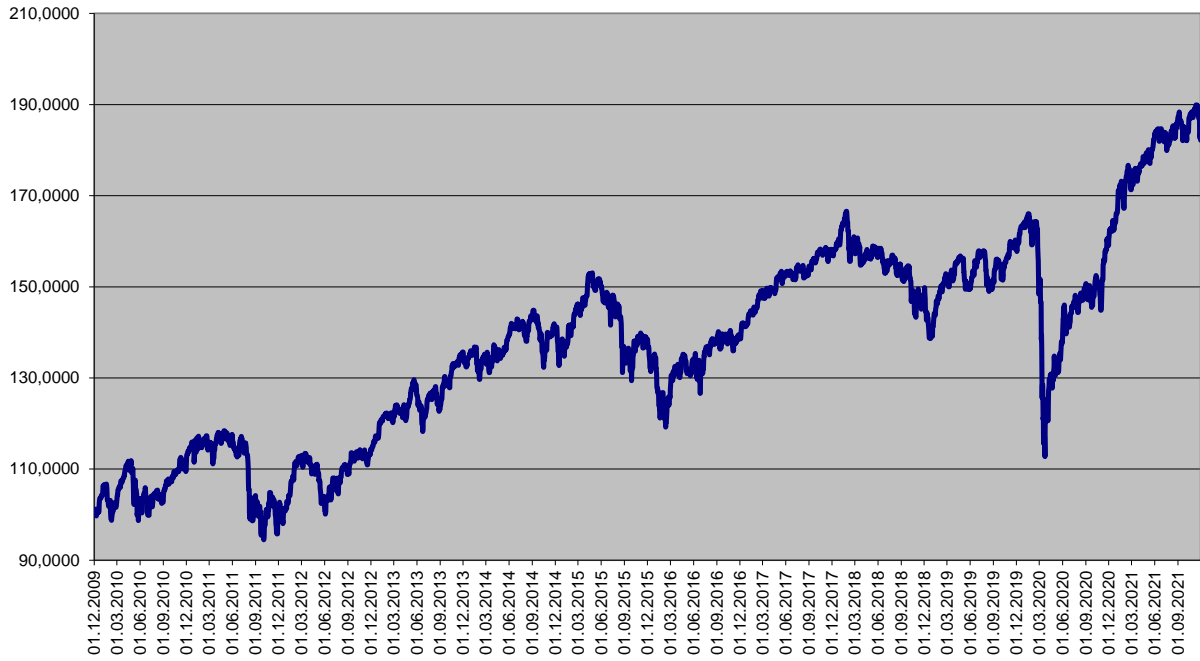
### Finanční fond MEAG EuroBalance



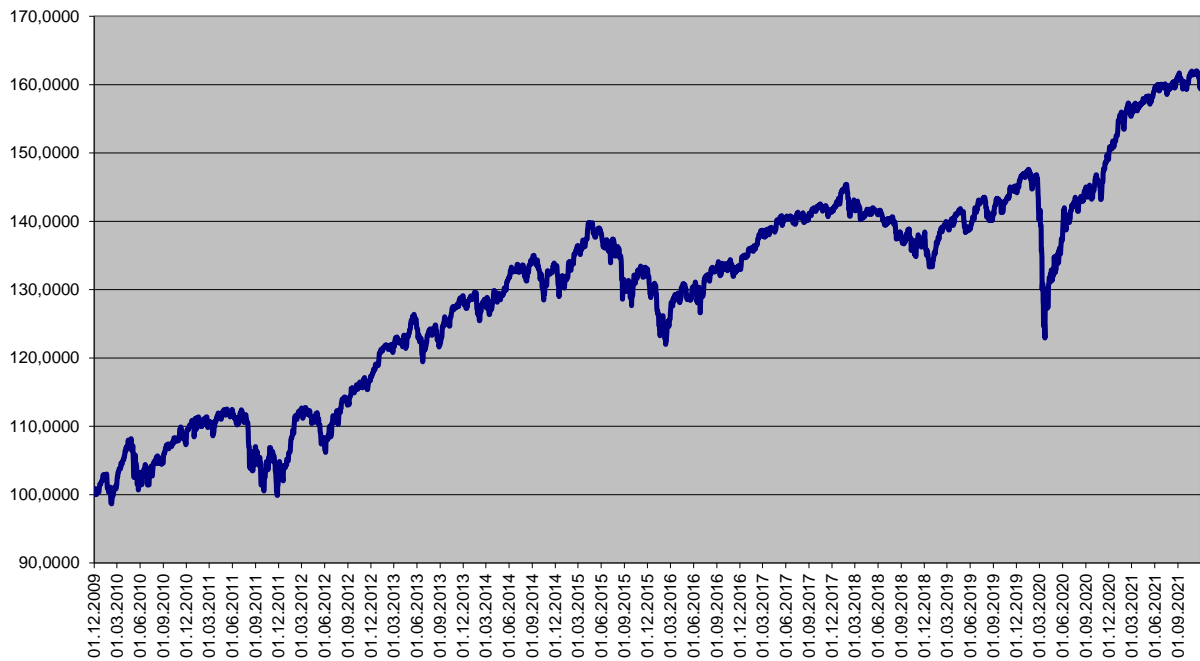
### Finanční fond MEAG EuroRent



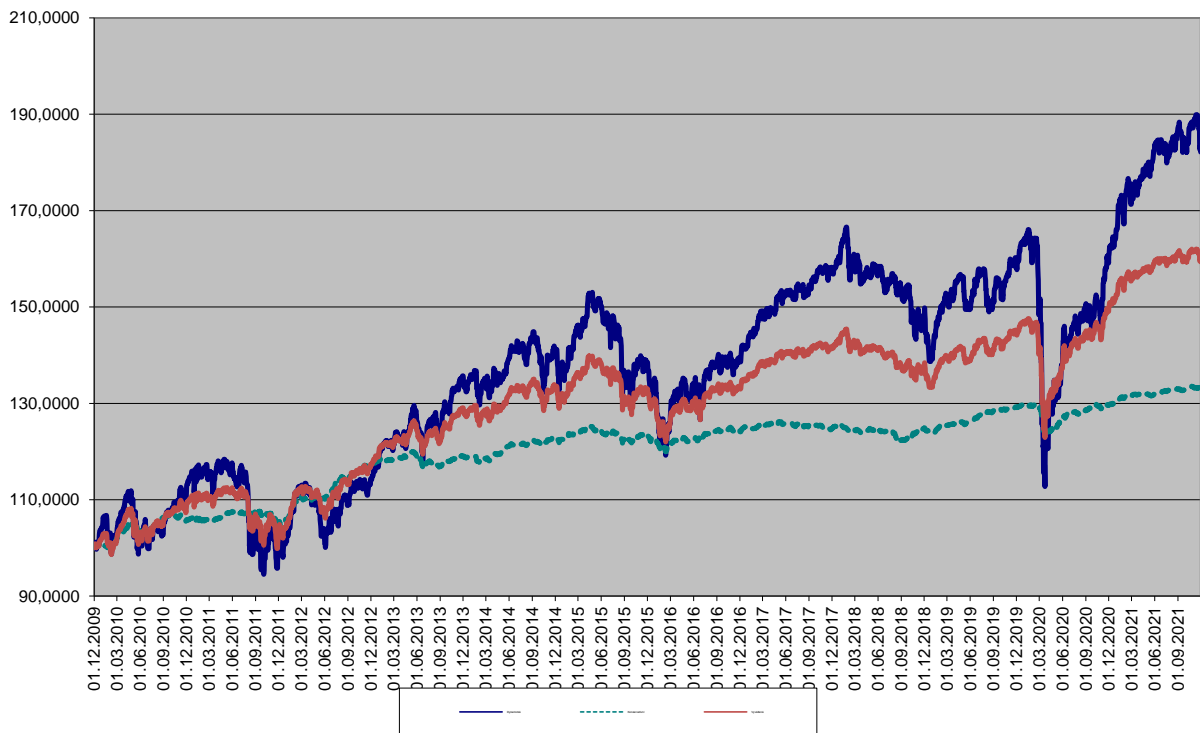
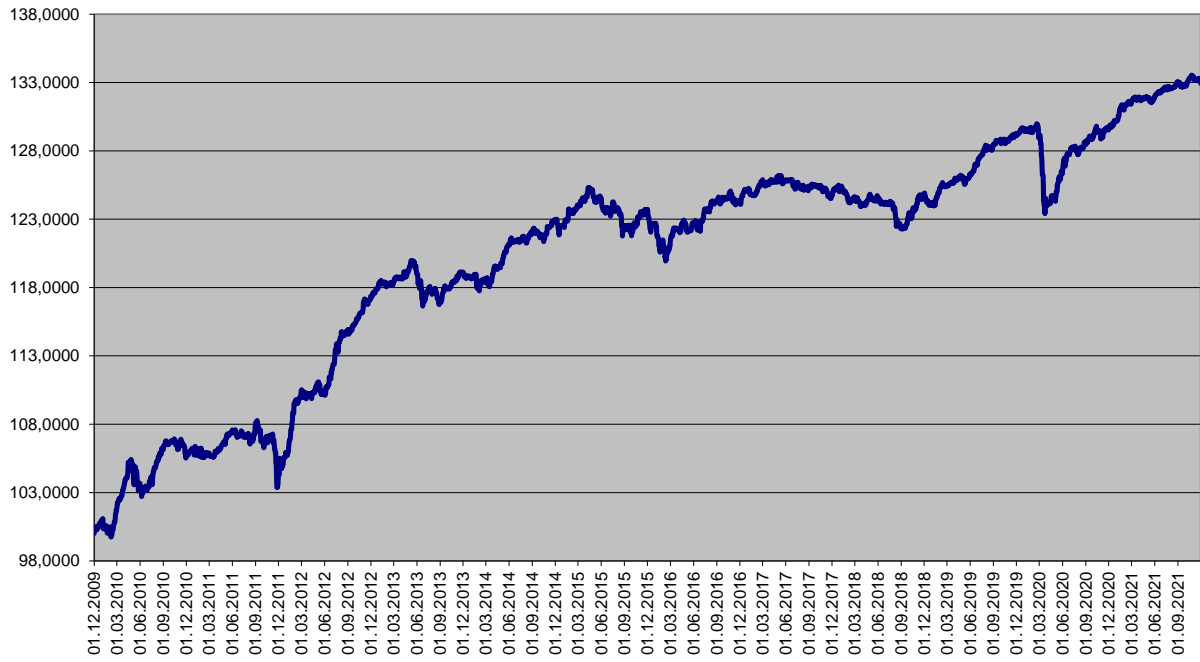
### Dynamická strategie



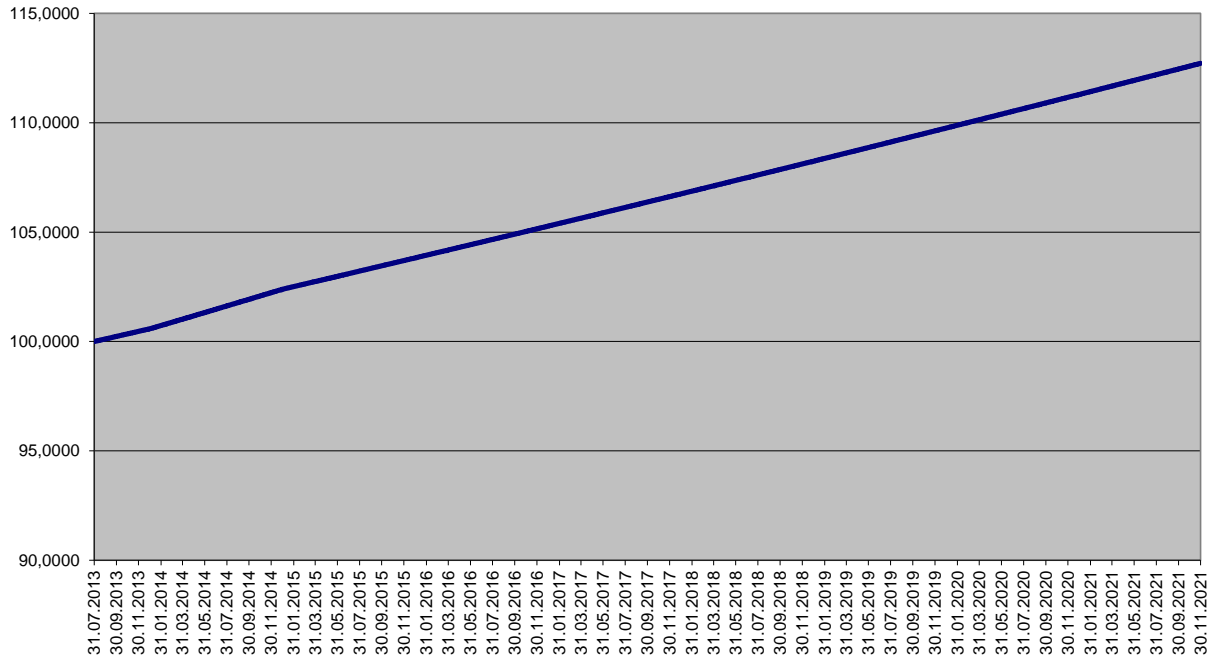
### Vyvážená strategie



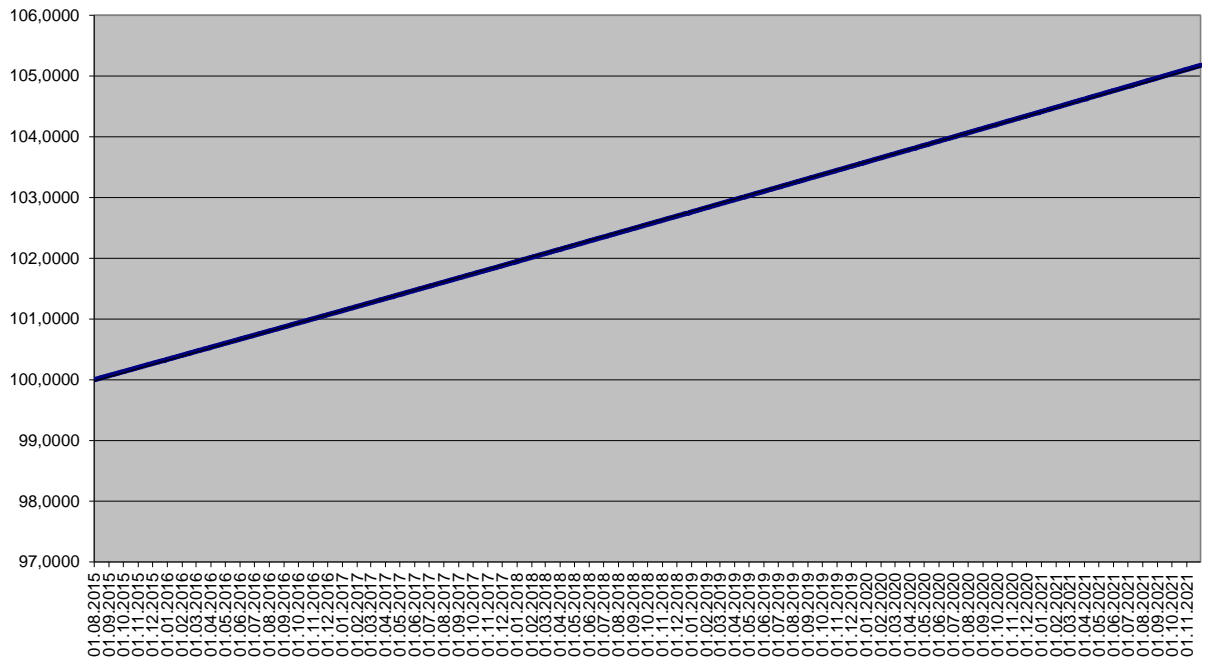
### Konzervativní strategie



### Garantovaný fond



### Garantovaný fond 2015



### Garantovaný fond 2016

