

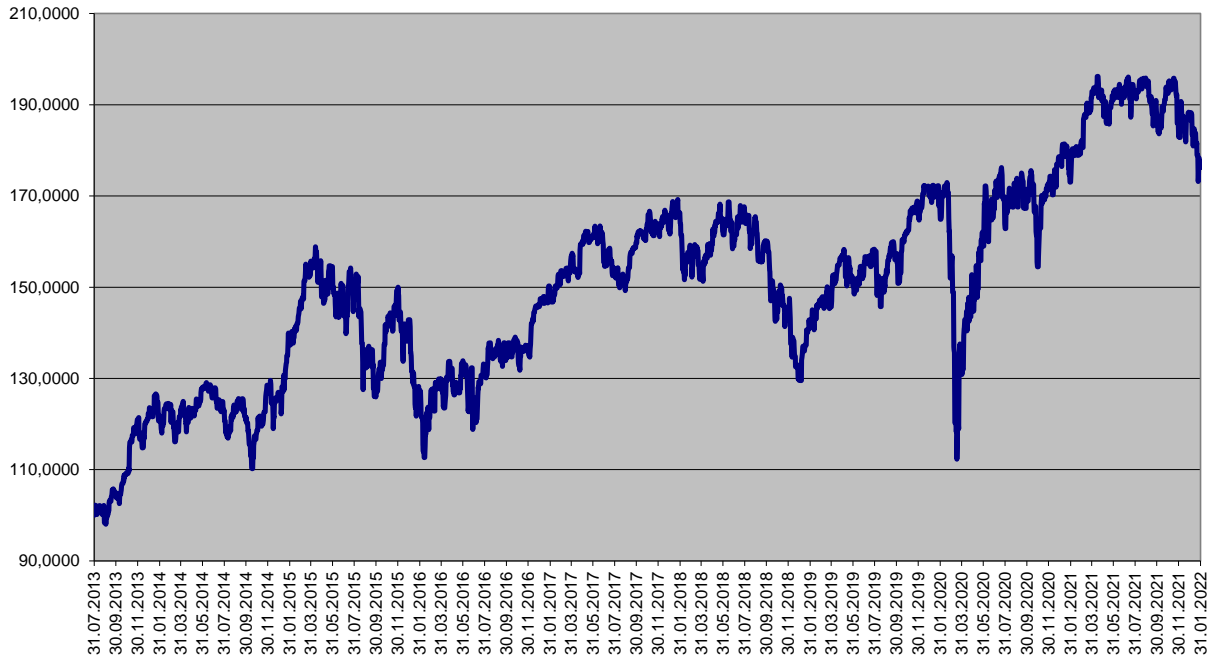
Ceny podílových jednotek  
Investiční životní pojištění

Datum	MEAG EuroBalance	Fond MEAG EuroRent	MEAG Proinvest	Dynamická (Conseq)	Strategie Vyvážená (Conseq)	Konzervativní (Conseq)
31.01.2022	145,6916	108,6888	177,2662	181,8917	132,1884	157,9199
28.01.2022	144,6608	109,2886	176,1686	180,0682	132,1759	157,4306
27.01.2022	144,5599	109,4460	178,2543	180,8085	132,2832	157,7565
26.01.2022	145,1401	109,9574	178,1135	181,8236	132,3768	158,2468
25.01.2022	144,0394	109,9174	173,9835	180,6931	132,1869	157,7242
24.01.2022	144,5258	110,1241	173,1710	180,6442	132,2794	157,8431
21.01.2022	145,6668	109,3159	178,9218	184,3822	132,3578	159,1019
20.01.2022	146,8096	108,8271	181,6527	186,6100	132,4163	159,8363
19.01.2022	147,1831	108,9084	180,8715	186,1927	132,4081	159,7205
18.01.2022	148,1168	109,4954	181,4565	186,1944	132,4461	159,8088
17.01.2022	149,8413	109,7692	183,8024	187,8510	132,5451	160,4549
14.01.2022	149,8752	110,0615	183,3423	187,4425	132,5022	160,3167
13.01.2022	150,5174	110,1562	184,7588	188,4958	132,5378	160,6919
12.01.2022	151,0549	109,8323	184,3258	188,6966	132,4092	160,6108
11.01.2022	150,2405	109,6661	183,1362	186,8829	132,2934	159,9149
10.01.2022	148,8123	109,5266	180,9562	185,1220	132,1414	159,2058
07.01.2022	150,5607	109,9582	183,3936	185,7947	132,2773	159,5592
06.01.2022	152,4986	110,6519	187,8301	185,6505	132,3450	159,6025
05.01.2022	152,8095	110,8774	188,2130	187,0974	132,5082	160,2213
04.01.2022	154,4921	111,6442	188,3028	188,1708	132,6533	160,7380
03.01.2022	154,5670	111,9235	187,7975	187,3009	132,5814	160,4688
31.12.2021	154,7436	112,3233	186,6874	187,1589	132,6706	160,4952
30.11.2021	154,3654	116,0415	182,9664	182,1798	132,9439	159,3521
29.10.2021	157,3425	116,2095	192,9417	187,1338	133,4100	161,4257
30.09.2021	150,5643	116,2802	187,7887	182,4943	132,7845	159,5422
31.08.2021	156,5001	117,3559	194,9488	186,5603	133,0214	161,1553
30.07.2021	153,3711	117,6161	191,8672	182,1174	132,5319	159,3808
30.06.2021	150,5548	116,5345	191,5822	183,5068	132,4863	159,7496
31.05.2021	148,4290	116,2717	191,1382	182,4883	131,8389	159,0720
30.04.2021	149,4123	118,5629	191,3880	178,2753	157,8687	131,9113
31.03.2021	148,9640	120,4059	191,6009	175,1412	156,6391	131,7957
26.02.2021	146,4084	120,6361	179,1955	171,3250	155,3742	131,4121
29.01.2021	144,9013	121,3190	173,0237	167,2410	153,4692	130,9906
31.12.2020	145,9256	122,7916	177,4764	166,1230	152,5658	130,2046
30.11.2020	142,3996	122,4190	171,5410	159,1027	149,0504	129,5297
30.10.2020	141,7521	126,7341	154,4578	144,8853	143,1900	128,8783
30.09.2020	142,6505	125,6299	171,5091	147,9257	144,5905	129,1663
31.08.2020	139,1588	120,0515	169,4177	148,9464	144,0753	128,4978
31.07.2020	137,6045	120,1600	162,8729	144,3895	141,4587	127,7209
30.06.2020	139,7981	121,3806	167,3824	142,1708	140,4209	127,9283
29.05.2020	139,0954	120,6837	159,3228	137,6487	137,2123	126,3200
30.04.2020	137,1052	120,6210	149,5225	133,6407	134,1356	124,5731
31.03.2020	130,7366	119,3723	135,0752	123,5891	128,8503	124,0940
28.02.2020	128,1386	117,1059	151,9941	148,4079	140,1762	128,9553

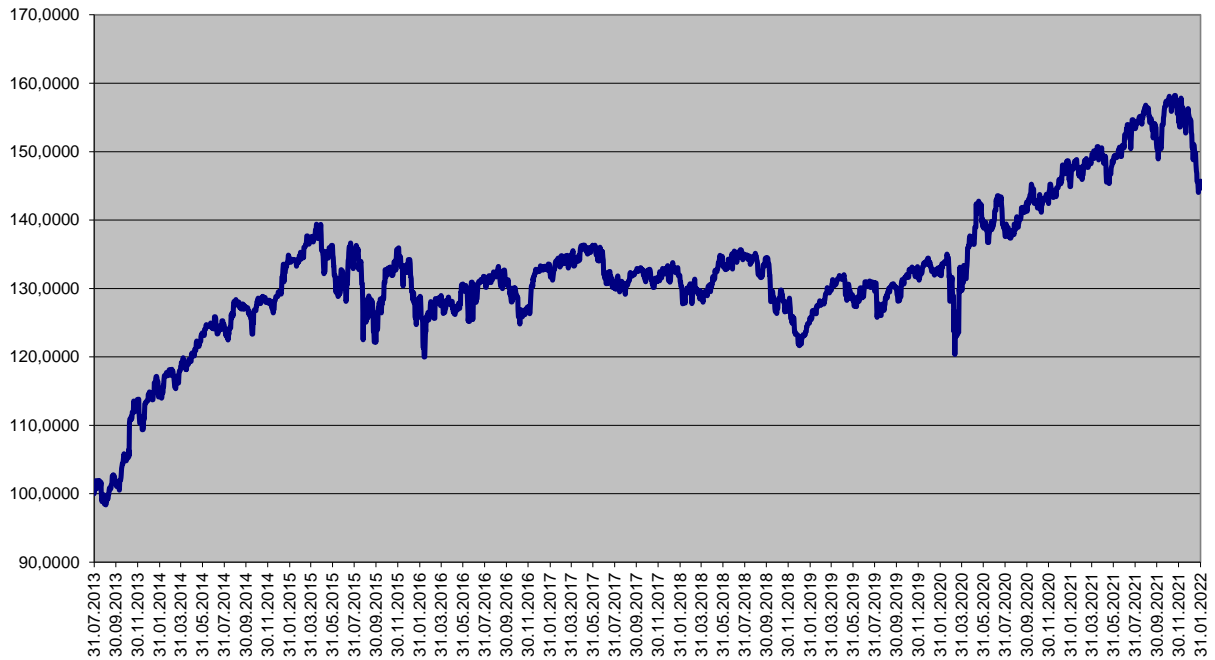
Ceny podílových jednotek  
**Investiční životní pojištění**

Datum	Garantovaný	Garantovaný 2015	Garantovaný 2016
31.01.2022	112,9914	105,3197	104,7413
28.01.2022	112,9785	105,3128	104,7336
27.01.2022	112,9742	105,3105	104,7310
26.01.2022	112,9699	105,3082	104,7285
25.01.2022	112,9656	105,3059	104,7259
24.01.2022	112,9613	105,3036	104,7233
21.01.2022	112,9484	105,2967	104,7156
20.01.2022	112,9441	105,2944	104,7131
19.01.2022	112,9398	105,2921	104,7105
18.01.2022	112,9355	105,2898	104,7079
17.01.2022	112,9312	105,2875	104,7053
14.01.2022	112,9183	105,2806	104,6976
13.01.2022	112,9140	105,2783	104,6951
12.01.2022	112,9097	105,2760	104,6925
11.01.2022	112,9054	105,2737	104,6899
10.01.2022	112,9011	105,2714	104,6874
07.01.2022	112,8883	105,2646	104,6797
06.01.2022	112,8840	105,2623	104,6771
05.01.2022	112,8797	105,2600	104,6745
04.01.2022	112,8754	105,2577	104,6720
03.01.2022	112,8711	105,2554	104,6694
31.12.2021	112,8569	105,2478	104,6609
30.11.2021	112,7239	105,1767	104,5814
29.10.2021	112,5867	105,1033	104,4994
30.09.2021	112,4626	105,0369	104,4251
31.08.2021	112,3344	104,9682	104,3484
30.07.2021	112,1977	104,8950	104,2666
30.06.2021	112,0697	104,8264	104,1899
31.05.2021	111,9419	104,7579	104,1133
30.04.2021	111,8100	104,6871	104,0342
31.03.2021	111,6825	104,6187	103,9577
26.02.2021	111,5403	104,5423	103,8724
29.01.2021	111,4217	104,4786	103,8012
31.12.2020	111,2990	104,4127	103,7276
30.11.2020	111,1680	104,3422	103,6489
30.10.2020	111,0372	104,2718	103,5703
30.09.2020	110,9107	104,2037	103,4942
31.08.2020	110,7844	104,1357	103,4183
31.07.2020	110,6540	104,0655	103,3398
30.06.2020	110,5238	103,9952	103,2614
29.05.2020	110,3896	103,9228	103,1805
30.04.2020	110,2680	103,8572	103,1073
31.03.2020	110,1424	103,7894	103,0316
28.02.2020	110,0086	103,7171	102,9509

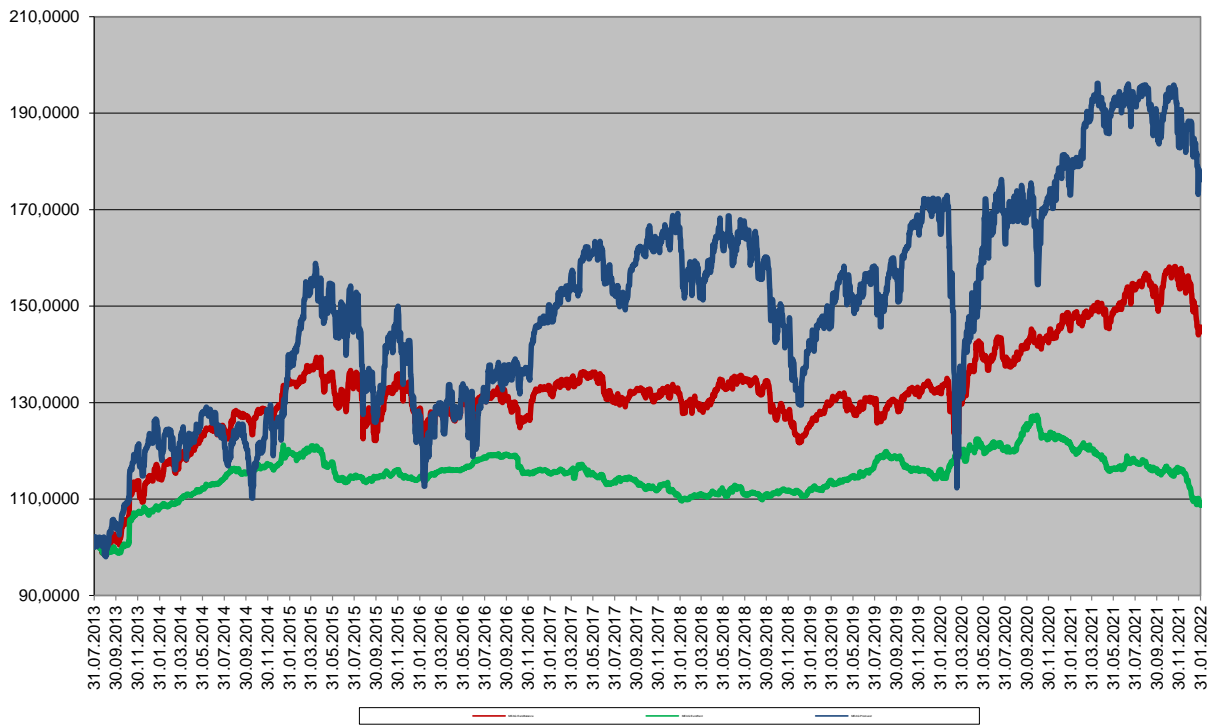
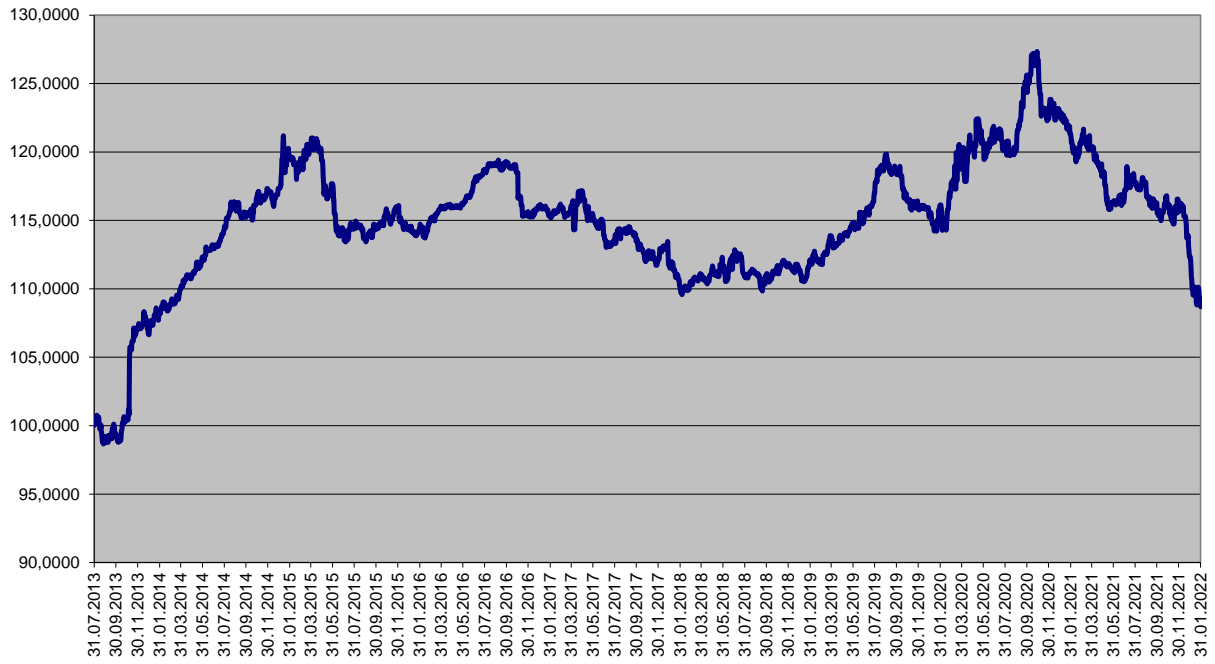
### Finanční fond MEAG ProInvest



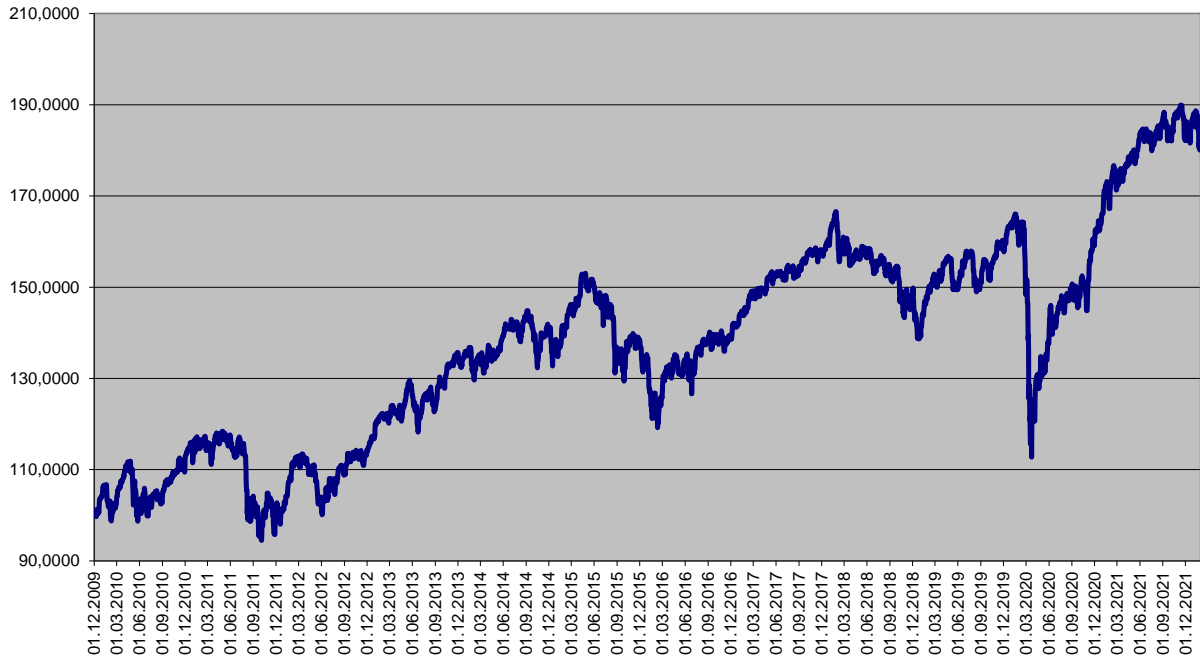
### Finanční fond MEAG EuroBalance



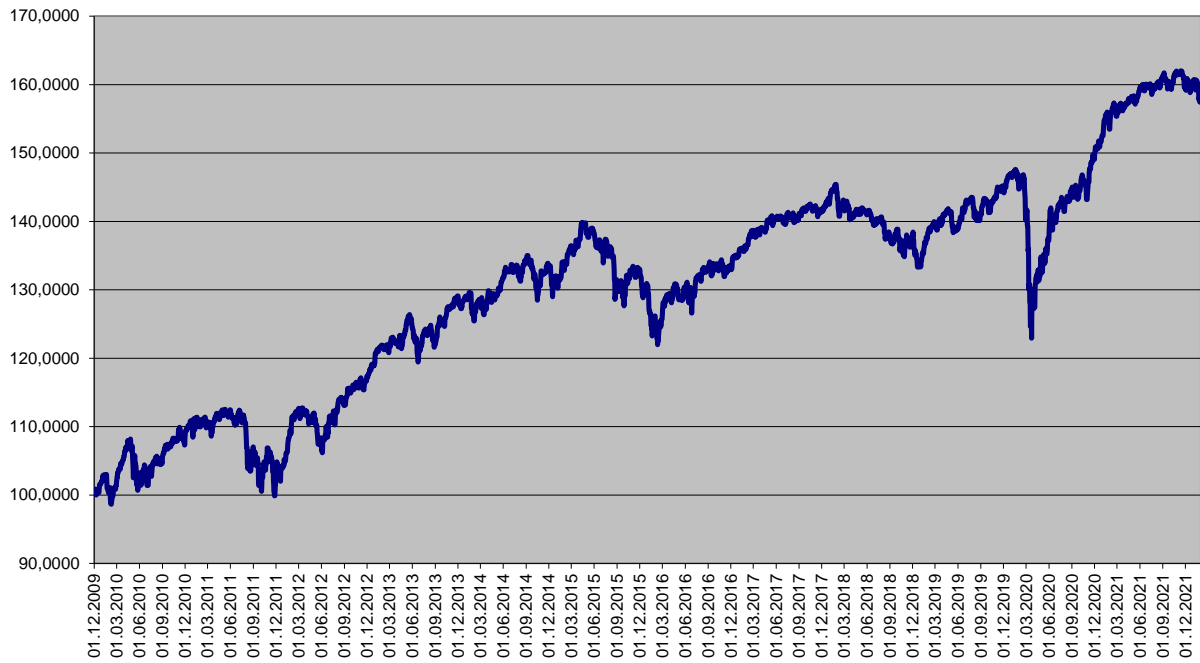
### Finanční fond MEAG EuroRent



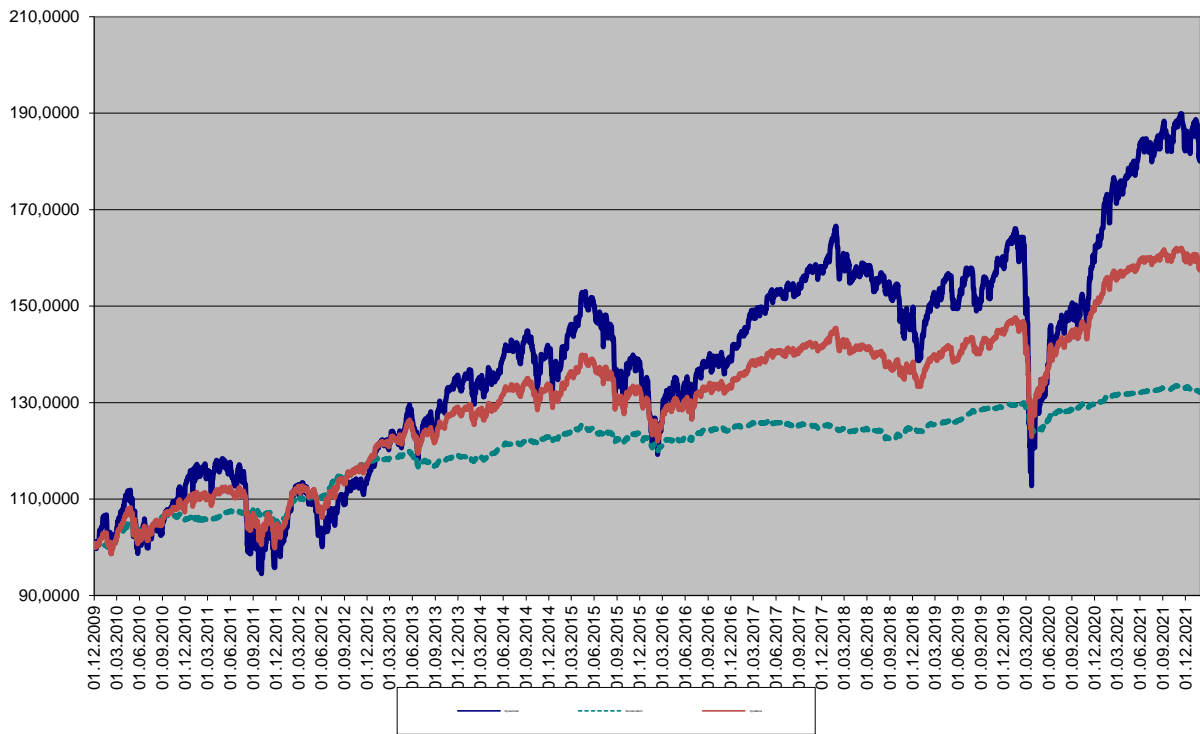
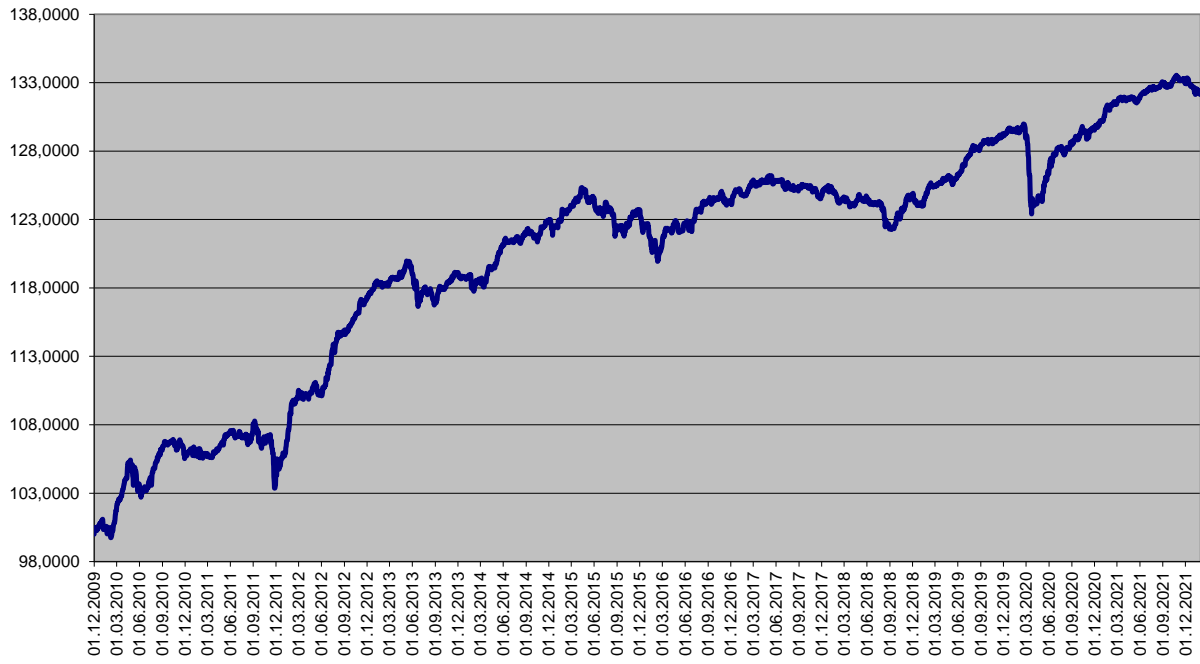
### Dynamická strategie



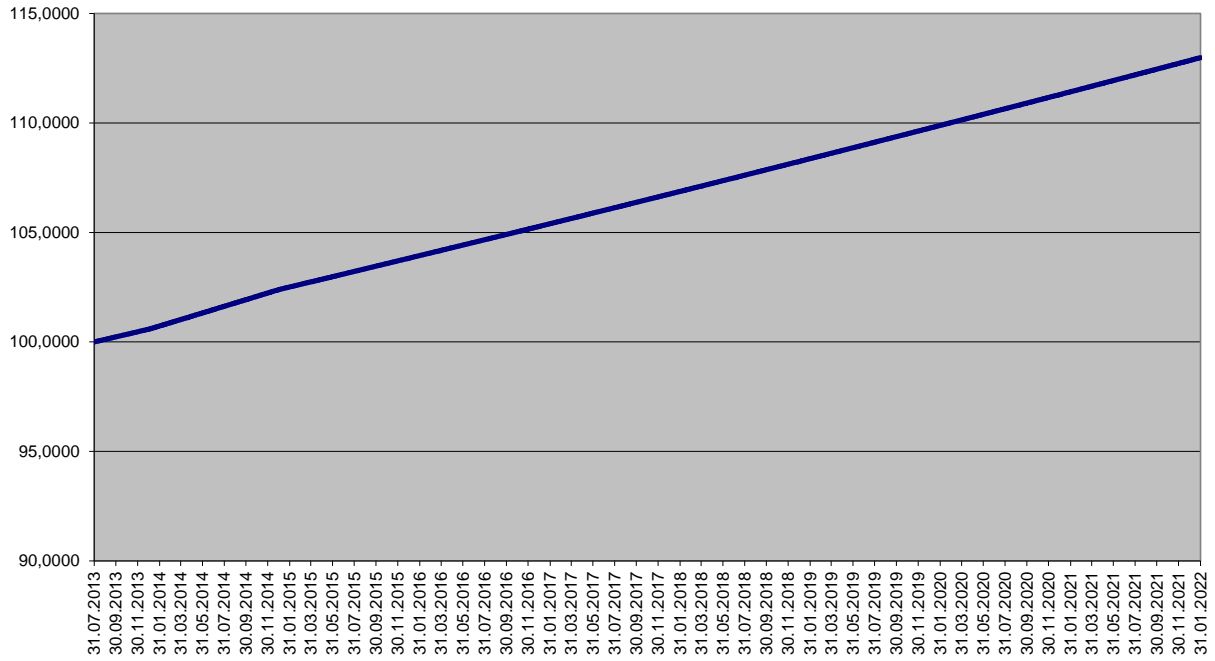
### Vyvážená strategie



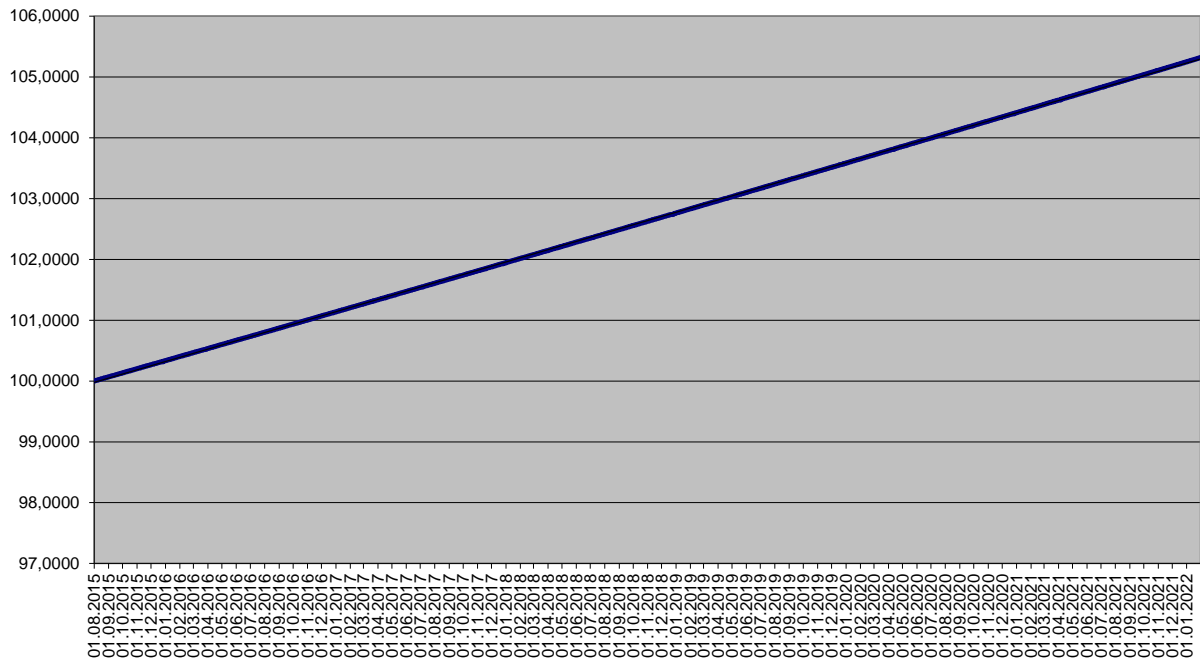
### Konzervativní strategie



### Garantovaný fond



### Garantovaný fond 2015



### Garantovaný fond 2016

