

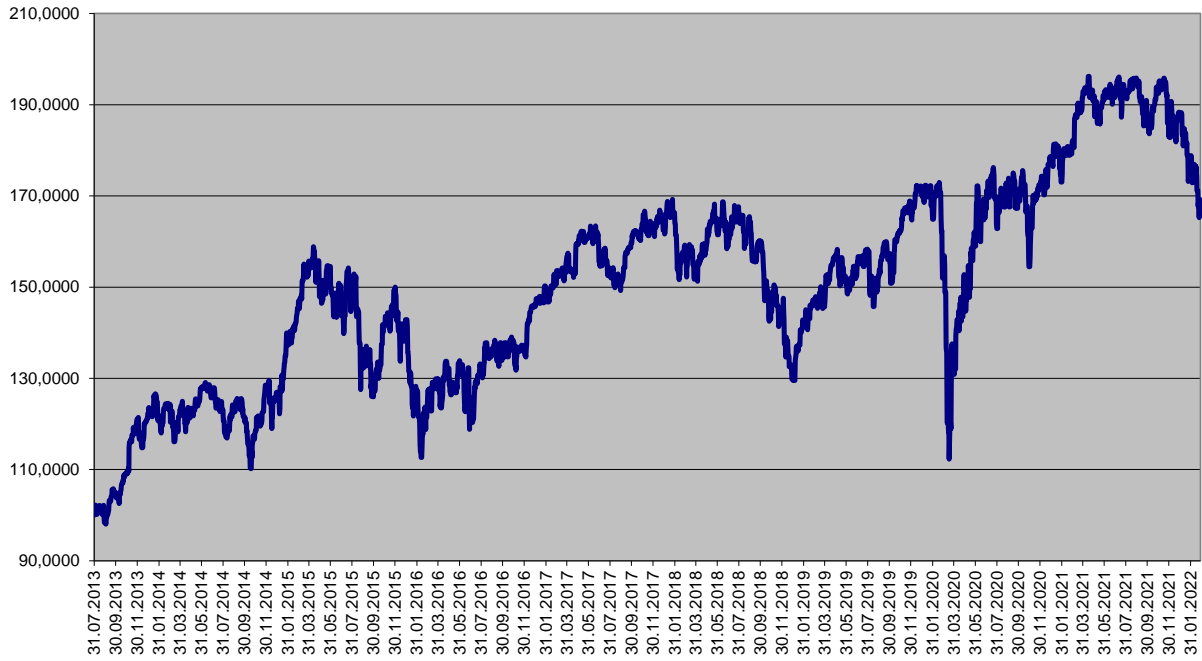
Ceny podílových jednotek  
Investiční životní pojištění

Datum	MEAG EuroBalance	Fond MEAG EuroRent	MEAG Proinvest	Dynamická (Conseq)	Strategie Vyvážená (Conseq)	Konzervativní (Conseq)
28.02.2022	144,6947	108,4101	169,1285	180,4228	132,5572	157,9114
25.02.2022	143,2111	106,8482	168,3600	180,2814	132,4008	157,6475
24.02.2022	143,3207	108,7506	165,2304	176,9062	132,5332	156,7405
23.02.2022	141,2561	106,2627	167,6831	180,3423	132,3863	157,6688
22.02.2022	142,1866	106,3352	168,4936	180,7341	132,4227	157,8234
21.02.2022	141,5529	106,0783	167,7405	180,8876	132,2799	157,7322
18.02.2022	142,5362	106,1421	171,2035	182,6038	132,3227	158,3399
17.02.2022	143,6002	106,2448	174,1600	183,8554	132,4164	158,8551
16.02.2022	144,4596	106,0002	175,5333	185,0067	132,4363	159,2620
15.02.2022	144,8332	105,9521	176,5055	184,4785	132,4369	159,0896
14.02.2022	144,1314	106,6315	173,8730	182,5606	132,3617	158,4060
11.02.2022	144,5543	106,2101	176,5890	184,4213	132,4203	159,0796
10.02.2022	145,1757	106,1857	176,9308	185,3516	132,5224	159,4639
09.02.2022	145,6447	106,2814	176,6598	185,4149	132,4439	159,4102
08.02.2022	143,7427	105,9003	173,4155	183,3362	132,3036	158,5850
07.02.2022	143,4356	105,9913	173,0906	182,5566	132,2184	158,2805
04.02.2022	144,0983	106,9820	172,8940	181,9607	132,2348	158,1508
03.02.2022	143,3962	106,7703	174,3382	182,4400	132,2658	158,1758
02.02.2022	146,0591	108,1843	178,5129	183,9072	132,2290	158,6916
01.02.2022	146,1749	108,4117	178,8396	183,0396	132,1714	158,3262
31.01.2022	145,6916	108,6888	177,2662	181,8917	132,1884	157,9199
31.12.2021	154,7436	112,3233	186,6874	187,1589	132,6706	160,4952
30.11.2021	154,3654	116,0415	182,9664	182,1798	132,9439	159,3521
29.10.2021	157,3425	116,2095	192,9417	187,1338	133,4100	161,4257
30.09.2021	150,5643	116,2802	187,7887	182,4943	132,7845	159,5422
31.08.2021	156,5001	117,3559	194,9488	186,5603	133,0214	161,1553
30.07.2021	153,3711	117,6161	191,8672	182,1174	132,5319	159,3808
30.06.2021	150,5548	116,5345	191,5822	183,5068	132,4863	159,7496
31.05.2021	148,4290	116,2717	191,1382	182,4883	131,8389	159,0720
30.04.2021	149,4123	118,5629	191,3880	178,2753	157,8687	131,9113
31.03.2021	148,9640	120,4059	191,6009	175,1412	156,6391	131,7957
26.02.2021	146,4084	120,6361	179,1955	171,3250	155,3742	131,4121
29.01.2021	144,9013	121,3190	173,0237	167,2410	153,4692	130,9906
31.12.2020	145,9256	122,7916	177,4764	166,1230	152,5658	130,2046
30.11.2020	142,3996	122,4190	171,5410	159,1027	149,0504	129,5297
30.10.2020	141,7521	126,7341	154,4578	144,8853	143,1900	128,8783
30.09.2020	142,6505	125,6299	171,5091	147,9257	144,5905	129,1663
31.08.2020	139,1588	120,0515	169,4177	148,9464	144,0753	128,4978
31.07.2020	137,6045	120,1600	162,8729	144,3895	141,4587	127,7209
30.06.2020	139,7981	121,3806	167,3824	142,1708	140,4209	127,9283
29.05.2020	139,0954	120,6837	159,3228	137,6487	137,2123	126,3200
30.04.2020	137,1052	120,6210	149,5225	133,6407	134,1356	124,5731
31.03.2020	130,7366	119,3723	135,0752	123,5891	128,8503	124,0940

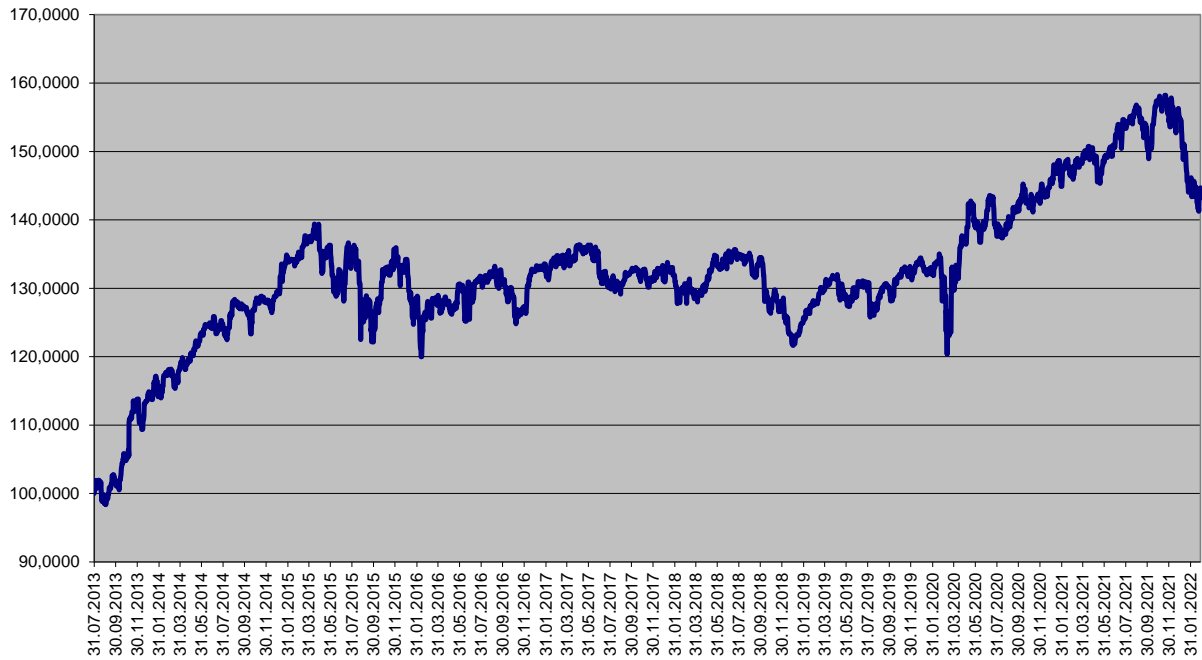
Ceny podílových jednotek  
**Investiční životní pojištění**

Datum	Garantovaný	Garantovaný 2015	Garantovaný 2016
28.02.2022	113,1119	105,3840	104,8133
25.02.2022	113,0990	105,3771	104,8055
24.02.2022	113,0946	105,3748	104,8030
23.02.2022	113,0903	105,3725	104,8004
22.02.2022	113,0860	105,3702	104,7978
21.02.2022	113,0817	105,3679	104,7953
18.02.2022	113,0688	105,3610	104,7876
17.02.2022	113,0645	105,3587	104,7850
16.02.2022	113,0602	105,3564	104,7824
15.02.2022	113,0559	105,3541	104,7798
14.02.2022	113,0516	105,3518	104,7773
11.02.2022	113,0387	105,3449	104,7696
10.02.2022	113,0344	105,3426	104,7670
09.02.2022	113,0301	105,3403	104,7644
08.02.2022	113,0258	105,3381	104,7619
07.02.2022	113,0215	105,3358	104,7593
04.02.2022	113,0086	105,3289	104,7516
03.02.2022	113,0043	105,3266	104,7490
02.02.2022	113,0000	105,3243	104,7464
01.02.2022	112,9957	105,3220	104,7439
31.01.2022	112,9914	105,3197	104,7413
31.12.2021	112,8569	105,2478	104,6609
30.11.2021	112,7239	105,1767	104,5814
29.10.2021	112,5867	105,1033	104,4994
30.09.2021	112,4626	105,0369	104,4251
31.08.2021	112,3344	104,9682	104,3484
30.07.2021	112,1977	104,8950	104,2666
30.06.2021	112,0697	104,8264	104,1899
31.05.2021	111,9419	104,7579	104,1133
30.04.2021	111,8100	104,6871	104,0342
31.03.2021	111,6825	104,6187	103,9577
26.02.2021	111,5403	104,5423	103,8724
29.01.2021	111,4217	104,4786	103,8012
31.12.2020	111,2990	104,4127	103,7276
30.11.2020	111,1680	104,3422	103,6489
30.10.2020	111,0372	104,2718	103,5703
30.09.2020	110,9107	104,2037	103,4942
31.08.2020	110,7844	104,1357	103,4183
31.07.2020	110,6540	104,0655	103,3398
30.06.2020	110,5238	103,9952	103,2614
29.05.2020	110,3896	103,9228	103,1805
30.04.2020	110,2680	103,8572	103,1073
31.03.2020	110,1424	103,7894	103,0316

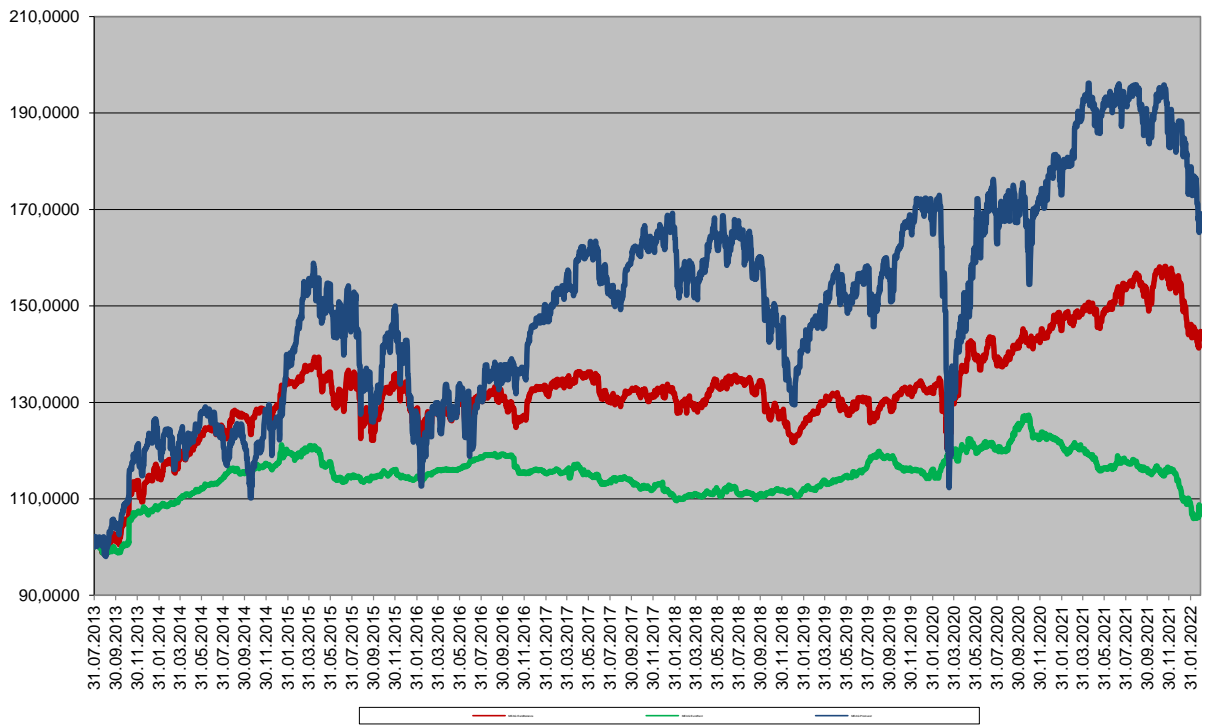
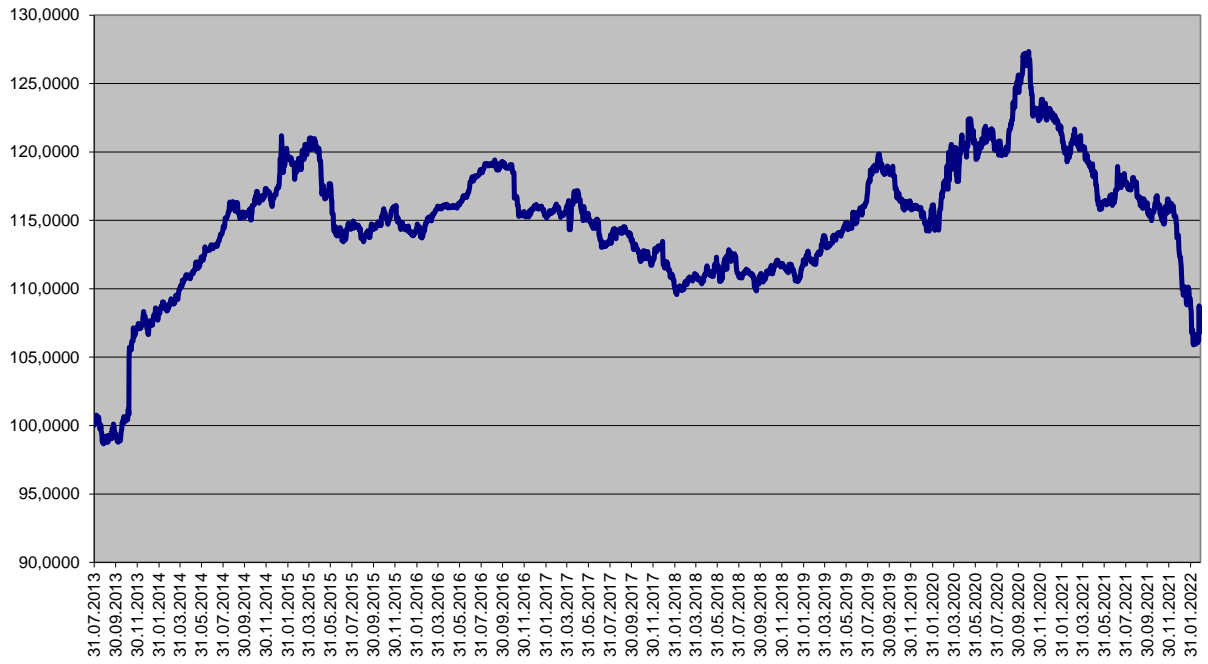
### Finanční fond MEAG ProInvest



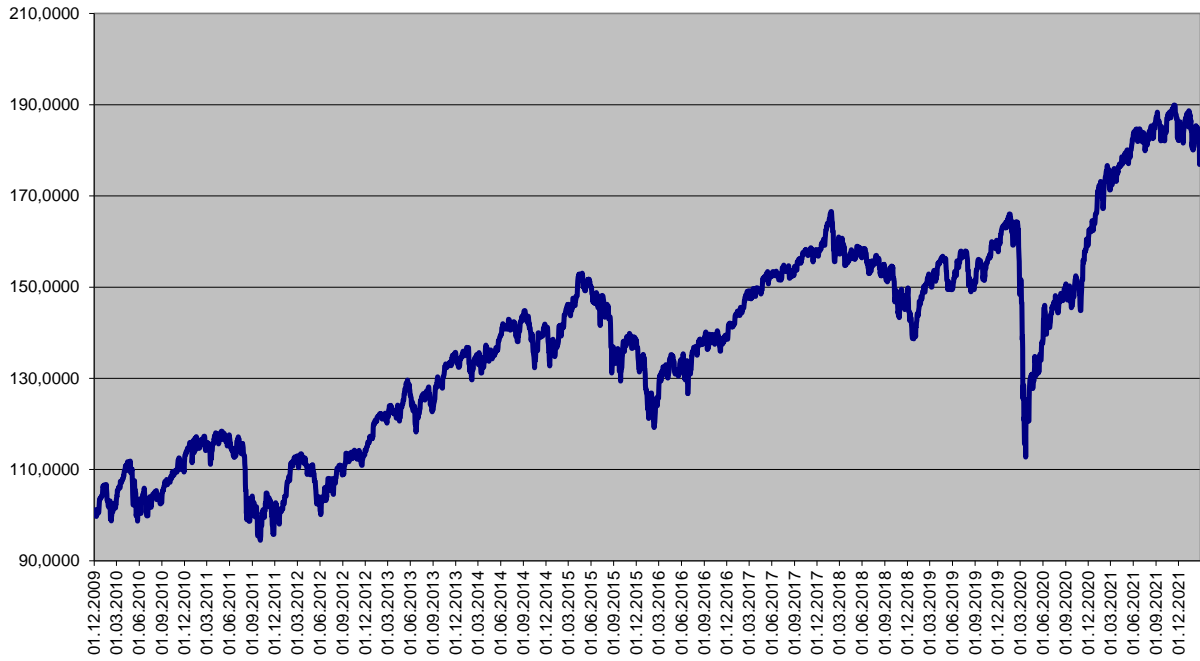
### Finanční fond MEAG EuroBalance



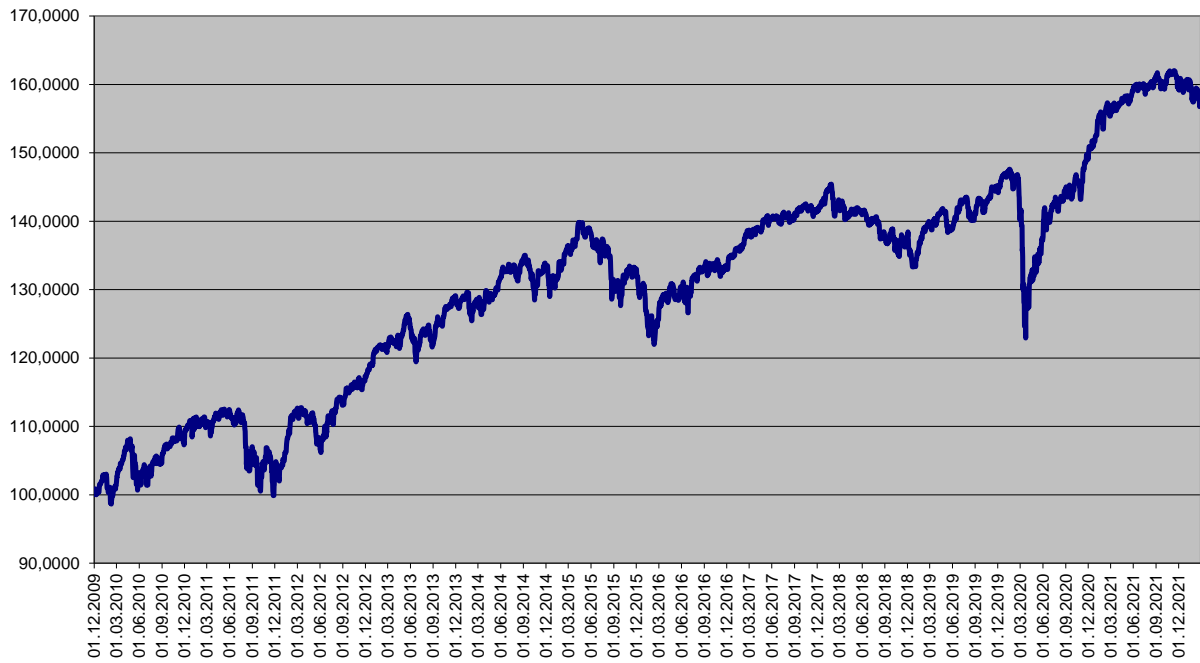
### Finanční fond MEAG EuroRent



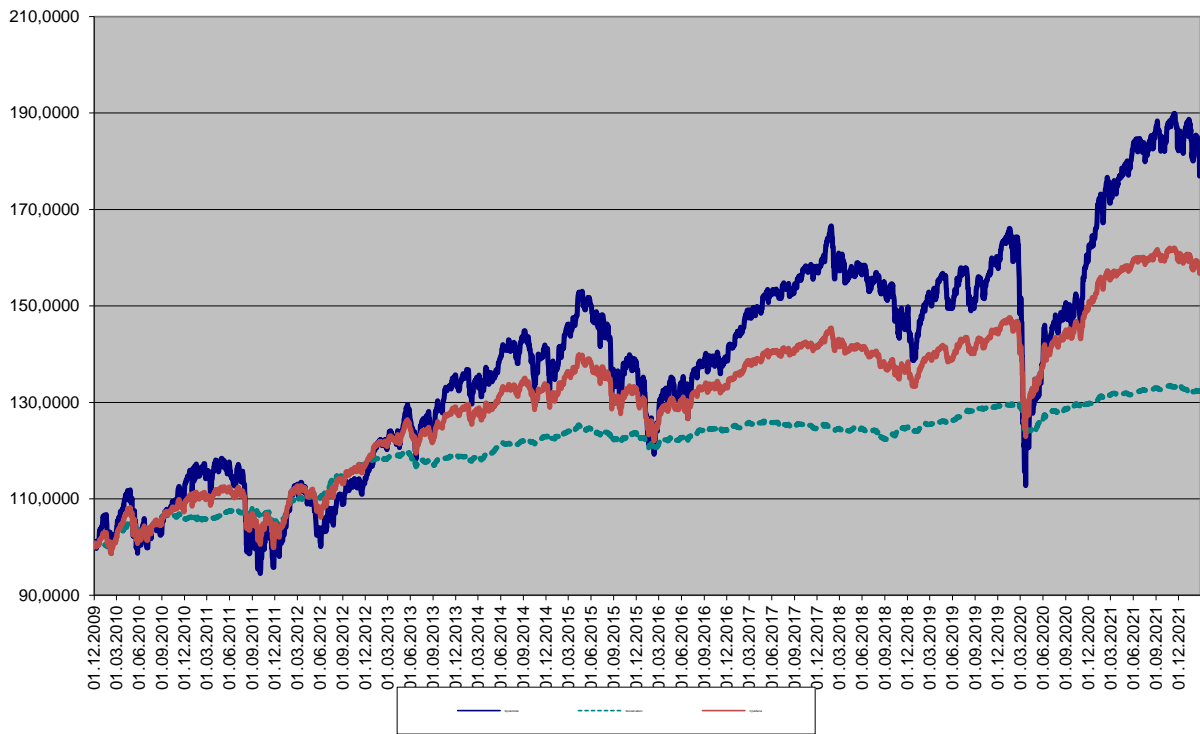
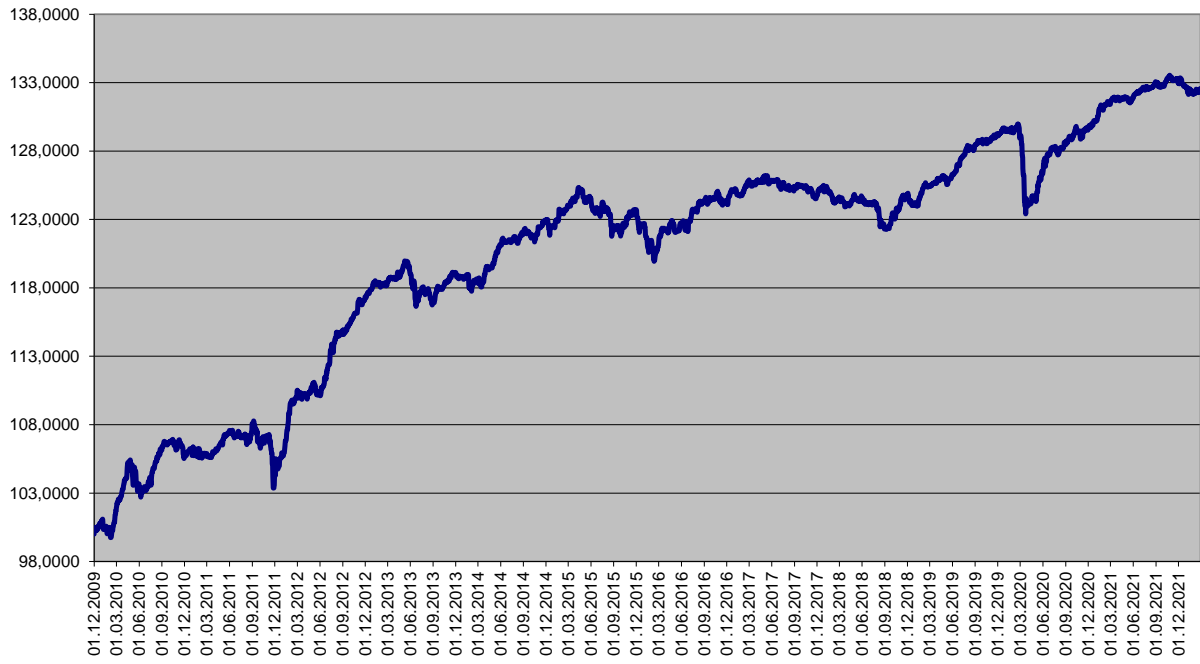
### Dynamická strategie



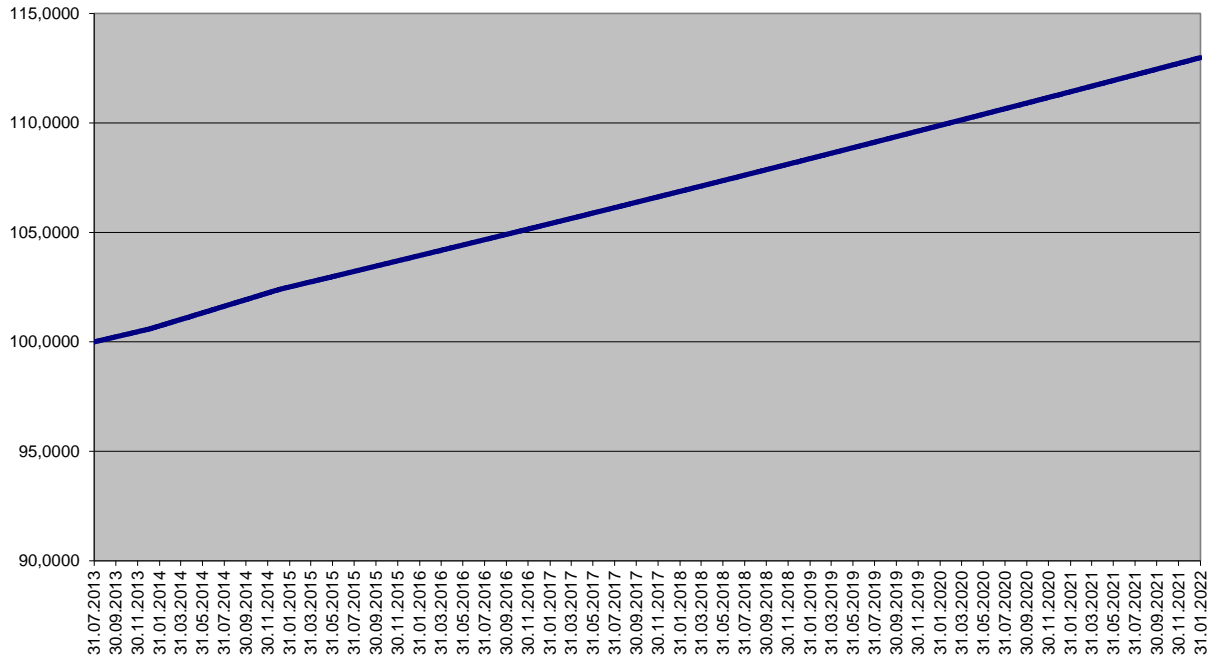
### Vyvážená strategie



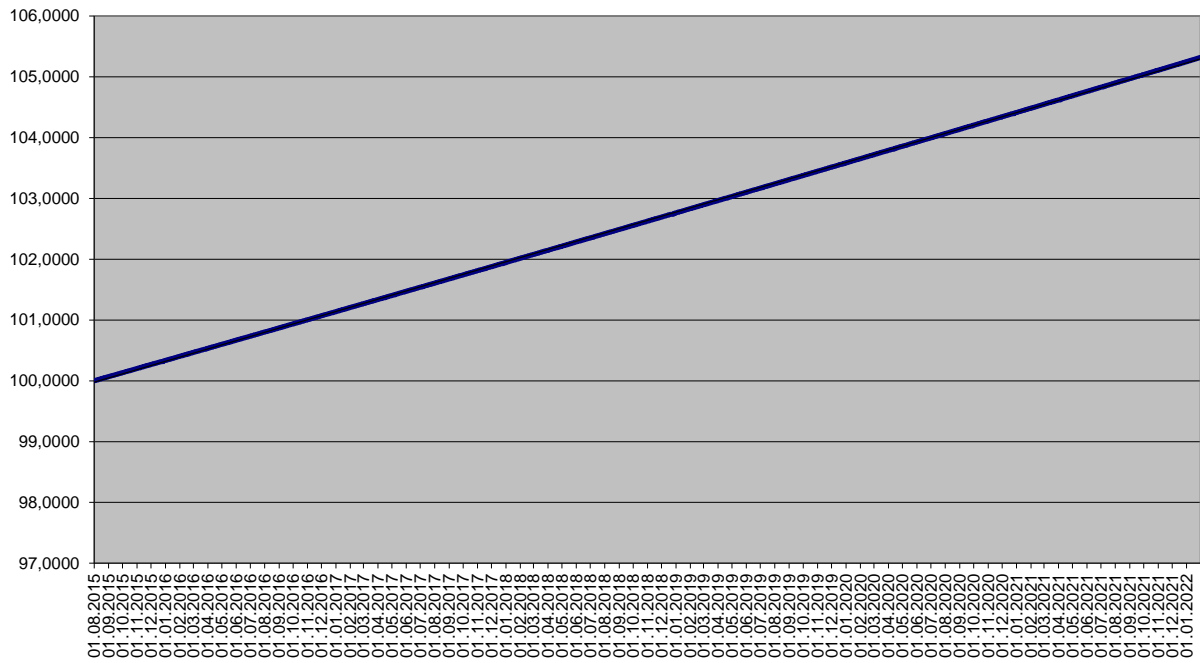
### Konzervativní strategie



### Garantovaný fond



### Garantovaný fond 2015



### Garantovaný fond 2016

