

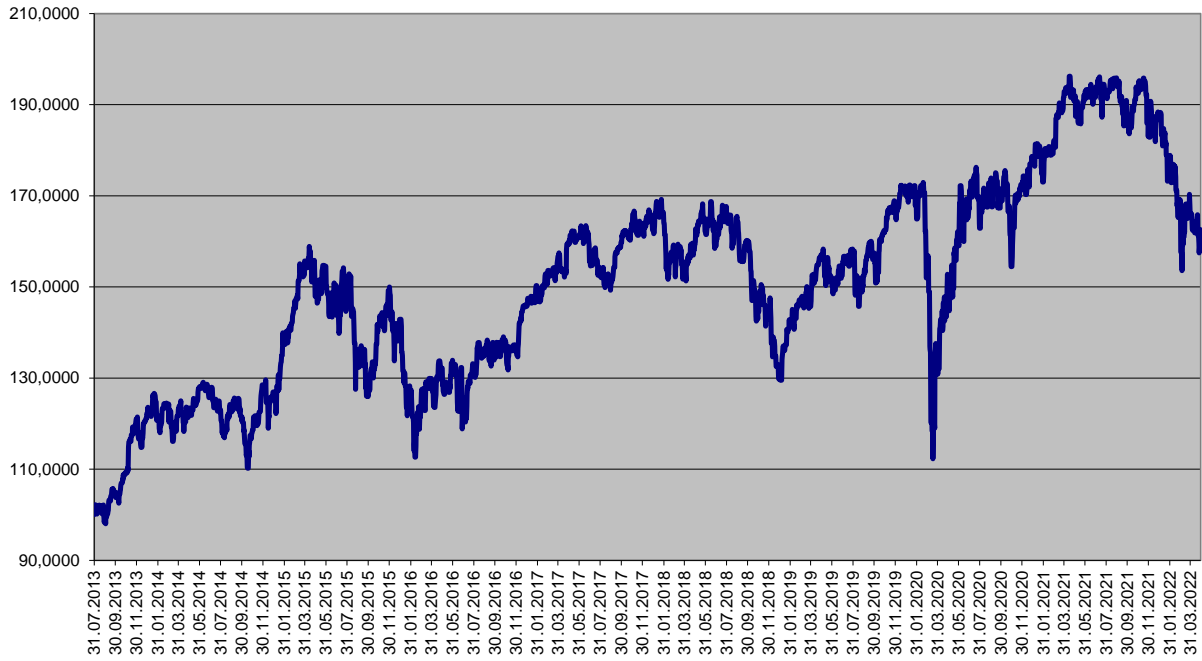
Ceny podílových jednotek
Investiční životní pojištění

Datum	MEAG EuroBalance	Fond MEAG EuroRent	MEAG Proinvest	Dynamická (Conseq)	Strategie Vyvážená (Conseq)	Konzervativní (Conseq)
29.04.2022	137,9866	102,1573	162,5498	173,8547	131,6864	154,2119
28.04.2022	138,8303	102,1346	160,6778	173,6083	131,7293	154,0957
27.04.2022	137,9408	102,7236	158,7205	172,5525	131,9344	153,9621
26.04.2022	136,5022	102,3443	157,4846	172,2624	131,8184	153,8043
25.04.2022	137,9940	102,1796	159,4686	173,9045	131,8332	154,4148
22.04.2022	138,1384	101,4392	161,3884	176,3724	131,8062	155,2554
21.04.2022	140,5418	102,0122	165,8384	179,1509	131,8802	156,3218
20.04.2022	141,4321	102,4820	164,6105	179,8359	131,9422	156,6031
19.04.2022	140,9913	102,2724	162,4344	179,5712	131,8738	156,4554
18.04.2022	140,6299	102,7185	162,6281	180,0057	131,8692	156,6399
15.04.2022	140,6299	102,7185	162,6281	180,0057	131,8692	156,6399
14.04.2022	140,6299	102,7185	162,6281	180,0057	131,8692	156,6399
13.04.2022	141,5398	103,0965	161,8404	179,9003	131,8857	156,6198
12.04.2022	140,7552	102,9886	162,3298	179,4513	131,794	156,439
11.04.2022	140,7588	102,9403	162,6597	179,1476	131,499	156,1412
08.04.2022	142,3376	103,6404	164,2249	180,3018	131,5875	156,6035
07.04.2022	142,0352	103,9477	162,4021	179,4681	131,5230	156,3272
06.04.2022	141,7195	103,7735	162,6652	180,1614	131,6952	156,6688
05.04.2022	142,6545	103,6354	165,2445	182,4279	131,6873	157,4299
04.04.2022	143,3177	104,0869	165,9953	183,3687	131,6628	157,7580
01.04.2022	143,0019	104,0713	165,5953	182,0914	131,6503	157,3511
31.03.2022	142,8708	104,2575	165,2885	179,6136	131,5563	156,4751
28.02.2022	144,6947	108,4101	169,1285	180,4228	132,5572	157,9114
31.01.2022	145,6916	108,6888	177,2662	181,8917	132,1884	157,9199
31.12.2021	154,7436	112,3233	186,6874	187,1589	132,6706	160,4952
30.11.2021	154,3654	116,0415	182,9664	182,1798	132,9439	159,3521
29.10.2021	157,3425	116,2095	192,9417	187,1338	133,4100	161,4257
30.09.2021	150,5643	116,2802	187,7887	182,4943	132,7845	159,5422
31.08.2021	156,5001	117,3559	194,9488	186,5603	133,0214	161,1553
30.07.2021	153,3711	117,6161	191,8672	182,1174	132,5319	159,3808
30.06.2021	150,5548	116,5345	191,5822	183,5068	132,4863	159,7496
31.05.2021	148,4290	116,2717	191,1382	182,4883	131,8389	159,0720
30.04.2021	149,4123	118,5629	191,3880	178,2753	157,8687	131,9113
31.03.2021	148,9640	120,4059	191,6009	175,1412	156,6391	131,7957
26.02.2021	146,4084	120,6361	179,1955	171,3250	155,3742	131,4121
29.01.2021	144,9013	121,3190	173,0237	167,2410	153,4692	130,9906
31.12.2020	145,9256	122,7916	177,4764	166,1230	152,5658	130,2046
30.11.2020	142,3996	122,4190	171,5410	159,1027	149,0504	129,5297
30.10.2020	141,7521	126,7341	154,4578	144,8853	143,1900	128,8783
30.09.2020	142,6505	125,6299	171,5091	147,9257	144,5905	129,1663
31.08.2020	139,1588	120,0515	169,4177	148,9464	144,0753	128,4978
31.07.2020	137,6045	120,1600	162,8729	144,3895	141,4587	127,7209
30.06.2020	139,7981	121,3806	167,3824	142,1708	140,4209	127,9283
29.05.2020	139,0954	120,6837	159,3228	137,6487	137,2123	126,3200

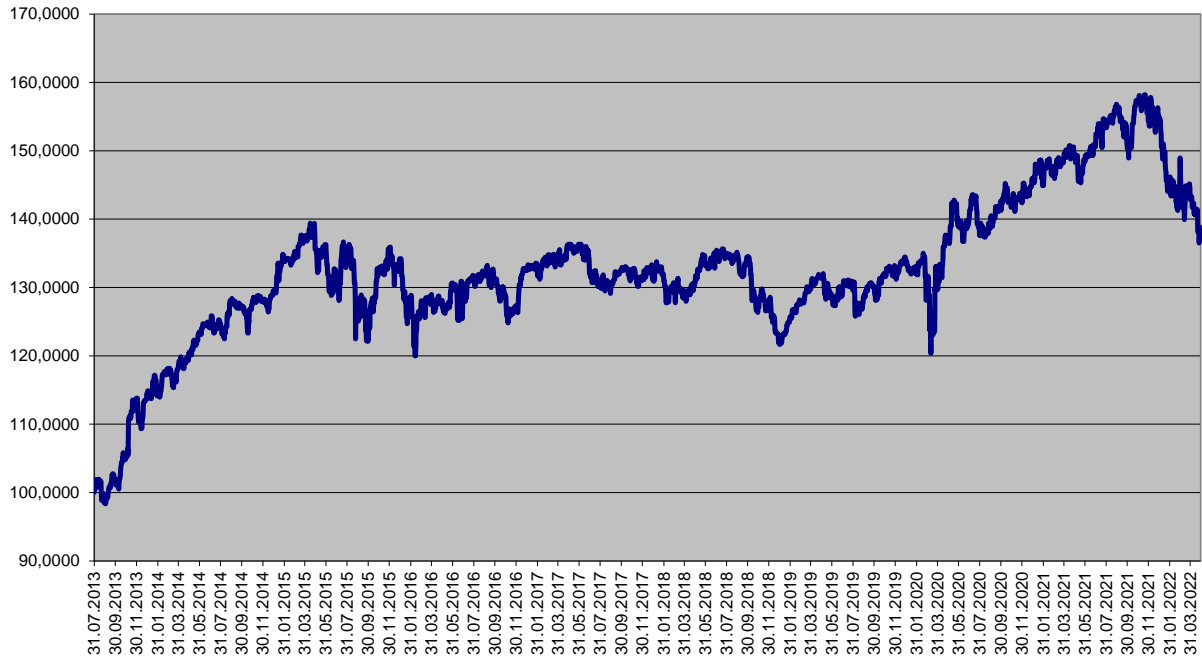
Ceny podílových jednotek
Investiční životní pojištění

Datum	Garantovaný	Garantovaný 2015	Garantovaný 2016
29.04.2022	113,3704	105,5220	104,9676
28.04.2022	113,3661	105,5197	104,9650
27.04.2022	113,3618	105,5174	104,9625
26.04.2022	113,3575	105,5151	104,9599
25.04.2022	113,3532	105,5128	104,9573
22.04.2022	113,3402	105,5059	104,9496
21.04.2022	113,3359	105,5036	104,9470
20.04.2022	113,3316	105,5013	104,9444
19.04.2022	113,3273	105,4990	104,9419
18.04.2022	113,3057	105,4875	104,9290
15.04.2022	113,3057	105,4875	104,9290
14.04.2022	113,3057	105,4875	104,9290
13.04.2022	113,3014	105,4852	104,9264
12.04.2022	113,2971	105,4829	104,9238
11.04.2022	113,2928	105,4806	104,9213
08.04.2022	113,2799	105,4737	104,9136
07.04.2022	113,2756	105,4714	104,9110
06.04.2022	113,2712	105,4691	104,9084
05.04.2022	113,2669	105,4668	104,9058
04.04.2022	113,2626	105,4645	104,9033
01.04.2022	113,2497	105,4576	104,8955
31.03.2022	113,2454	105,4553	104,8930
28.02.2022	113,1119	105,3840	104,8133
31.01.2022	112,9914	105,3197	104,7413
31.12.2021	112,8569	105,2478	104,6609
30.11.2021	112,7239	105,1767	104,5814
29.10.2021	112,5867	105,1033	104,4994
30.09.2021	112,4626	105,0369	104,4251
31.08.2021	112,3344	104,9682	104,3484
30.07.2021	112,1977	104,8950	104,2666
30.06.2021	112,0697	104,8264	104,1899
31.05.2021	111,9419	104,7579	104,1133
30.04.2021	111,8100	104,6871	104,0342
31.03.2021	111,6825	104,6187	103,9577
26.02.2021	111,5403	104,5423	103,8724
29.01.2021	111,4217	104,4786	103,8012
31.12.2020	111,2990	104,4127	103,7276
30.11.2020	111,1680	104,3422	103,6489
30.10.2020	111,0372	104,2718	103,5703
30.09.2020	110,9107	104,2037	103,4942
31.08.2020	110,7844	104,1357	103,4183
31.07.2020	110,6540	104,0655	103,3398
30.06.2020	110,5238	103,9952	103,2614
29.05.2020	110,3896	103,9228	103,1805

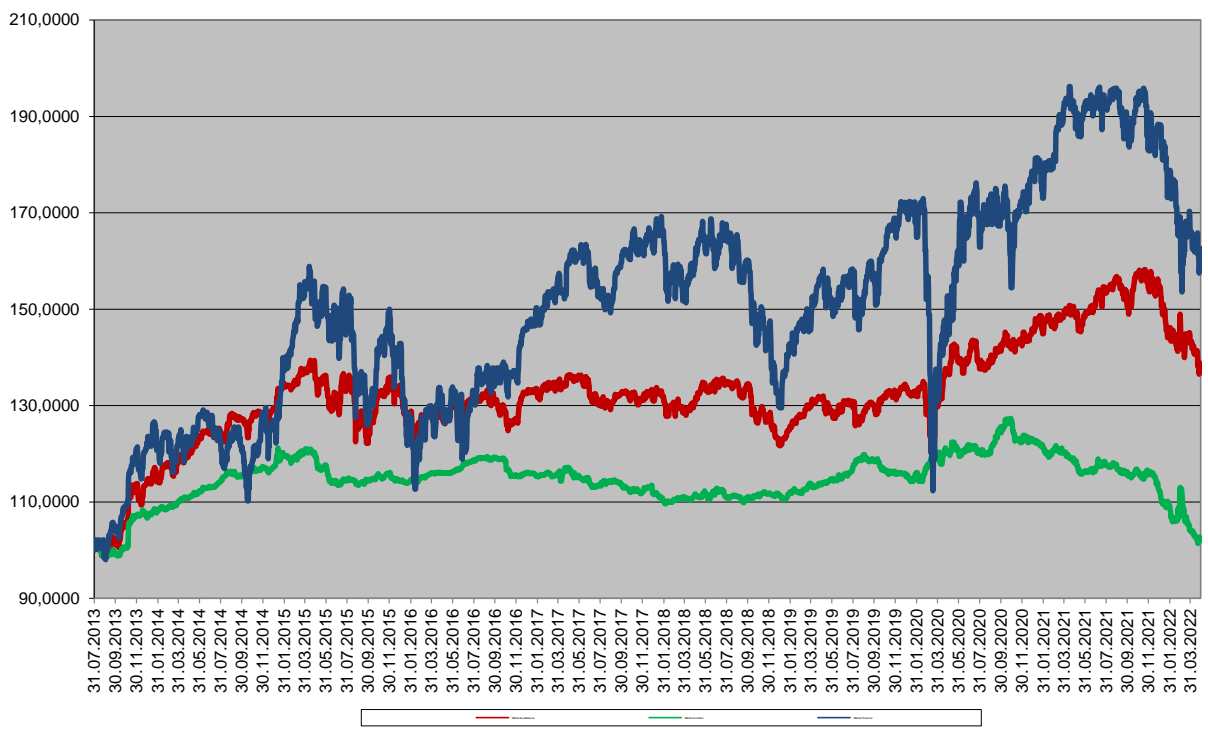
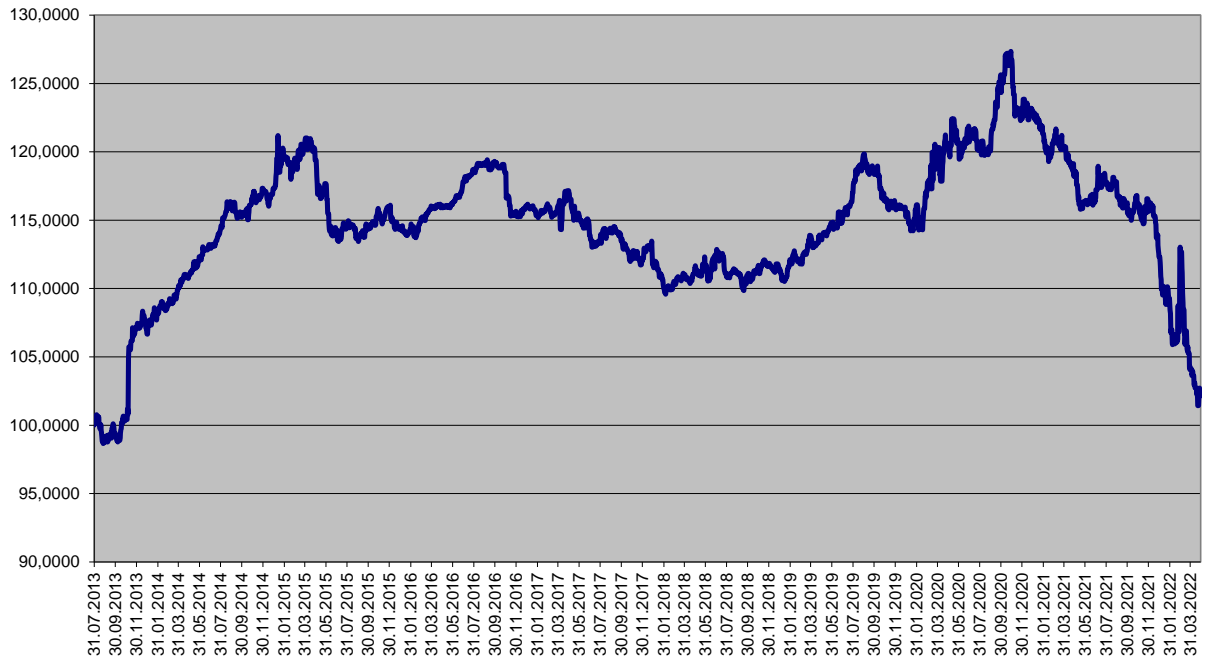
Finanční fond MEAG ProInvest



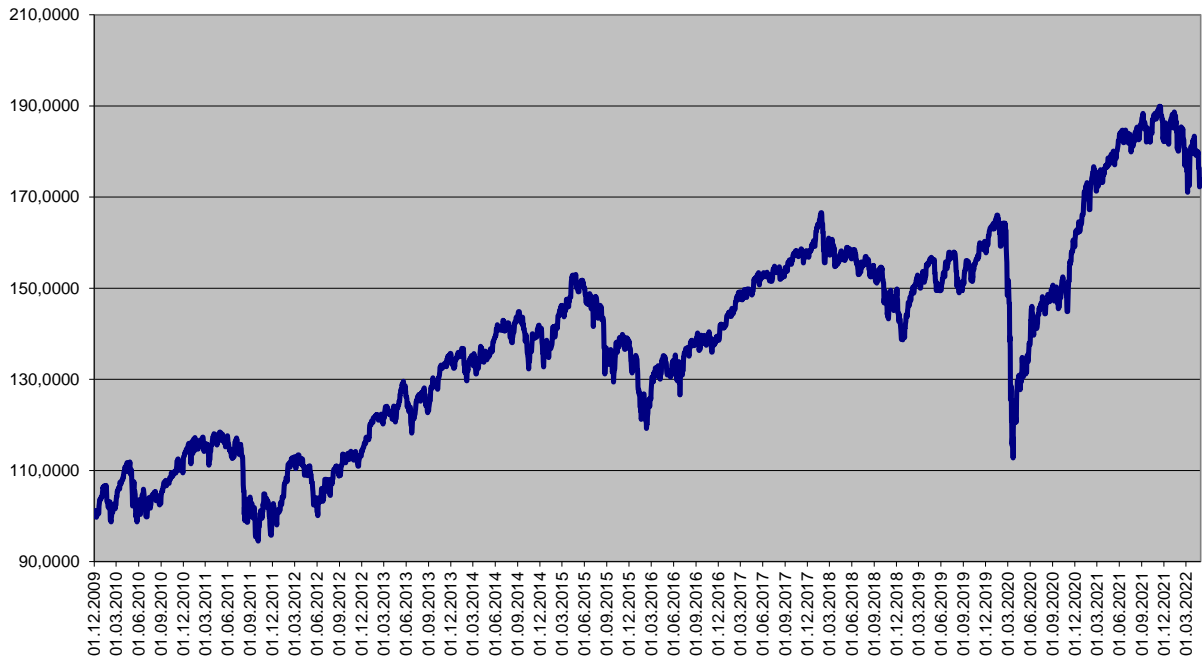
Finanční fond MEAG EuroBalance



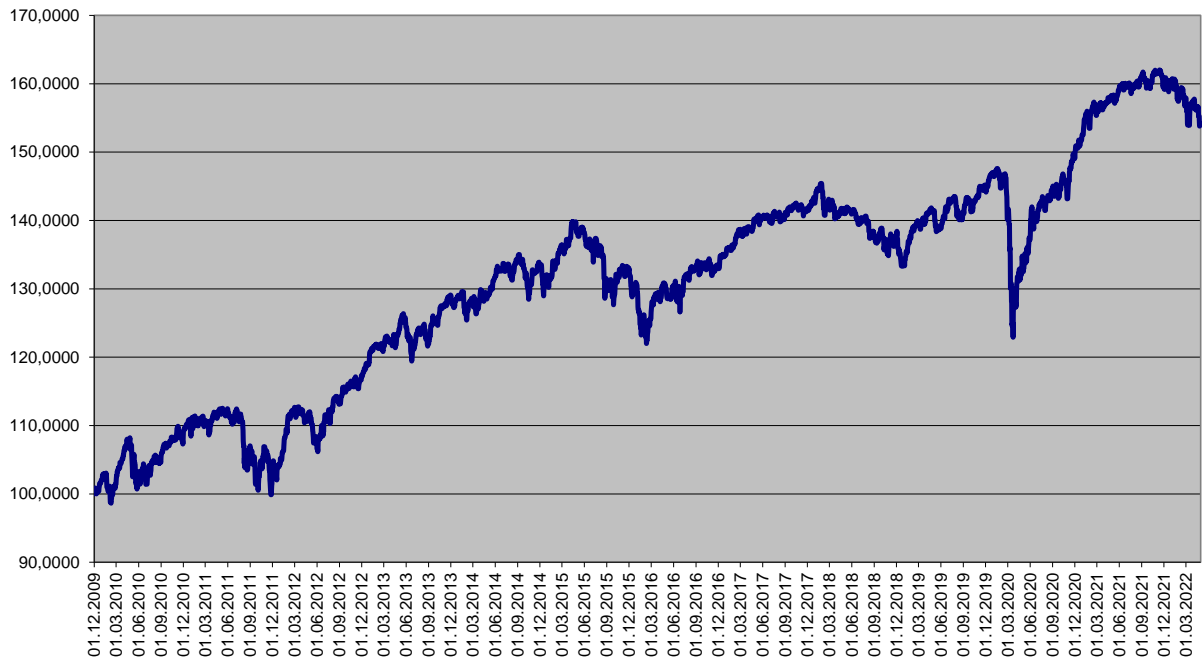
Finanční fond MEAG EuroRent



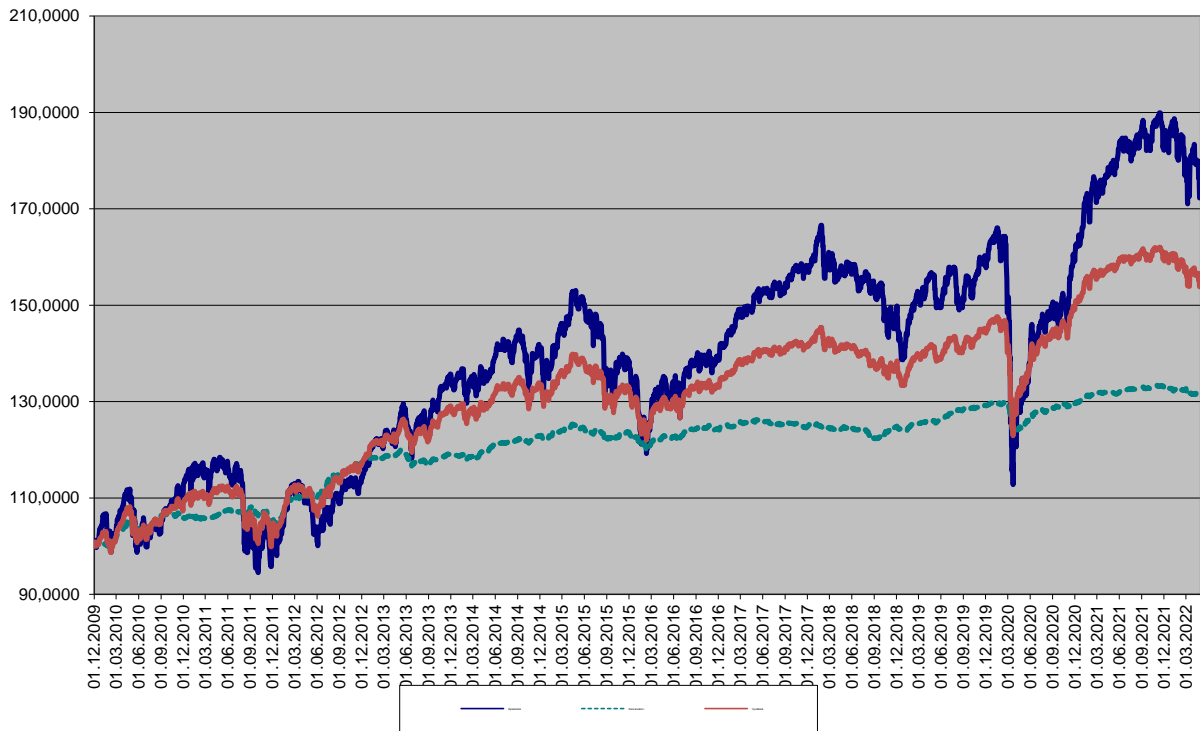
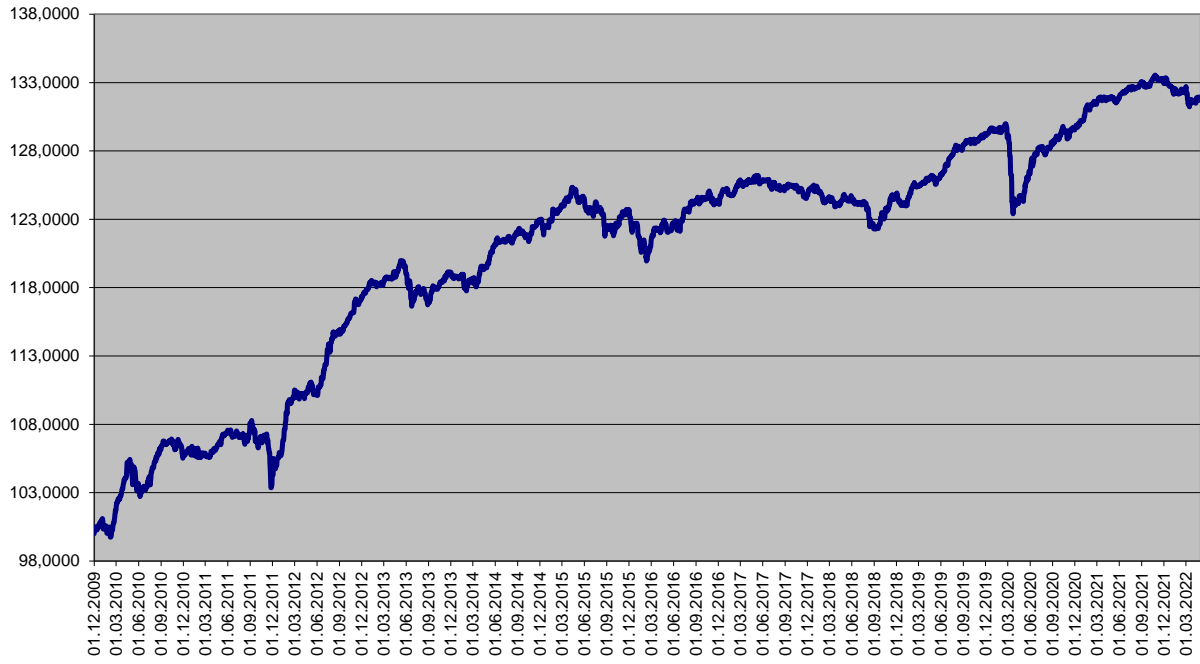
Dynamická strategie



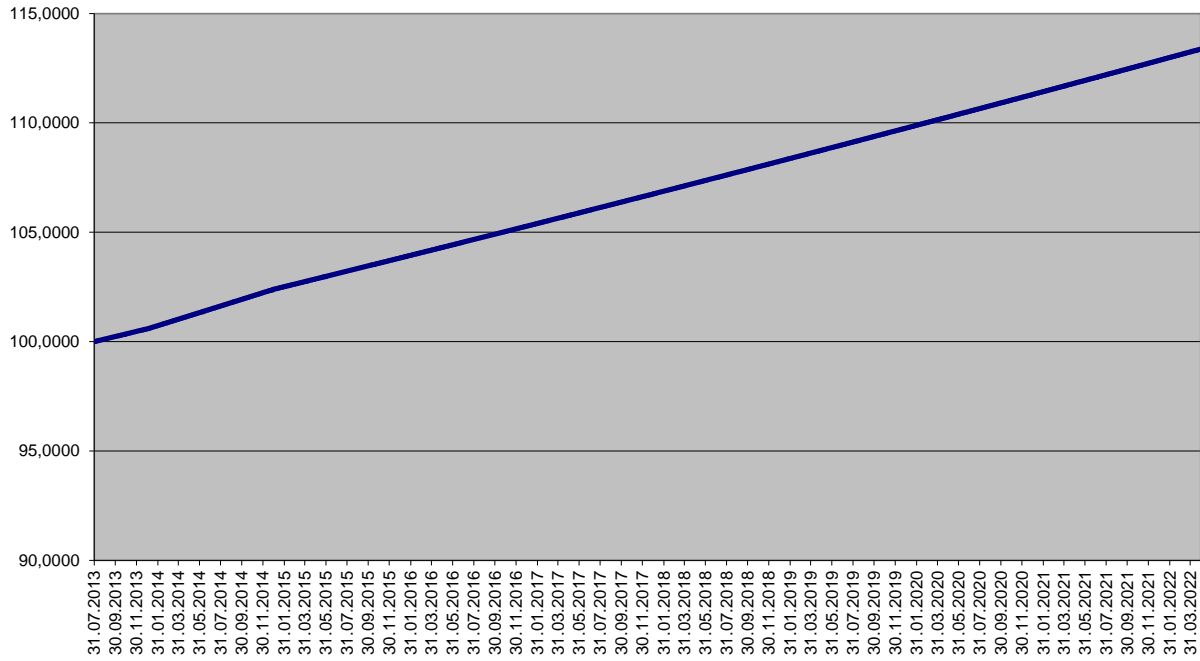
Vyvážená strategie



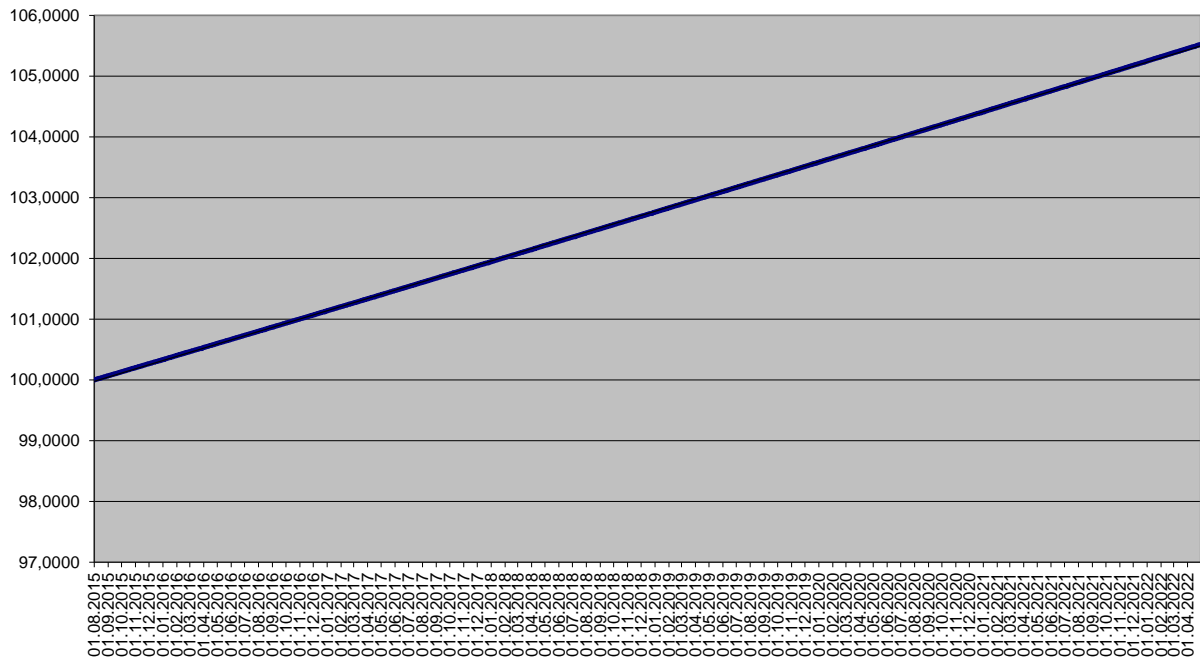
Konzervativní strategie



Garantovaný fond



Garantovaný fond 2015



Garantovaný fond 2016

