

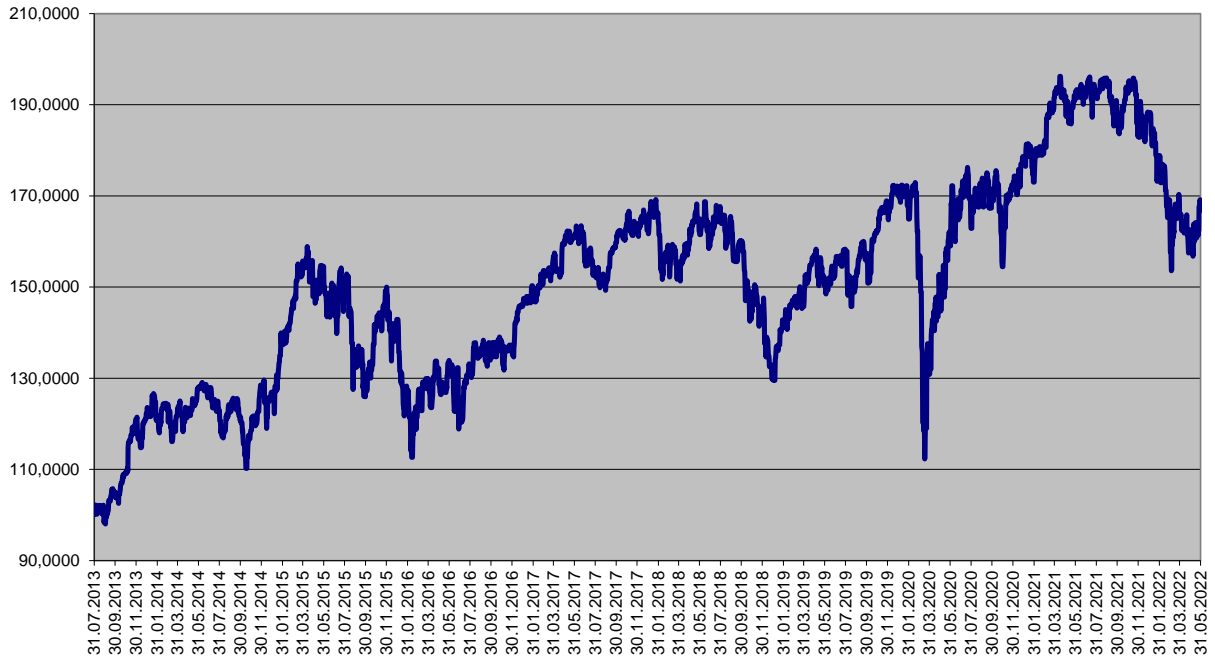
Ceny podílových jednotek  
Investiční životní pojištění

Datum	MEAG EuroBalance	Fond MEAG EuroRent	MEAG Proinvest	Dynamická (Conseq)	Strategie Vyvážená (Conseq)	Konzervativní (Conseq)
31.05.2022	138,4073	101,2118	166,8644	173,2033	131,2747	153,864
30.05.2022	139,1282	101,5389	169,1606	173,7515	131,3892	154,1962
27.05.2022	138,9518	101,8249	167,6709	172,3815	131,2626	153,5752
26.05.2022	135,7362	101,6649	162,3444	170,0060	131,0918	152,5607
25.05.2022	135,6262	101,5825	162,2127	169,0887	131,0621	152,1735
24.05.2022	135,1776	101,6600	161,2738	168,4404	130,9530	151,9302
23.05.2022	135,9933	101,2835	163,6968	170,1627	131,0532	152,5754
20.05.2022	134,9858	101,8051	161,7057	168,7679	131,0034	151,9794
19.05.2022	135,1293	102,0223	160,6995	167,6376	131,0194	151,5474
18.05.2022	135,4070	101,7070	161,8187	167,8934	131,0831	151,6724
17.05.2022	137,6143	101,9389	164,1619	169,5273	131,0919	152,3015
16.05.2022	136,4609	102,3024	161,2563	167,2514	131,0170	151,3125
13.05.2022	136,8431	102,4266	162,1860	167,1116	130,9902	151,2189
12.05.2022	136,0243	103,3759	159,8265	164,0087	130,8976	150,0841
11.05.2022	138,8695	104,5290	163,7993	166,1591	131,4301	151,4683
10.05.2022	136,2450	102,9925	158,2173	165,0699	130,9654	150,6468
09.05.2022	135,8539	102,7518	156,7693	166,9417	131,1873	151,4879
06.05.2022	136,0445	101,2089	158,2387	169,1726	131,1606	152,1899
05.05.2022	137,0774	101,7229	160,1138	171,2911	131,3315	153,0616
04.05.2022	138,7580	101,9763	161,2927	173,2014	131,4734	153,8199
03.05.2022	138,2711	102,2768	162,1640	173,3208	131,5591	153,9476
02.05.2022	137,9673	102,3546	161,0306	172,5632	131,5715	153,6543
29.04.2022	137,9866	102,1573	162,5498	173,8547	131,6864	154,2119
31.03.2022	142,8708	104,2575	165,2885	179,6136	131,5563	156,4751
28.02.2022	144,6947	108,4101	169,1285	180,4228	132,5572	157,9114
31.01.2022	145,6916	108,6888	177,2662	181,8917	132,1884	157,9199
31.12.2021	154,7436	112,3233	186,6874	187,1589	132,6706	160,4952
30.11.2021	154,3654	116,0415	182,9664	182,1798	132,9439	159,3521
29.10.2021	157,3425	116,2095	192,9417	187,1338	133,4100	161,4257
30.09.2021	150,5643	116,2802	187,7887	182,4943	132,7845	159,5422
31.08.2021	156,5001	117,3559	194,9488	186,5603	133,0214	161,1553
30.07.2021	153,3711	117,6161	191,8672	182,1174	132,5319	159,3808
30.06.2021	150,5548	116,5345	191,5822	183,5068	132,4863	159,7496
31.05.2021	148,4290	116,2717	191,1382	182,4883	131,8389	159,0720
30.04.2021	149,4123	118,5629	191,3880	178,2753	157,8687	131,9113
31.03.2021	148,9640	120,4059	191,6009	175,1412	156,6391	131,7957
26.02.2021	146,4084	120,6361	179,1955	171,3250	155,3742	131,4121
29.01.2021	144,9013	121,3190	173,0237	167,2410	153,4692	130,9906
31.12.2020	145,9256	122,7916	177,4764	166,1230	152,5658	130,2046
30.11.2020	142,3996	122,4190	171,5410	159,1027	149,0504	129,5297
30.10.2020	141,7521	126,7341	154,4578	144,8853	143,1900	128,8783
30.09.2020	142,6505	125,6299	171,5091	147,9257	144,5905	129,1663
31.08.2020	139,1588	120,0515	169,4177	148,9464	144,0753	128,4978
31.07.2020	137,6045	120,1600	162,8729	144,3895	141,4587	127,7209
30.06.2020	139,7981	121,3806	167,3824	142,1708	140,4209	127,9283

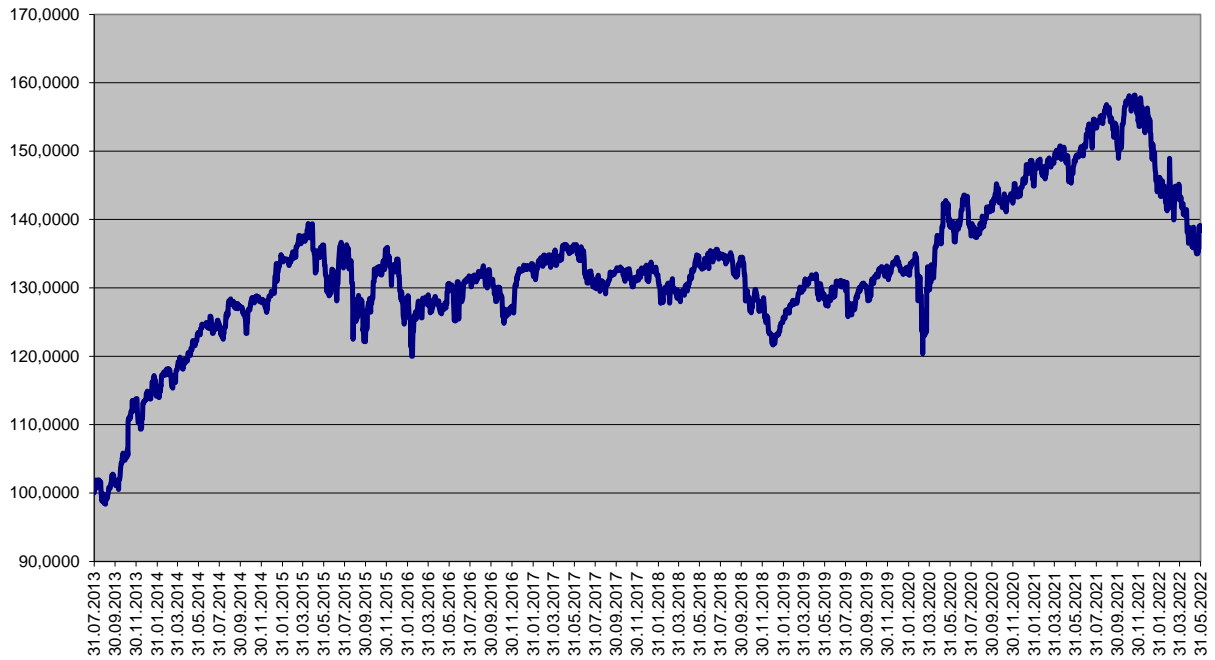
Ceny podílových jednotek  
**Investiční životní pojištění**

Datum	Garantovaný	Garantovaný 2015	Garantovaný 2016
31.05.2022	113,5086	105,5957	105,0500
30.05.2022	113,5043	105,5934	105,0474
27.05.2022	113,4913	105,5865	105,0397
26.05.2022	113,4870	105,5842	105,0371
25.05.2022	113,4827	105,5819	105,0346
24.05.2022	113,4783	105,5796	105,0320
23.05.2022	113,4740	105,5773	105,0294
20.05.2022	113,4611	105,5704	105,0217
19.05.2022	113,4568	105,5681	105,0191
18.05.2022	113,4524	105,5657	105,0165
17.05.2022	113,4481	105,5634	105,0139
16.05.2022	113,4438	105,5611	105,0114
13.05.2022	113,4308	105,5542	105,0036
12.05.2022	113,4265	105,5519	105,0011
11.05.2022	113,4222	105,5496	104,9985
10.05.2022	113,4179	105,5473	104,9959
09.05.2022	113,4136	105,5450	104,9933
06.05.2022	113,4006	105,5381	104,9856
05.05.2022	113,3963	105,5358	104,9830
04.05.2022	113,3920	105,5335	104,9805
03.05.2022	113,3877	105,5312	104,9779
02.05.2022	113,3834	105,5289	104,9753
29.04.2022	113,3704	105,5220	104,9676
31.03.2022	113,2454	105,4553	104,8930
28.02.2022	113,1119	105,3840	104,8133
31.01.2022	112,9914	105,3197	104,7413
31.12.2021	112,8569	105,2478	104,6609
30.11.2021	112,7239	105,1767	104,5814
29.10.2021	112,5867	105,1033	104,4994
30.09.2021	112,4626	105,0369	104,4251
31.08.2021	112,3344	104,9682	104,3484
30.07.2021	112,1977	104,8950	104,2666
30.06.2021	112,0697	104,8264	104,1899
31.05.2021	111,9419	104,7579	104,1133
30.04.2021	111,8100	104,6871	104,0342
31.03.2021	111,6825	104,6187	103,9577
26.02.2021	111,5403	104,5423	103,8724
29.01.2021	111,4217	104,4786	103,8012
31.12.2020	111,2990	104,4127	103,7276
30.11.2020	111,1680	104,3422	103,6489
30.10.2020	111,0372	104,2718	103,5703
30.09.2020	110,9107	104,2037	103,4942
31.08.2020	110,7844	104,1357	103,4183
31.07.2020	110,6540	104,0655	103,3398
30.06.2020	110,5238	103,9952	103,2614

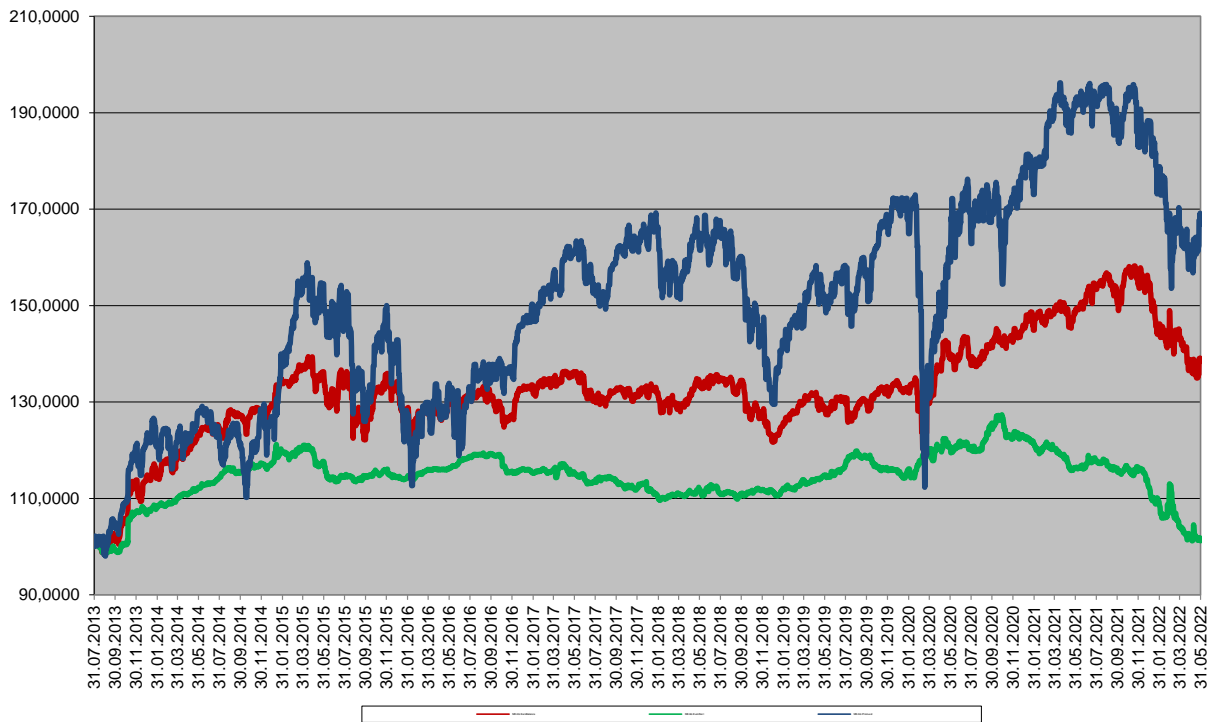
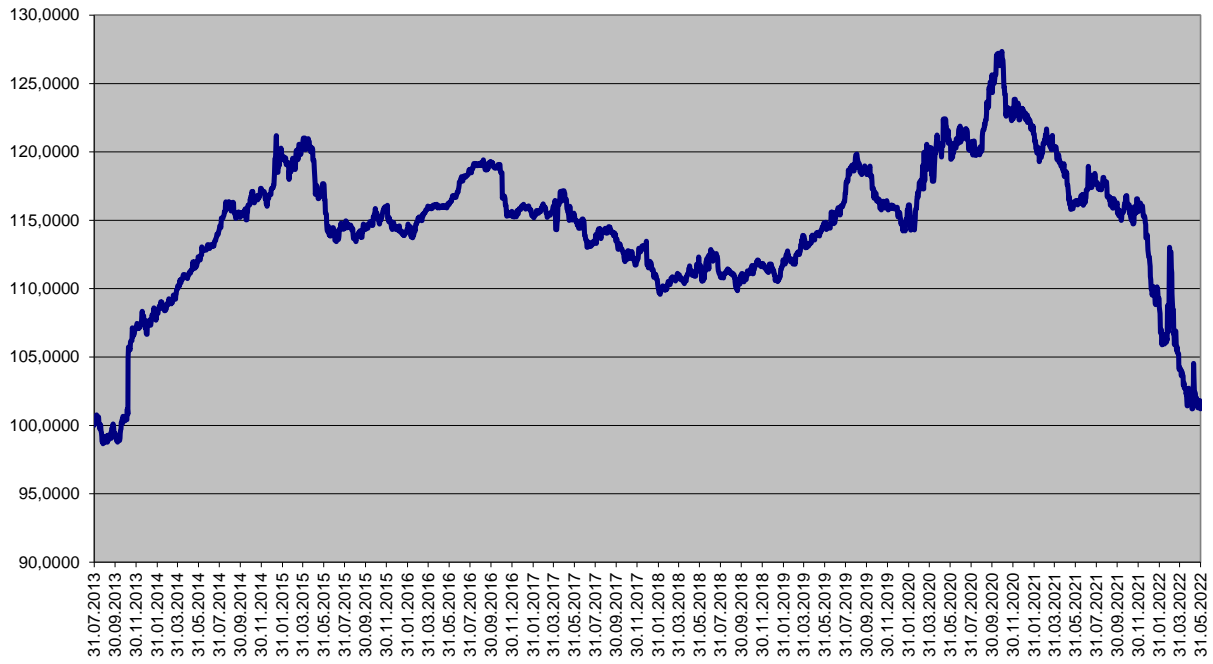
### Finanční fond MEAG ProInvest



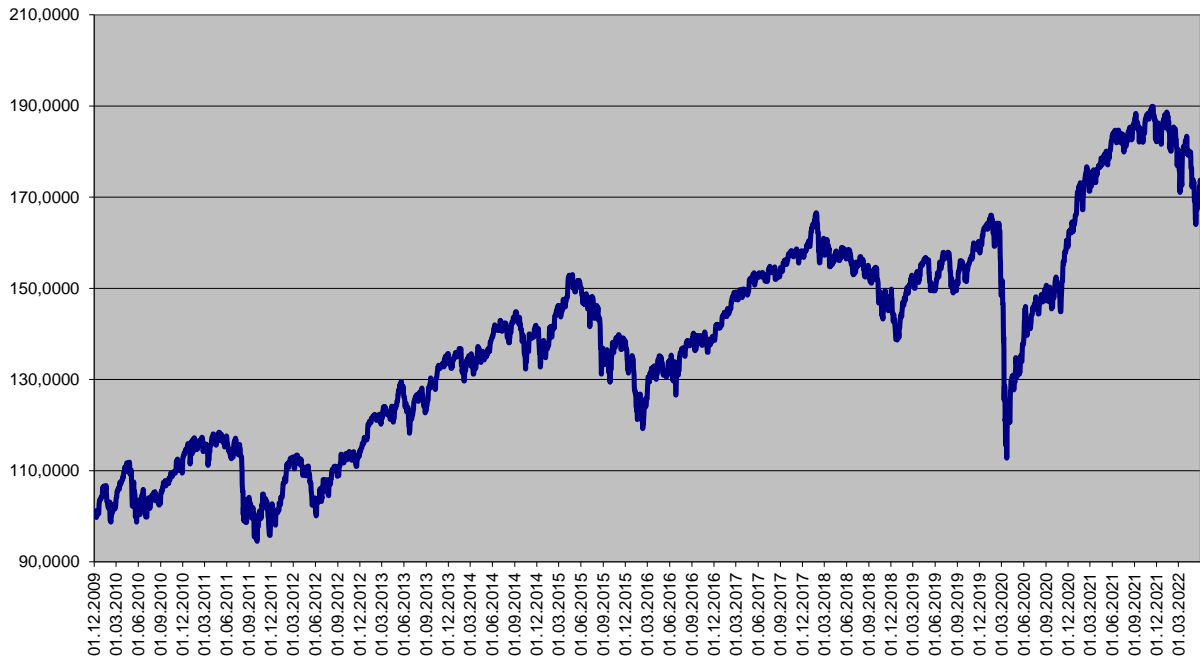
### Finanční fond MEAG EuroBalance



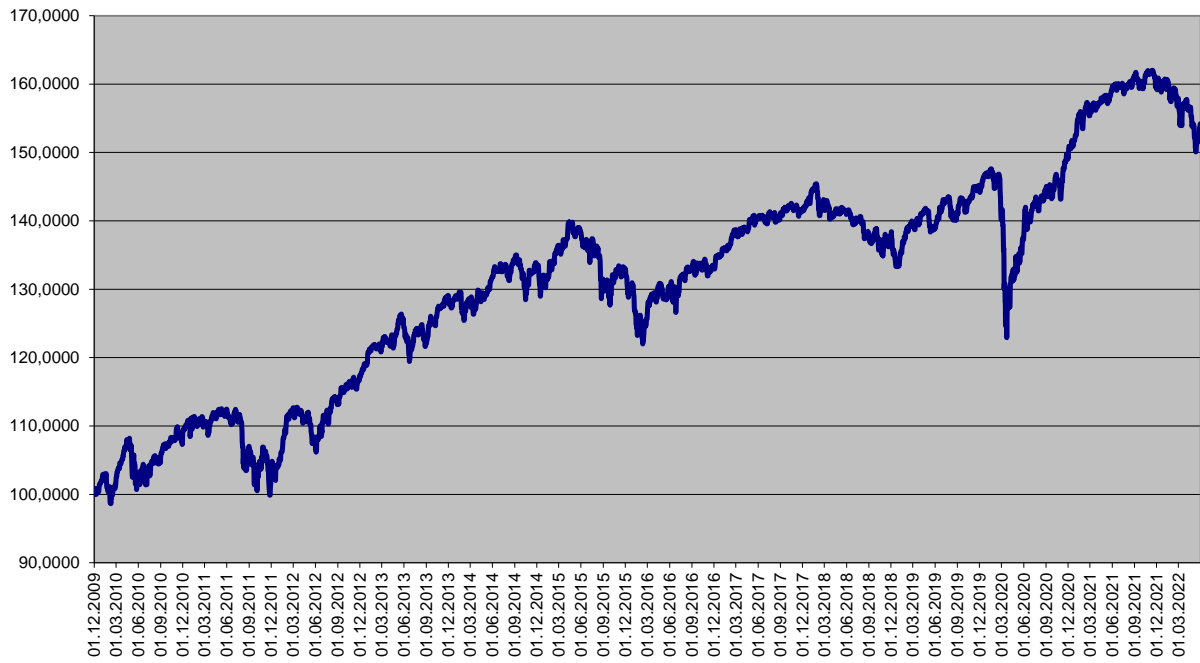
### Finanční fond MEAG EuroRent



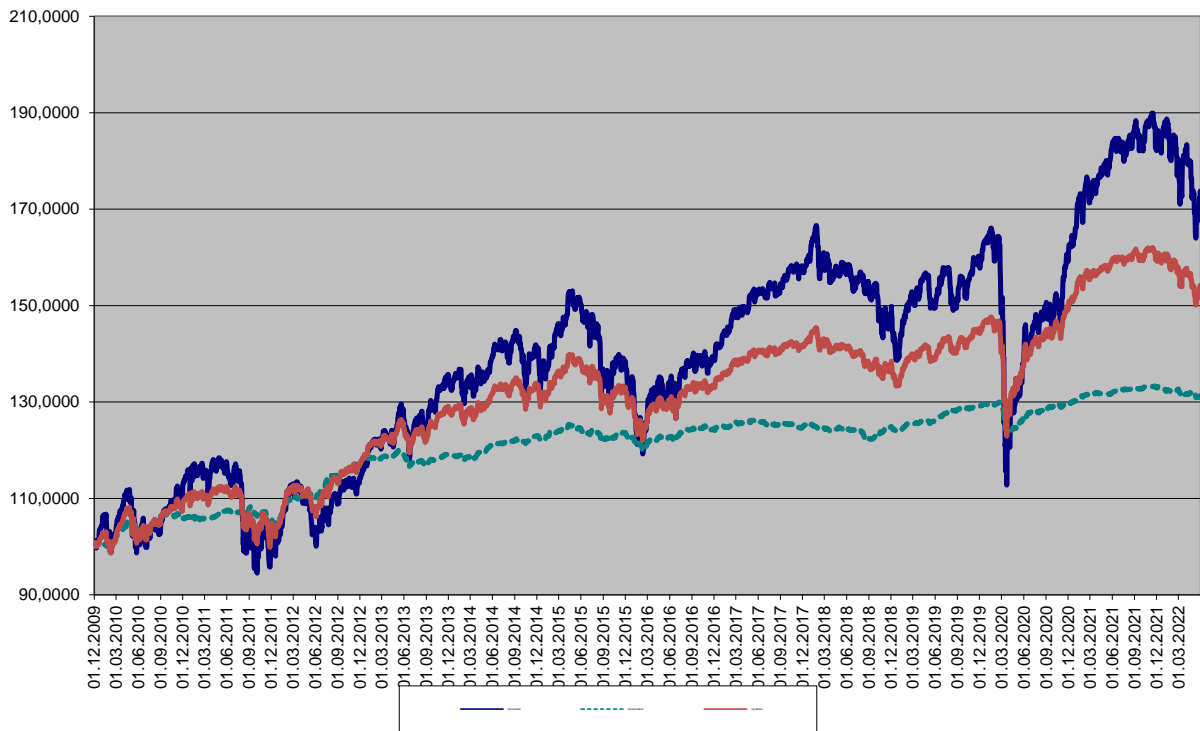
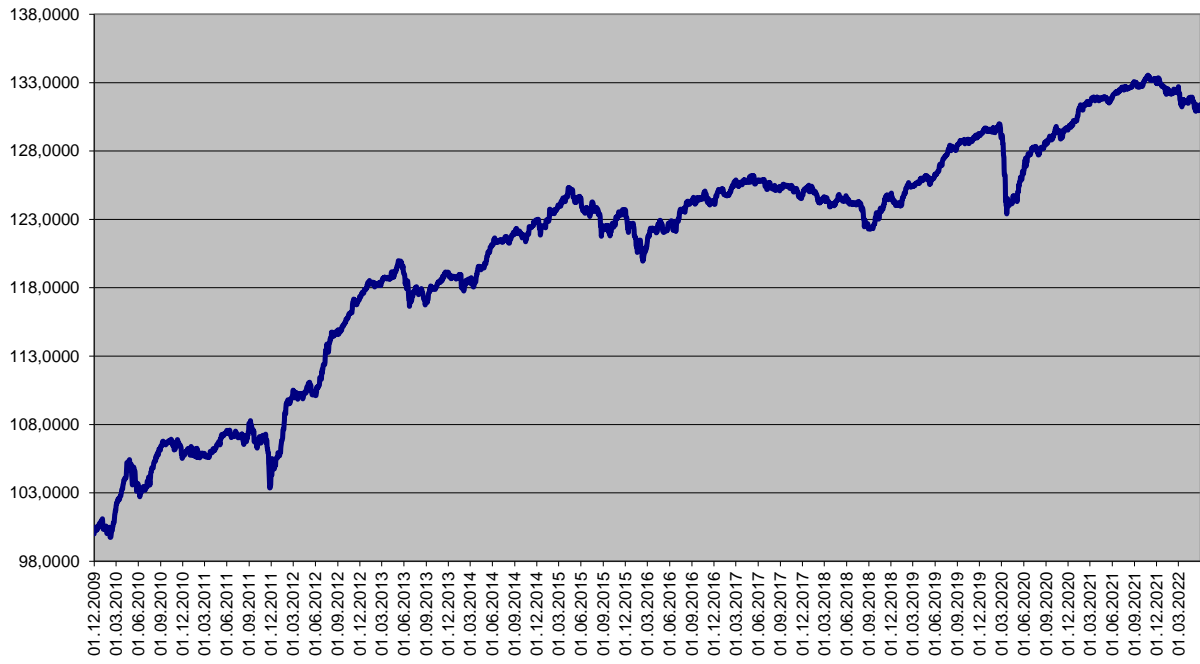
### Dynamická strategie



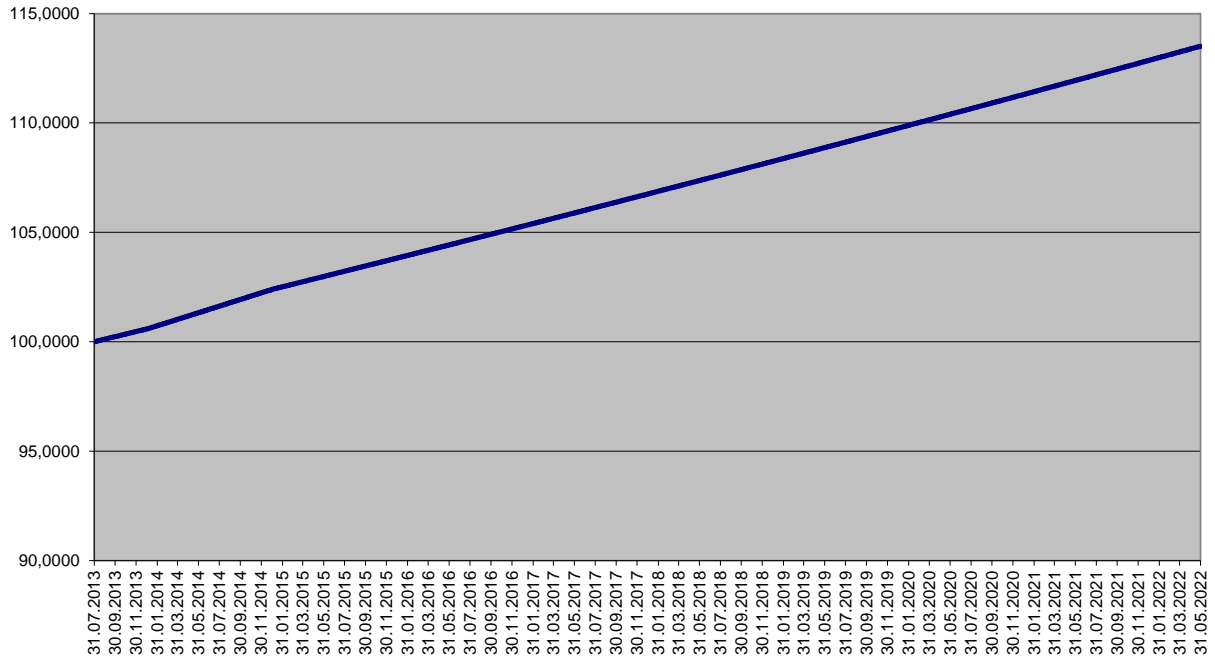
### Vyvážená strategie



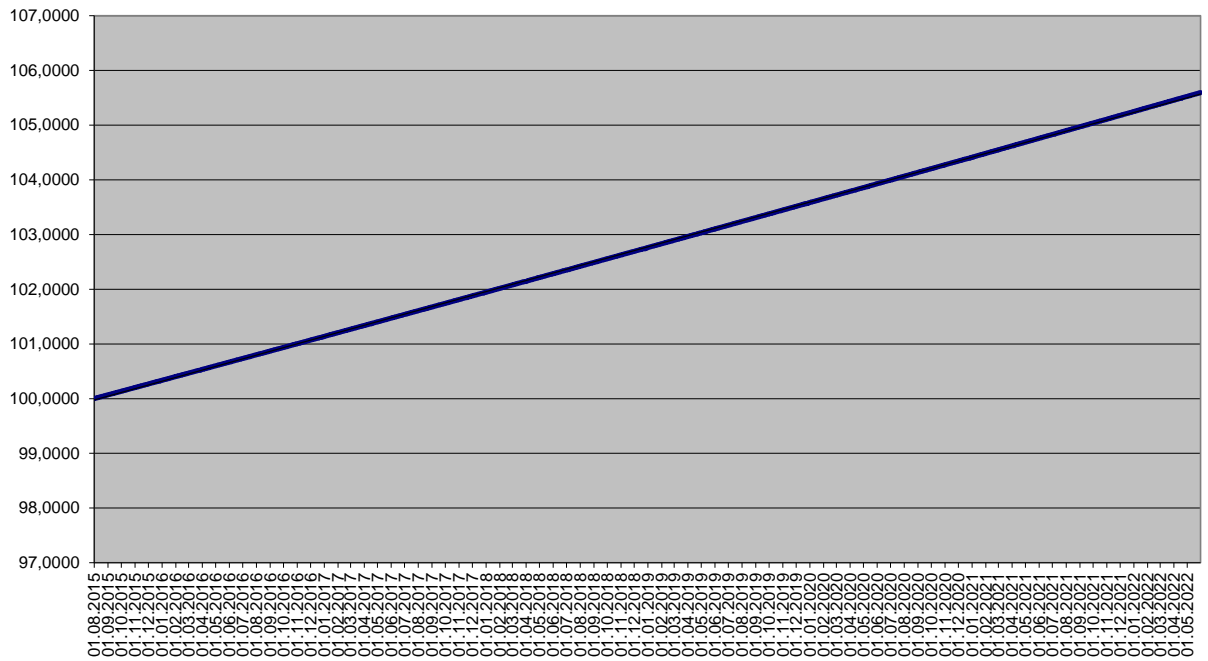
### Konzervativní strategie



### Garantovaný fond



### Garantovaný fond 2015



### Garantovaný fond 2016

